Financial Report

For the period ending

October 31, 2022

Marion CUSD #2
Financial Profile
For the period ending October 31, 2022

	Budgeted Revenue	Year-to-Date Revenue	Budget Balance	Percent of Budget Collected
Educational Fund	$ 38,692,287	$ 15,954,074	22,738,213	41.23%
Operations & Maintenance Fund	12,310,842	$ 7,295,308	5,015,534	59.26%
Lease Fund	54,300	$ 32,490	21,810	59.84%
Debt Service Fund	2,673,083	$ 1,183,932	1,489,151	44.29%
Transportation Fund	2,160,710	$ 1,240,074	920,636	57.39%
Social Security/Medicare Fund	669,340	$ 402,996	266,344	60.21%
IMRF Fund	723,540	$ 402,996	320,544	55.70%
Capital Projects Fund	2,759,000	$ 969,056	1,789,944	35.12%
Working Cash Fund	890	$ 551	339	61.89%
Tort Fund	723,000	$ 435,651	287,349	60.26%
Fire Prevention & Life Safety Fun	250,200	$ 152,287	97,913	60.87%
ALL FUNDS	**$ 61,017,192**	**$ 28,069,416**	**$ 32,947,776**	**46.00%**

Percent of Fiscal Year Completed = 33.33%

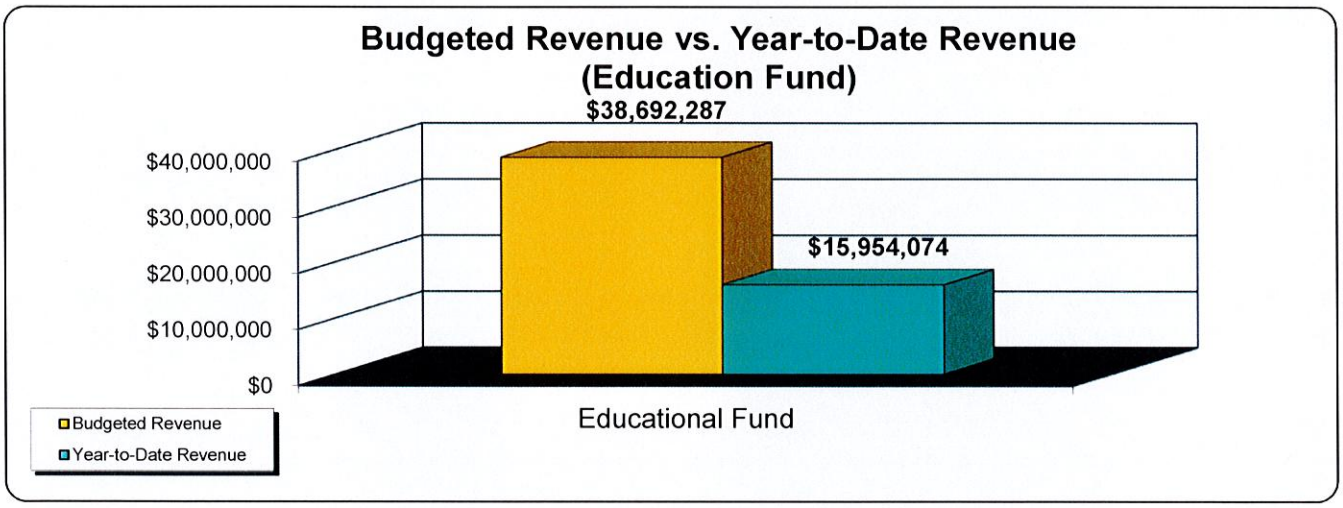

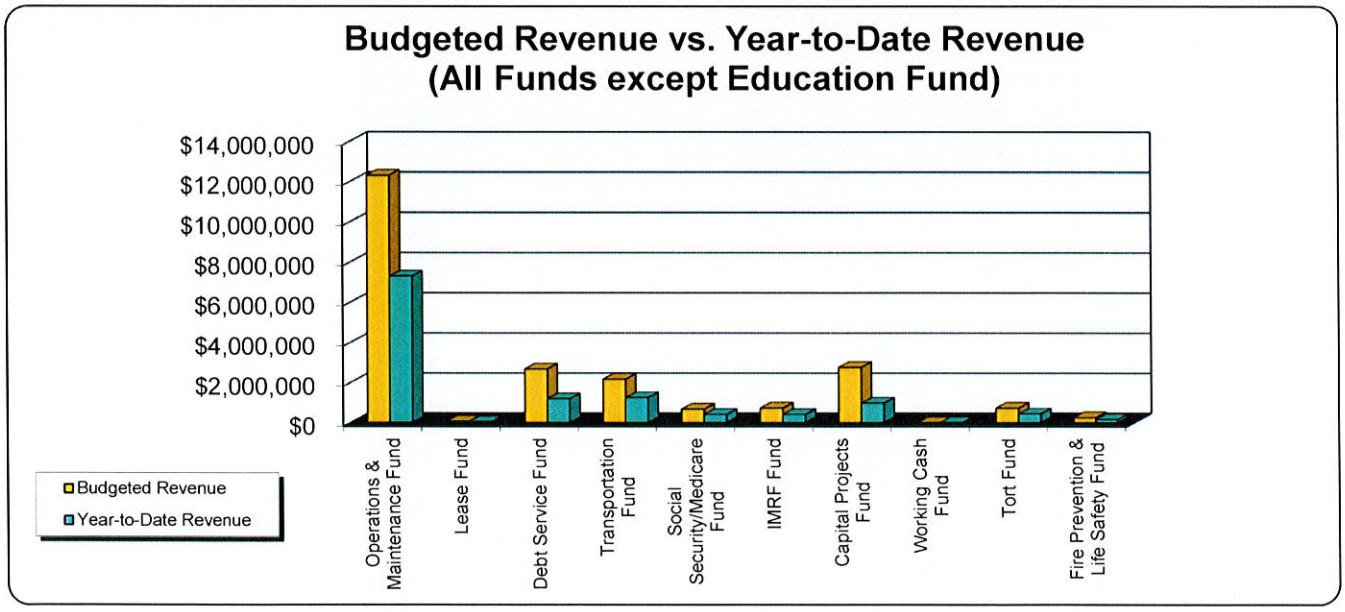

Marion CUSD #2
Financial Profile
For the period ending October 31, 2022

	Budgeted Expenditures	Year-to-Date Expenditures	Budget Balance	Percent of Budget Spent
Educational Fund	$ 38,641,973	$ 11,655,364	$ 26,986,609	30.16%
Operations & Maintenance Fund	12,308,347	5,587,127	$ 6,721,220	45.39%
Lease Fund	52,800	17,600	$ 35,200	33.33%
Debt Service Fund	2,673,083	31,259	$ 2,641,824	1.17%
Transportation Fund	1,968,940	357,894	$ 1,611,046	18.18%
Social Security/Medicare Fund	676,288	198,584	$ 477,704	29.36%
IMRF Fund	632,800	186,439	$ 446,361	29.46%
Capital Projects Fund	4,802,883	1,056,055	$ 3,746,828	21.99%
Working Cash Fund	0	0	0	0.00%
Tort Fund	670,000	234,159	$ 435,841	34.95%
Fire Prevention & Life Safety Fun	720,000	291,129	$ 428,871	40.43%
ALL FUNDS	**$ 63,147,114**	**$ 19,615,611**	**$ 43,531,503**	**31.06%**

Percent of Fiscal Year Completed = 33.33%

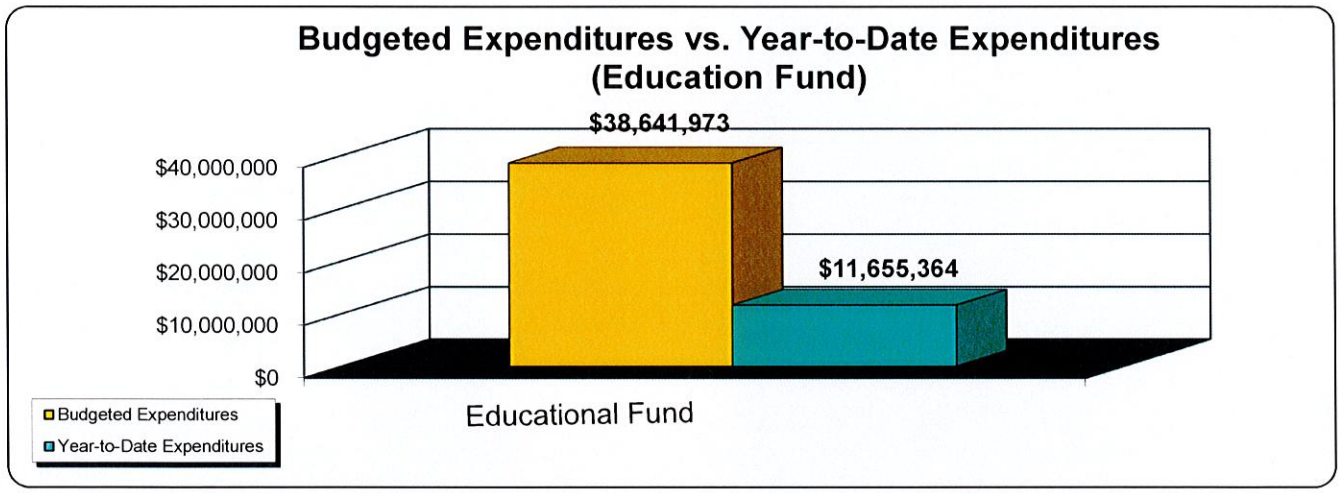

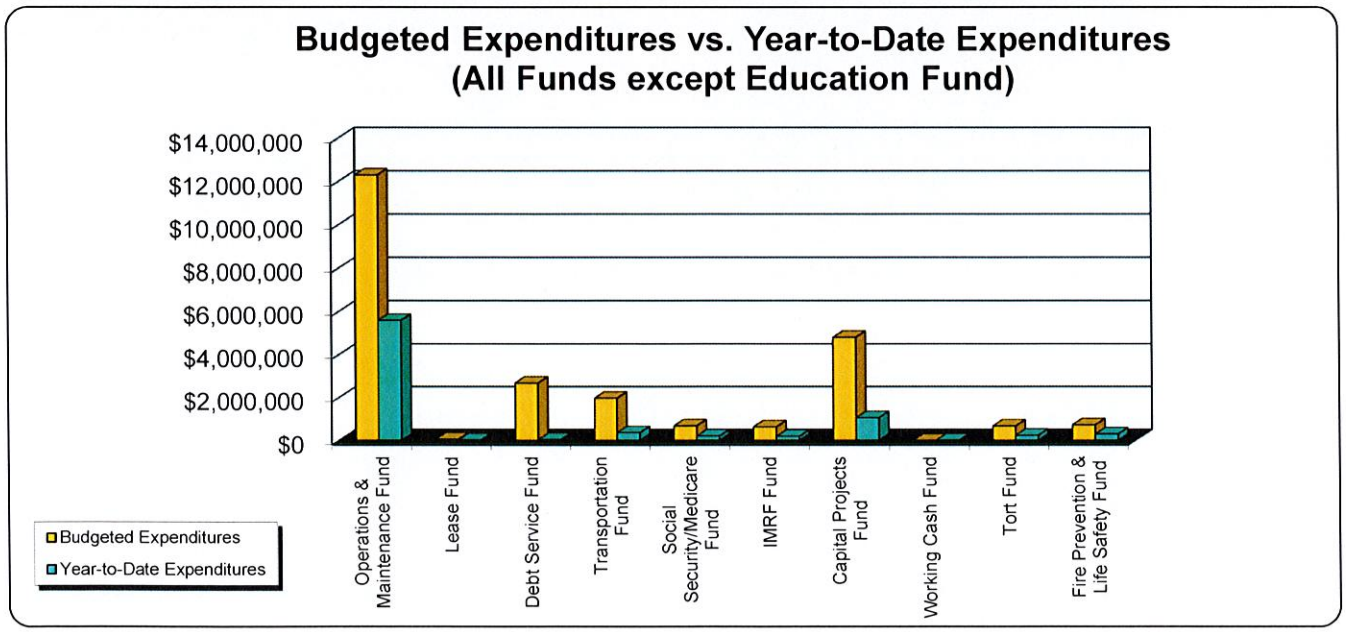

Expenditure Analysis

FDTLOC	FUNC	OBJ	SJ	SOURCE	Account Level Description	Ending Balance
A				Asset		
10A000	1110	0000	00	000000	IMPREST, ADM, HS	26,000.48
10A000	1120	0000	00	000000	CASH IN BANK	11,941,692.15
10A000	1130	0000	00	000000	PETTY CASH	800.00
10A000	1140	0000	00	000000	HEALTH INSURANCE CHECKING	925,712.18
10A000	1260	0000	00	000000	Activity Account	0.00
10A000	1300	0000	00	000000	EDUC. TRANSF FROM W CASH	0.00
10A000	1310	0000	00	000000	TAXES RECEIVABLE	-0.31
10A000	1410	0000	00	000000	DUE TO ED FROM TORT	0.00
10A000	1410	0000	00	000002	ED LOAN TO O&M FUND	0.00
10A000	1410	0000	00	000004	LOAN TO TRANSPORTATION FUND	0.00
10A000	1410	0000	00	000008	ED LOAN TO TORT FUND	0.00
10A000	1530	0000	00	000000	GRANTS RECEIVABLE	-0.26
10A000	1610	0000	00	000001	18-19 LOAN TO VOCATIONAL DIST	0.00
10A000	1610	0000	00	000003	17-18 CTEI VOCATION LOAN	0.00
10A000	1610	0000	02	000002	13-14 LOAN TO PRE-K	-0.10
10A000	1610	0000	04	000004	11-12 LOAN PRE-K	0.29
10A000	1630	0000	00	000000	INSURANCE RECEIVABLE	0.21
10A000	1720	0000	00	000000	BUILDING TRADES HOUSE	0.00
10A---	----	----	--	------		12,894,204.64
L				Liability		
10L000	4110	0000	00	000000	EDUC.FROM BLDG FUND	0.00
10L000	4110	0000	00	000001	LOAN FROM WC	0.00
10L000	4110	0000	00	000002	LOAN FROM TRANS	0.00
10L000	4200	0000	00	000000	ACCRUED PAYROLL	0.00
10L000	4310	0000	00	000000	ACCOUNTS PAYABLE	-0.25
10L000	4340	0000	00	000000	ED LOAN FROM TRANS	0.00
10L000	4610	0000	00	000000	LINE OF CREDIT	0.00
10L000	4650	0000	00	000000	BIKING FOR BOOKS	0.00
10L000	4710	0000	00	000000	ACCRUED SALARIES AND BENEFITS	-9.87
10L000	4810	0000	00	000451	EDUCATION TRS	0.36
10L000	4810	0000	00	000452	FIT	0.00
10L000	4810	0000	00	000453	SIT	0.03
10L000	4810	0000	00	000454	IMRF	0.00
10L000	4810	0000	00	000455	ANNUITIES	0.00
10L000	4810	0000	00	000456	HEALTH INSURANCE	0.00
10L000	4810	0000	00	000457	FICA	0.00
10L000	4810	0000	00	000458	MEDICARE	0.00
10L000	4810	0000	00	000459	CREDIT UNION & DUES	0.00
10L000	4810	0000	00	000460	UNITED WAY	0.00
10L000	4810	0000	00	000461	UNIT 2 FOUNDATION	0.00
10L000	4810	0000	00	000462	CIRCUIT CLERK	0.00
10L000	4810	0000	00	000464	KIDS FOUNDATION	0.00
10L000	4810	1000	00	000458	FICA/MEDICARE	0.00
10L000	4910	0000	00	000000	DEFERRED REVENUE	-0.27
10L000	4930	0000	00	000000	Activity Account	0.00
10L000	4980	0000	00	000000		0.00
10L000	4990	0000	00	000000	CONTINGENT HEALTH INSURANCE LI	-0.04
10L000	4990	0000	00	000003	Property Tax Building Trades	-5.99
10L000	5500	0000	00	000000	CONTINGENT HEALTH INS LIAB.	-425,160.63
10L---	----	----	--	------		-425,176.66

FDTLOC FUNC OBJ SJ SOURCE	Account Level Description	Ending Balance
Q Equity		
10Q000 7030 0000 00 000002	RESTRICTED FUND BAL HEALTH INS	0.00
10Q000 7130 0000 00 000000	RESERVE FOR ENCUMBRANCES	0.00
10Q000 7300 0000 00 000000	EDUCATION FUND BALANCE	-12,469,027.98
10Q--- ---- ---- -- ------		-12,469,027.98
10---- ---- ---- -- ------		0.00
A Asset		
11A000 1260 0000 00 000000	ACTIVITY FUND CASH	458,035.88
11A--- ---- ---- -- ------		458,035.88
L Liability		
11L000 4930 0000 00 000000	ACTIVITY FUND LIABILITY	0.00
11L--- ---- ---- -- ------		0.00
Q Equity		
11Q000 7150 0000 00 000000	ACTIVITY FUND BALANCE	0.00
11Q000 7300 0000 00 000000	ACTIVITY ACCOUNT FUND BALANCE	-458,035.88
11Q--- ---- ---- -- ------		-458,035.88
11---- ---- ---- -- ------		0.00
A Asset		
20A000 1120 0000 00 000000	CASH IN BANK	4,479,758.08
20A000 1310 0000 00 000001	ALLOWANCE ACCOUNT	0.00
20A000 1410 0000 00 000000	O&M LOAN TO ED	0.00
20A000 1410 0000 00 000001	OM LOAN TO CAPITAL PROJECTS	0.00
20A000 1510 0000 00 000000	O&M LOAN TO ED	0.00
20A--- ---- ---- -- ------		4,479,758.08
L Liability		
20L000 4110 0000 00 000000	LOAN FROM WC	0.00
20L000 4110 0000 00 000001	LOAN FROM ED FUND	0.00
20L000 4110 0000 00 000002	LOAN FROM TRANSPORTATION	0.00
20L000 4200 0000 00 000000	ACCRUED PAYROLL	0.00
20L000 4310 0000 00 000000	ACCOUNTS PAYABLE	-0.02
20L000 4410 0000 00 000000	HS FIRE RESTORATION (INSURANCE	0.00
20L000 4710 0000 00 000000	ACCRUED SALARIES AND BENEFITS	-0.36
20L000 4810 0000 00 000451	TRS	0.00
20L000 4810 0000 00 000452	FIT	0.00
20L000 4810 0000 00 000453	SIT	0.00
20L000 4810 0000 00 000454	IMRF	0.00

FDTLOC FUNC OBJ SJ SOURCE	Account Level Description	Ending Balance
L Liability		
20L000 4810 0000 00 000455	ANNUITIES	0.00
20L000 4810 0000 00 000456	HEALTH INSURANCE	0.00
20L000 4810 0000 00 000457	FICA	0.00
20L000 4810 0000 00 000458	MEDICARE	0.00
20L000 4810 0000 00 000459	CREDIT UNION, UNION DUES	0.00
20L000 4810 0000 00 000460	UNITED WAY	0.00
20L000 4810 0000 00 000462	CIRCUIT CLERK	0.00
20L000 4810 1000 00 000458	FICA/MEDICARE	0.00
20L000 4910 0000 00 000000	DEFERRED REVENUE	-0.40
20L000 4980 0000 00 000000		0.00
20L000 4990 0000 00 000000	PROPERTY TAX ON PURCHASE OF PR	3.53
20L--- ---- ---- -- ------		2.75
Q Equity		
20Q000 7130 0000 00 000000	RESERVE FOR ENCUMBRANCES	0.00
20Q000 7300 0000 00 000000	OM FUND BALANCE	-4,479,760.83
20Q--- ---- ---- -- ------		-4,479,760.83
20---- ---- ---- -- ------		0.00
A Asset		
21A000 1120 0000 00 000000	CASH IN BANK	48,566.82
21A000 1210 0000 00 000000	LEASE DEPOSIT	0.00
21A--- ---- ---- -- ------		48,566.82
L Liability		
21L000 4310 0000 00 000000	ACCOUNTS PAYABLE	0.27
21L000 4910 0000 00 000000	DEFERRED REVENUE	0.13
21L000 5900 0000 00 000000	LT LIAB - COMPUTERS	0.00
21L000 5990 0000 00 000000	LEASE: LT LIAB - COMPUTERS	0.25
21L--- ---- ---- -- ------		0.65
Q Equity		
21Q000 7300 0000 00 000000	OM LEASE FUND BALANCE	-48,567.47
21Q--- ---- ---- -- ------		-48,567.47
21---- ---- ---- -- ------		0.00
A Asset		
30A000 1120 0000 00 000000	CASH IN BANK	1,155,233.59
30A--- ---- ---- -- ------		1,155,233.59

FDTLOC FUNC OBJ SJ SOURCE	Account Level Description	Ending Balance
L	Liability	
30L000 4310 0000 00 000000	ACCOUNTS PAYABLE	0.00
30L000 4910 0000 00 000000	DEFERRED REVENUE	0.42
30L--- ---- ---- -- ------		0.42
Q	Equity	
30Q000 7300 0000 00 000000	DEBT SERVICE FUND BALANCE	-1,155,234.01
30Q--- ---- ---- -- ------		-1,155,234.01
30---- ---- ---- -- ------		0.00
A	Asset	
40A000 1120 0000 00 000000	CASH IIN BANK	2,102,805.98
40A000 1410 0000 00 000000	TRANS LOAN TO ED	0.00
40A000 1420 0000 00 000000	LOAN TO O&M FUND	0.00
40A000 1510 0000 00 000000	TRANS LOAN TO ED	0.00
40A000 1530 0000 00 000000	GRANTS RECEIVABLE	0.28
40A000 1610 0000 00 000000	OTHER RECEIVABLES	0.00
40A000 1610 0000 00 000001	20-21 LOAN TO WCES	0.00
40A--- ---- ---- -- ------		2,102,806.26
L	Liability	
40L000 4110 0000 00 000000	LOAN FROM ED FUND	0.00
40L000 4200 0000 00 000000	ACCRUED PAYROLL	0.00
40L000 4310 0000 00 000000	ACCOUNTS PAYABLE	0.00
40L000 4310 0000 00 000001	AMERICAN EXPRESS LIABILITY	0.00
40L000 4650 0000 00 000000	BIKING FOR BOOKS	0.00
40L000 4710 0000 00 000000	ACCRUED SALARIES AND BENEFITS	-0.06
40L000 4810 0000 00 000451	TRS	0.00
40L000 4810 0000 00 000452	FIT	0.00
40L000 4810 0000 00 000453	SIT	0.00
40L000 4810 0000 00 000455	TORT: ANNUITIES	0.00
40L000 4810 0000 00 000456	HEALTH INSURANCE	0.00
40L000 4810 0000 00 000457	FICA	0.00
40L000 4810 0000 00 000458	MEDICARE	0.00
40L000 4810 1000 00 000458	FICA/MEDICARE	0.00
40L000 4910 0000 00 000000	DEFERRED REVENUE	-0.47
40L000 4980 0000 00 000000	ACCRUED EXPENSES	0.00
40L--- ---- ---- -- ------		-0.53
Q	Equity	
40Q000 7130 0000 00 000000	RESERVE FOR ENCUMBRANCES	0.00
40Q000 7300 0000 00 000000	TRANSPORTATION FUND BALANCE	-2,102,805.73
40Q--- ---- ---- -- ------		-2,102,805.73

FDTLOC FUNC OBJ SJ SOURCE	Account Level Description	Ending Balance
40---- ---- ---- -- ------		0.00
A Asset		
50A000 1120 0000 00 000000	CASH IN BANK	473,282.06
50A--- ---- ---- -- ------		473,282.06
L Liability		
50L000 4310 0000 00 000000	ACCOUNTS PAYABLE	0.00
50L000 4710 0000 00 000000	ACCRUED SALARIES AND BENEFITS	0.00
50L000 4910 0000 00 000000	DEFERRED REVENUE	-0.12
50L000 4980 0000 00 000000		0.00
50L--- ---- ---- -- ------		-0.12
Q Equity		
50Q000 7300 0000 00 000000	IMRF/SS FUND BALANCE	-473,281.94
50Q--- ---- ---- -- ------		-473,281.94
50---- ---- ---- -- ------		0.00
A Asset		
51A000 1120 0000 00 000000	CASH IN BANK	481,917.07
51A--- ---- ---- -- ------		481,917.07
L Liability		
51L000 4310 0000 00 000000	ACCOUNTS PAYABLE	0.00
51L000 4710 0000 00 000000	Accrued Salaries and Benefits	0.00
51L000 4980 0000 00 000000		0.00
51L--- ---- ---- -- ------		0.00
Q Equity		
51Q000 7300 0000 00 000000		-481,917.07
51Q--- ---- ---- -- ------		-481,917.07
51---- ---- ---- -- ------		0.00

FDTLOC FUNC OBJ SJ SOURCE	Account Level Description	Ending Balance
A Asset		
60A000 1120 0000 00 000000	CASH IN BANK	2,698,630.24
60A000 2200 0000 00 000000	LAND PURCHASE	0.00
60A--- ---- ---- -- ------		2,698,630.24
L Liability		
60L000 4110 0000 00 000000	LOAN FROM OM	0.00
60L000 4310 0000 00 000000	ACCOUNTS PAYABLE	-0.41
60L000 4910 0000 00 000000	DEFERRED REVENUE	0.00
60L000 4990 0000 00 000000	PROPERTY TAX OWED FOR LOT 2014	-455.66
60L--- ---- ---- -- ------		-456.07
Q Equity		
60Q000 7130 0000 00 000000	RESERVE FOR ENCUMBRANCES	0.00
60Q000 7300 0000 00 000000	CAPITAL PROJECTS FUND BALANCE	-2,698,174.17
60Q--- ---- ---- -- ------		-2,698,174.17
60---- ---- ---- -- ------		0.00
A Asset		
70A000 1120 0000 00 000000	CASH IN BANK	8,650.08
70A000 1410 0000 00 000000	WC LOAN TO ED	0.00
70A000 1410 0000 00 000001	WC LOAN TO OM	0.00
70A000 1510 0000 00 000000	LOAN TO EDUCATION FUND	0.00
70A--- ---- ---- -- ------		8,650.08
L Liability		
70L000 4310 0000 00 000000	ACCOUNTS PAYABLE	0.00
70L000 4910 0000 00 000000	DEFERRED REVENUE	0.38
70L--- ---- ---- -- ------		0.38
Q Equity		
70Q000 7300 0000 00 000000	WORKING CASH FUND BALANCE	-8,650.46
70Q--- ---- ---- -- ------		-8,650.46
70---- ---- ---- -- ------		0.00

FDTLOC FUNC OBJ SJ SOURCE	Account Level Description	Ending Balance
A Asset		
80A000 1120 0000 00 000000	CASH IN BANK	452,167.98
80A--- ---- ---- -- ------		452,167.98
L Liability		
80L000 4110 0000 00 000000	DUE TO ED FROM TORT	0.00
80L000 4110 0000 00 000001	LOAN FROM ED FUND	0.00
80L000 4310 0000 00 000000	ACCOUNTS PAYABLE	0.00
80L000 4810 0000 00 000451	TRS	0.00
80L000 4810 0000 00 000452	FIT	0.00
80L000 4810 0000 00 000453	SIT	0.00
80L000 4810 0000 00 000454	IMRF	0.00
80L000 4810 0000 00 000455	ANNUTIES	0.00
80L000 4810 0000 00 000456	HEALTH INSURANCE	0.00
80L000 4810 0000 00 000457	FICA	0.00
80L000 4810 0000 00 000458	MEDICARE	0.00
80L000 4810 0000 00 000459	CU/DUES	0.00
80L000 4810 0000 00 000460	UNITED WAY	0.00
80L000 4810 0000 00 000461	UNIT 2 FOUNDATION	0.00
80L000 4810 0000 00 000462	CIRCUIT CLERK	0.00
80L000 4810 0000 00 000464	KIDS FOUNDATION	0.00
80L000 4810 1000 00 000458	FICA/MEDICARE	0.00
80L000 4910 0000 00 000000	DEFERRED REVENUE	0.00
80L--- ---- ---- -- ------		0.00
Q Equity		
80Q000 7130 0000 00 000000	RESERVE FOR ENCUMBRANCES	0.00
80Q000 7300 0000 00 000000	TORT FUND BALANCE	-452,167.98
80Q--- ---- ---- -- ------		-452,167.98
80---- ---- ---- -- ------		0.00
A Asset		
90A000 1120 0000 00 000000	CASH IN BANK	669,795.67
90A--- ---- ---- -- ------		669,795.67
L Liability		
90L000 4310 0000 00 000000	ACCOUNTS PAYABLE	-0.50
90L000 4910 0000 00 000000	DEFERRED REVENUE	-0.48
90L--- ---- ---- -- ------		-0.98

FDTLOC FUNC OBJ SJ SOURCE	Account Level Description	Ending Balance
Q Equity		
90Q000 7130 0000 00 000000	RESERVE FOR ENCUMBRANCES	0.00
90Q000 7300 0000 00 000000	FP&S FUND BALANCE	-669,794.69
90Q--- ---- ---- -- ------		-669,794.69
90---- ---- ---- -- ------		0.00
Grand Asset Totals		25,923,048.37
Grand Liability Totals		-425,630.16
Grand Equity Totals		-25,497,418.21
Grand Totals		0.00

Number of Accounts: 171

********** End of report **********

CHECK NUMBER	CHECK DATE	VENDOR	INVOICE NUMBER	ACCOUNT NUMBER	INVOICE DESCRIPTION	AMOUNT
71424	10/19/2022	LEARNING WITHOUT TEA	INV159797	10E930 1250 4100 30 000000	Learning Packets for Wildcat Time. To be paid for out of Title Funds	-218.17
71424	10/19/2022	LEARNING WITHOUT TEA	SO354974	10E930 1250 4100 30 000000	Learning Packets for Wildcat Time. To be paid for out of Title Funds	-218.17
					Totals for 71424	-436.34
71469	10/20/2022	HOUGHTON MIFFLIN HAR	710244874	10E303 1103 4100 00 000000	Scholastic Reading Inventory for English Enrichment	221.00
					Totals for 71469	221.00
71470	10/20/2022	KROGER - LOUISVILLE	002974	10E303 1103 4100 00 000000	Kiddie City Supplies	99.76
71470	10/20/2022	KROGER - LOUISVILLE	012002	10E303 1103 4100 00 000000	Foods supplies	101.88
71470	10/20/2022	KROGER - LOUISVILLE	Multiple	10E303 1103 4100 00 000000	Foods class supplies	225.85
71470	10/20/2022	KROGER - LOUISVILLE	012541	10E303 1103 4100 00 000000	Supplies for Kiddie City	121.60
71470	10/20/2022	KROGER - LOUISVILLE	109697	10E303 1103 4100 00 000000	Food for labs	60.31
71470	10/20/2022	KROGER - LOUISVILLE	004123/004	10E303 1103 4100 00 000000	Supplies for Kiddie City	142.61
71470	10/20/2022	KROGER - LOUISVILLE	114108	10E303 1103 4100 00 000000	food for labs	325.77
71470	10/20/2022	KROGER - LOUISVILLE	003611	10E303 1103 4100 00 000000	Supplies for Kiddie City	166.01
71470	10/20/2022	KROGER - LOUISVILLE	013200	10E303 1103 4100 00 000000	Food for labs	45.21
71470	10/20/2022	KROGER - LOUISVILLE	075837	10E303 1103 4100 00 000000	Food for labs	103.70
					Totals for 71470	1,392.70
71471	10/20/2022	LEARNING WITHOUT TEA	INV159797	10E930 1250 4100 30 000000	Learning Packets for Wildcat Time. To be paid for out of Title Funds	218.17
					Totals for 71471	218.17
71472	10/20/2022	SAMACO SUPPLY	136693	10E303 1103 4110 00 000000	Locks	2,680.00
					Totals for 71472	2,680.00
71473	10/20/2022	SCHOOL NURSE SUPPLY,	0915093-IN	10E107 2134 4100 00 000000	School Nurse Supplies	248.85
					Totals for 71473	248.85
71474	10/20/2022	WORKERS' COMPENSATIO	107340	80E000 2361 3800 00 000000	Worker's Comp	12,938.00
					Totals for 71474	12,938.00
71475	10/25/2022	AFLAC	20221025AD	10L000 4810 0000 00 000456	Payroll accrual	151.32
71475	10/25/2022	AFLAC	20221025AD	20L000 4810 0000 00 000456	Payroll accrual	9.70
71475	10/25/2022	AFLAC	20221025AD	10L000 4810 0000 00 000456	Payroll accrual	293.09
					Totals for 71475	454.11
71476	10/25/2022	COLONIAL LIFE &ACC I	20221025AD	10L000 4810 0000 00 000456	Dental Insurance	957.75
71476	10/25/2022	COLONIAL LIFE &ACC I	20221025AD	40L000 4810 0000 00 000456	Dental Insurance	3.71
					Totals for 71476	961.46
71477	10/25/2022	CONNECTICUT-CCSPC	20221025AD	20L000 4810 0000 00 000462	Payroll accrual	108.63
					Totals for 71477	108.63
71478	10/25/2022	ILL STATE DISB UNIT	20221025AD	10L000 4810 0000 00 000462	Payroll accrual	200.00
71478	10/25/2022	ILL STATE DISB UNIT	20221025AD	10L000 4810 0000 00 000462	Payroll accrual	651.00
					Totals for 71478	851.00
71479	10/25/2022	KIDS FOUNDATION	20221025AD	10L000 4810 0000 00 000464	Payroll accrual	61.00
					Totals for 71479	61.00
71480	10/25/2022	LABORERS' LOCAL 773	20221025AD	20L000 4810 0000 00 000459	Payroll accrual	492.00
71480	10/25/2022	LABORERS' LOCAL 773	20221025AD	10L000 4810 0000 00 000459	Payroll accrual	590.41
					Totals for 71480	1,082.41
71481	10/25/2022	LOCAL 773	20221025AD	10L000 4810 0000 00 000459	Payroll accrual	171.00
					Totals for 71481	171.00
71482	10/25/2022	MARION EDUCATION ASS	20221025AD	10L000 4810 0000 00 000459	Teacher dues	10,930.92
					Totals for 71482	10,930.92
71483	10/25/2022	MARION UNIT 2 FOUNDA	20221025AD	10L000 4810 0000 00 000461	Payroll accrual	87.00
					Totals for 71483	87.00
71484	10/25/2022	NIKKI TRAVELSTEAD201	20221025AD	10L000 4810 0000 00 000462	Payroll accrual	250.00
					Totals for 71484	250.00

CHECK NUMBER	CHECK DATE	VENDOR	INVOICE NUMBER	ACCOUNT NUMBER	INVOICE DESCRIPTION	AMOUNT
71485	10/25/2022	SIU CREDIT UNION	20221025AD	10L000 4810 0000 00 000459	Payroll accrual	950.00
					Totals for 71485	950.00
71486	10/25/2022	THE GUARDIAN-APPLETO	20221025AD	10L000 4810 0000 00 000456	Dental insurance	3,219.66
71486	10/25/2022	THE GUARDIAN-APPLETO	20221025AD	20L000 4810 0000 00 000456	Dental insurance	107.47
					Totals for 71486	3,327.13
71488	10/26/2022	CONSTELLATION NEW EN	6359507090	20E107 2542 4660 00 000000	Electric-Jefferson	2,925.12
					Totals for 71488	2,925.12
71489	10/26/2022	IASA	10262022	10E000 2210 6400 00 000000	Re-Enrollment for IASA and AASA 22-23	1,441.30
					Totals for 71489	1,441.30
71490	10/26/2022	KROGER - LOUISVILLE	003784	10E303 1103 4100 00 000000	Kiddie City Supplies	80.78
					Totals for 71490	80.78
71491	10/28/2022	NATIONAL LOUIS UNIVE	S. Gimmy-M	10E303 1103 3320 00 000000	The Latin Pedagogy Workshop will discuss educator effectiveness in response to the COVID-19 pandemic, Latin literacy, and novel trends in the education of Latin. Please send registration check to: Rickie Crown, 17 Woodley Road, Winnetka, IL 60093.	75.00
					Totals for 71491	75.00
71492	10/28/2022	PINCKNEYVILLE BAND P	Marion Mar	10E303 1103 4140 00 000000	Pinckneyville Mardi Gras Entry Fee	150.00
					Totals for 71492	150.00
71493	10/28/2022	STANLEY, JERRY	J. Stanley	10E000 2225 3320 00 000000	Advance requested - Technology Conference: Networking with other Technology Directors to gather information and do strategic planning for the future. Talk with current vendors and potential vendors regarding future district purchases and needs.	260.00
					Totals for 71493	260.00
					Totals for checks	41,429.24

F U N D S U M M A R Y

FUND	DESCRIPTION	BALANCE SHEET	REVENUE	EXPENSE	TOTAL
10	EDUCATIONAL FUND	18,513.15	0.00	6,331.46	24,844.61
20	OPERATIONS & MAINTENANCE FUND	717.80	0.00	2,925.12	3,642.92
40	TRANSPORTATION FUND	3.71	0.00	0.00	3.71
80	TORT IMMUNITY AND JUDGMENT FUN	0.00	0.00	12,938.00	12,938.00
*** Fund Summary Totals ***		19,234.66	0.00	22,194.58	41,429.24

********** End of report **********

CHECK NUMBER	CHECK DATE	VENDOR	ACCOUNT NUMBER	INVOICE DESCRIPTION	AMOUNT
202200121	10/25/2022	COMMON REMITTER	10L000 4810 0000 00 00045	Payroll accrual	3,973.00
202200121	10/25/2022	COMMON REMITTER	10L000 4810 0000 00 00045	Payroll accrual	147.54
				Totals for 202200121	4,120.54
202200122	10/25/2022	ILLINOIS DEPT OF REV	10L000 4810 0000 00 00045	Payroll accrual	42,230.19
202200122	10/25/2022	ILLINOIS DEPT OF REV	20L000 4810 0000 00 00045	Payroll accrual	2,505.49
202200122	10/25/2022	ILLINOIS DEPT OF REV	40L000 4810 0000 00 00045	Payroll accrual	38.62
202200122	10/25/2022	ILLINOIS DEPT OF REV	10L000 4810 0000 00 00045	Payroll accrual	313.00
202200122	10/25/2022	ILLINOIS DEPT OF REV	20L000 4810 0000 00 00045	Payroll accrual	1.00
				Totals for 202200122	45,088.30
202200123	10/25/2022	ILLINOIS MUNICIPAL	10L000 4810 0000 00 00045	Payroll accrual	637.13
202200123	10/25/2022	ILLINOIS MUNICIPAL	20L000 4810 0000 00 00045	Payroll accrual	650.86
202200123	10/25/2022	ILLINOIS MUNICIPAL	10L000 4710 0000 00 00000	Payroll accrual	5,804.62
202200123	10/25/2022	ILLINOIS MUNICIPAL	20L000 4710 0000 00 00000	Payroll accrual	2,421.24
202200123	10/25/2022	ILLINOIS MUNICIPAL	40L000 4710 0000 00 00000	Payroll accrual	39.27
202200123	10/25/2022	ILLINOIS MUNICIPAL	51L000 4710 0000 00 00000	Payroll accrual	22,995.81
				Totals for 202200123	32,548.93
202200124	10/25/2022	INTERNAL REVENUE SER	10L000 4810 0000 00 00045	Payroll accrual	9,385.95
202200124	10/25/2022	INTERNAL REVENUE SER	20L000 4810 0000 00 00045	Payroll accrual	3,470.50
202200124	10/25/2022	INTERNAL REVENUE SER	40L000 4810 0000 00 00045	Payroll accrual	50.81
202200124	10/25/2022	INTERNAL REVENUE SER	10L000 4810 0000 00 00045	Payroll accrual	77,717.09
202200124	10/25/2022	INTERNAL REVENUE SER	20L000 4810 0000 00 00045	Payroll accrual	3,239.76
202200124	10/25/2022	INTERNAL REVENUE SER	40L000 4810 0000 00 00045	Payroll accrual	77.21
202200124	10/25/2022	INTERNAL REVENUE SER	10L000 4810 0000 00 00045	Payroll accrual	13,052.38
202200124	10/25/2022	INTERNAL REVENUE SER	20L000 4810 0000 00 00045	Payroll accrual	811.65
202200124	10/25/2022	INTERNAL REVENUE SER	40L000 4810 0000 00 00045	Payroll accrual	11.88
202200124	10/25/2022	INTERNAL REVENUE SER	10L000 4810 0000 00 00045	Payroll accrual	3,684.09
202200124	10/25/2022	INTERNAL REVENUE SER	20L000 4810 0000 00 00045	Payroll accrual	25.00
202200124	10/25/2022	INTERNAL REVENUE SER	50L000 4710 0000 00 00000	Payroll accrual	12,907.26
202200124	10/25/2022	INTERNAL REVENUE SER	50L000 4710 0000 00 00000	Payroll accrual	13,875.91
				Totals for 202200124	138,309.49
202200125	10/25/2022	TEACHER HEALTH INS S	10L000 4810 0000 00 00045	Payroll accrual	410.08
202200125	10/25/2022	TEACHER HEALTH INS S	10L000 4710 0000 00 00000	Payroll accrual	12,699.59
202200125	10/25/2022	TEACHER HEALTH INS S	10L000 4710 0000 00 00000	Payroll accrual	305.34
				Totals for 202200125	13,415.01
202200126	10/25/2022	TEACHERS RET0058	10L000 4710 0000 00 00000	Payroll accrual	4,696.23
202200126	10/25/2022	TEACHERS RET0058	10L000 4710 0000 00 00000	Payroll accrual	264.28
				Totals for 202200126	4,960.51
202200127	10/25/2022	TEACHERS RETIREMENT	10L000 4810 0000 00 00045	Payroll accrual	250.00
202200127	10/25/2022	TEACHERS RETIREMENT	10L000 4810 0000 00 00045	Payroll accrual	4,100.69
202200127	10/25/2022	TEACHERS RETIREMENT	10L000 4710 0000 00 00000	Payroll accrual	72,798.77
				Totals for 202200127	77,149.46
202200128	10/25/2022	TEACHERS RETIREMT SY	10L000 4710 0000 00 00000	Payroll accrual	6,598.32
				Totals for 202200128	6,598.32
202200129	10/19/2022	AMERICAN EXPRESS	10E105 1101 4100 00 00000	American Express Charges	898.06
202200129	10/19/2022	AMERICAN EXPRESS	10E000 1400 4100 20 00000	American Express Charges	222.71
202200129	10/19/2022	AMERICAN EXPRESS	20E000 2542 3190 00 00000	American Express Charges	1,594.61
202200129	10/19/2022	AMERICAN EXPRESS	10E105 1101 3400 00 00000	American Express Charges	249.00
202200129	10/19/2022	AMERICAN EXPRESS	20E000 2542 3400 00 00000	American Express Charges	1,343.20
202200129	10/19/2022	AMERICAN EXPRESS	10E000 1103 4100 00 00000	American Express Charges	225.99
202200129	10/19/2022	AMERICAN EXPRESS	10E107 1101 5400 00 00000	American Express Charges	2,050.94
202200129	10/19/2022	AMERICAN EXPRESS	10E107 1101 4100 00 00000	American Express Charges	1,022.83
202200129	10/19/2022	AMERICAN EXPRESS	10E204 1102 4100 00 00000	American Express Charges	1,325.28
202200129	10/19/2022	AMERICAN EXPRESS	10E204 2223 4900 00 00000	American Express Charges	404.86
202200129	10/19/2022	AMERICAN EXPRESS	10E108 2223 4900 00 00000	American Express Charges	73.10
202200129	10/19/2022	AMERICAN EXPRESS	10E110 2223 4900 00 00000	American Express Charges	15.00
202200129	10/19/2022	AMERICAN EXPRESS	10E108 1101 4100 00 00000	American Express Charges	240.91

CHECK NUMBER	CHECK DATE	VENDOR	ACCOUNT NUMBER	INVOICE DESCRIPTION	AMOUNT
202200129	10/19/2022	AMERICAN EXPRESS	10E109 1101 4100 00 00000	American Express Charges	965.50
202200129	10/19/2022	AMERICAN EXPRESS	10E303 1103 4100 00 00000	American Express Charges	2,406.41
202200129	10/19/2022	AMERICAN EXPRESS	10E303 2222 4300 00 00000	American Express Charges	195.59
202200129	10/19/2022	AMERICAN EXPRESS	10E000 2510 3400 00 00000	American Express Charges	408.99
202200129	10/19/2022	AMERICAN EXPRESS	10E107 1101 3400 00 00000	American Express Charges	105.30
202200129	10/19/2022	AMERICAN EXPRESS	10E000 2510 3400 00 00000	American Express Charges	200.91
202200129	10/19/2022	AMERICAN EXPRESS	20E000 2543 3210 00 00000	American Express Charges	3,455.49
202200129	10/19/2022	AMERICAN EXPRESS	20E000 2542 4100 00 00000	American Express Charges	303.51
202200129	10/19/2022	AMERICAN EXPRESS	10E930 1250 4100 30 00000	American Express Charges	365.81
202200129	10/19/2022	AMERICAN EXPRESS	10E000 2510 4100 00 00000	American Express Charges	30.00
202200129	10/19/2022	AMERICAN EXPRESS	10E204 1102 4100 00 00000	American Express Charges	579.99
202200129	10/19/2022	AMERICAN EXPRESS	10E000 2510 4100 00 00000	American Express Charges	900.71
202200129	10/19/2022	AMERICAN EXPRESS	10E107 2410 6400 00 00000	American Express Charges	-349.00
202200129	10/19/2022	AMERICAN EXPRESS	10E110 1101 4100 00 00000	American Express Charges	1,058.79
				Totals for 202200129	20,294.49
202200130	10/31/2022	MASTERCARD	10E303 1103 6400 00 00000	Mastercard Charges	95.00
202200130	10/31/2022	MASTERCARD	10E303 1103 6400 00 00000	Mastercard Charges	385.00
202200130	10/31/2022	MASTERCARD	20E000 2542 3190 00 00000	Mastercard Charges	1,009.33
202200130	10/31/2022	MASTERCARD	10E110 2410 6400 00 00000	Mastercard Charges	391.00
202200130	10/31/2022	MASTERCARD	10E000 1500 4120 13 00000	Mastercard Charges	99.25
202200130	10/31/2022	MASTERCARD	10E000 1500 4120 01 00000	Mastercard Charges	371.22
202200130	10/31/2022	MASTERCARD	10E000 2510 4100 00 00000	Mastercard Charges	89.68
202200130	10/31/2022	MASTERCARD	10E110 2410 6400 00 00000	Mastercard Charges	319.00
202200130	10/31/2022	MASTERCARD	10E303 1103 4130 00 00000	Mastercard Charges	184.53
202200130	10/31/2022	MASTERCARD	10E204 1102 4100 00 00000	Mastercard Charges	406.62
202200130	10/31/2022	MASTERCARD	10E941 1251 4100 00 00000	Mastercard Charges	150.00
202200130	10/31/2022	MASTERCARD	10E204 1102 4100 00 00000	Mastercard Charges	753.69
202200130	10/31/2022	MASTERCARD	10E204 1102 4100 00 00000	Mastercard Charges	810.30
202200130	10/31/2022	MASTERCARD	10E303 1103 4100 00 00000	Mastercard Charges	505.63
202200130	10/31/2022	MASTERCARD	10E105 2410 6400 00 00000	Mastercard Charges	409.89
202200130	10/31/2022	MASTERCARD	10E000 2210 4100 00 00000	Mastercard Charges	271.22
202200130	10/31/2022	MASTERCARD	10E107 2410 6400 00 00000	Mastercard Charges	319.20
202200130	10/31/2022	MASTERCARD	10E108 2410 6400 00 00000	Mastercard Charges	319.20
202200130	10/31/2022	MASTERCARD	10E109 2410 6400 00 00000	Mastercard Charges	319.20
202200130	10/31/2022	MASTERCARD	10E110 2410 6400 00 00000	Mastercard Charges	319.20
202200130	10/31/2022	MASTERCARD	10E303 1103 4130 00 00000	Mastercard Charges	1,523.10
202200130	10/31/2022	MASTERCARD	10E303 1103 4130 00 00000	Mastercard Charges	69.75
202200130	10/31/2022	MASTERCARD	10E000 1500 3320 34 00000	Mastercard Charges	623.16
202200130	10/31/2022	MASTERCARD	10E204 1102 4100 00 00000	Mastercard Charges	369.99
202200130	10/31/2022	MASTERCARD	10E108 2410 6400 00 00000	Mastercard Charges	774.82
202200130	10/31/2022	MASTERCARD	10E110 1101 3320 00 00000	Mastercard Charges	350.00
202200130	10/31/2022	MASTERCARD	10E000 2510 4100 00 00000	Mastercard Charges	157.66
202200130	10/31/2022	MASTERCARD	10E303 1103 3320 00 00000	Mastercard Charges	50.00
202200130	10/31/2022	MASTERCARD	10E303 1103 4130 00 00000	Mastercard Charges	12.17
202200130	10/31/2022	MASTERCARD	10E000 1500 3320 02 00000	Mastercard Charges	650.52
202200130	10/31/2022	MASTERCARD	10E000 1500 3320 12 00000	Mastercard Charges	407.82
202200130	10/31/2022	MASTERCARD	20E000 2545 4100 00 00000	Mastercard Charges	46.74
202200130	10/31/2022	MASTERCARD	10E000 2225 4100 00 00000	Mastercard Charges	21.96
202200130	10/31/2022	MASTERCARD	20E000 2545 4100 00 00000	Mastercard Charges	30.19
202200130	10/31/2022	MASTERCARD	10E000 2225 3320 00 00000	Mastercard Charges	200.00
202200130	10/31/2022	MASTERCARD	20E000 2542 4100 00 00000	Mastercard Charges	968.35
202200130	10/31/2022	MASTERCARD	10E000 2520 6400 00 00000	Mastercard Charges	200.00
202200130	10/31/2022	MASTERCARD	10E000 2210 3320 00 00000	Mastercard Charges	71.92
202200130	10/31/2022	MASTERCARD	40E000 2552 4100 00 00000	Mastercard Charges	1,138.65
202200130	10/31/2022	MASTERCARD	20E000 2545 4100 00 00000	Mastercard Charges	1,912.64
202200130	10/31/2022	MASTERCARD	10E000 2545 4100 10 00000	Mastercard Charges	131.00

CHECK NUMBER	CHECK DATE	VENDOR	ACCOUNT NUMBER	INVOICE DESCRIPTION	AMOUNT
202200130	10/31/2022	MASTERCARD	20E000 2545 4100 00 00000	Mastercard Charges	342.00
202200130	10/31/2022	MASTERCARD	20E000 2542 3400 00 00000	Mastercard Charges	290.00
202200130	10/31/2022	MASTERCARD	20E000 2542 4100 00 00000	Mastercard Charges	184.70
				Totals for 202200130	18,055.30
				Totals for checks	360,540.35

F U N D S U M M A R Y

FUND	DESCRIPTION	BALANCE SHEET	REVENUE	EXPENSE	TOTAL
10	EDUCATIONAL FUND	259,068.29	0.00	25,730.38	284,798.67
20	OPERATIONS & MAINTENANCE FUND	13,125.50	0.00	11,480.76	24,606.26
40	TRANSPORTATION FUND	217.79	0.00	1,138.65	1,356.44
50	SOCIAL SECURITY/MEDICARE	26,783.17	0.00	0.00	26,783.17
51	ILLINOIS MUNICIPAL RETIREMENT	22,995.81	0.00	0.00	22,995.81
*** Fund Summary Totals ***		322,190.56	0.00	38,349.79	360,540.35

********** End of report **********

CHECK NUMBER	CHECK DATE	VENDOR	ACCOUNT NUMBER	INVOICE DESCRIPTION	AMOUNT
222300058	10/20/2022	ADAMS ATHLETIC IMPRE	10E000 1501 3190 00 00000	SEPTEMBER IMPREST REIMBURSEMENT	590.00
222300058	10/20/2022	ADAMS ATHLETIC IMPRE	10E000 1501 6400 00 00000	SEPTEMBER IMPREST REIMBURSEMENT	484.94
				Totals for 222300058	1,074.94
222300059	10/25/2022	MARION CUSD #2 HEALT	10L000 4810 0000 00 00045	Payroll accrual	5,576.75
222300059	10/25/2022	MARION CUSD #2 HEALT	20L000 4810 0000 00 00045	Payroll accrual	223.07
222300059	10/25/2022	MARION CUSD #2 HEALT	10L000 4810 0000 00 00045	Payroll accrual	2,864.16
222300059	10/25/2022	MARION CUSD #2 HEALT	20L000 4810 0000 00 00045	Payroll accrual	1,060.80
222300059	10/25/2022	MARION CUSD #2 HEALT	40L000 4810 0000 00 00045	Payroll accrual	53.04
222300059	10/25/2022	MARION CUSD #2 HEALT	10L000 4810 0000 00 00045	Payroll accrual	521.73
222300059	10/25/2022	MARION CUSD #2 HEALT	10L000 4810 0000 00 00045	Payroll accrual	22,460.14
222300059	10/25/2022	MARION CUSD #2 HEALT	20L000 4810 0000 00 00045	Payroll accrual	949.02
222300059	10/25/2022	MARION CUSD #2 HEALT	10L000 4810 0000 00 00045	Payroll accrual	9,112.61
222300059	10/25/2022	MARION CUSD #2 HEALT	20L000 4810 0000 00 00045	Payroll accrual	1,085.31
222300059	10/25/2022	MARION CUSD #2 HEALT	10L000 4810 0000 00 00045	Payroll accrual	1,007.06
222300059	10/25/2022	MARION CUSD #2 HEALT	10L000 4810 0000 00 00045	Payroll accrual	761.74
222300059	10/25/2022	MARION CUSD #2 HEALT	10L000 4710 0000 00 00000	Payroll accrual	16,731.00
222300059	10/25/2022	MARION CUSD #2 HEALT	20L000 4710 0000 00 00000	Payroll accrual	669.24
222300059	10/25/2022	MARION CUSD #2 HEALT	10L000 4710 0000 00 00000	Payroll accrual	8,592.80
222300059	10/25/2022	MARION CUSD #2 HEALT	20L000 4710 0000 00 00000	Payroll accrual	3,182.52
222300059	10/25/2022	MARION CUSD #2 HEALT	40L000 4710 0000 00 00000	Payroll accrual	159.13
222300059	10/25/2022	MARION CUSD #2 HEALT	10L000 4710 0000 00 00000	Payroll accrual	3,396.51
222300059	10/25/2022	MARION CUSD #2 HEALT	10L000 4710 0000 00 00000	Payroll accrual	67,381.13
222300059	10/25/2022	MARION CUSD #2 HEALT	20L000 4710 0000 00 00000	Payroll accrual	2,847.09
222300059	10/25/2022	MARION CUSD #2 HEALT	10L000 4710 0000 00 00000	Payroll accrual	27,699.59
222300059	10/25/2022	MARION CUSD #2 HEALT	20L000 4710 0000 00 00000	Payroll accrual	3,255.93
222300059	10/25/2022	MARION CUSD #2 HEALT	10L000 4710 0000 00 00000	Payroll accrual	3,021.32
222300059	10/25/2022	MARION CUSD #2 HEALT	10L000 4710 0000 00 00000	Payroll accrual	2,285.17
				Totals for 222300059	184,896.86
				Totals for checks	185,971.80

F U N D S U M M A R Y

FUND	DESCRIPTION	BALANCE SHEET	REVENUE	EXPENSE	TOTAL
10	EDUCATIONAL FUND	171,411.71	0.00	1,074.94	172,486.65
20	OPERATIONS & MAINTENANCE FUND	13,272.98	0.00	0.00	13,272.98
40	TRANSPORTATION FUND	212.17	0.00	0.00	212.17
*** Fund Summary Totals ***		184,896.86	0.00	1,074.94	185,971.80

********** End of report **********

CHECK NUMBER	CHECK DATE	VENDOR	INVOICE NUMBER	ACCOUNT NUMBER	INVOICE DESCRIPTION	AMOUNT
71494	11/04/2022	BELLEVILLE DANCE TEA	MHS DANCE	10E000 1500 6400 14 000000	Payment for IDTA pom competition Invoice Attached Please return checks to Laura Sanders at MHS by 11-18-22	150.00
					Totals for 71494	150.00
71495	11/04/2022	CONSTELLATION NEW EN	3586779	20E000 2542 4650 00 000011	Gas-District	1.77
71495	11/04/2022	CONSTELLATION NEW EN	3586779	20E107 2542 4650 00 000000	Gas-District	104.63
71495	11/04/2022	CONSTELLATION NEW EN	3586779	20E109 2542 4650 00 000000	Gas-District	5.34
71495	11/04/2022	CONSTELLATION NEW EN	3586779	20E204 2542 4650 00 000000	Gas-District	644.14
71495	11/04/2022	CONSTELLATION NEW EN	3586779	20E303 2542 4650 00 000000	Gas-District	44.75
					Totals for 71495	800.63
71496	11/04/2022	EDWARDSVILLE DANCE T	MHS Dance	10E000 1500 6400 14 000000	IDTA Entry Fee for pom competition **See attachment Please return to Laura Sanders at MHS by 11-18-22	150.00
					Totals for 71496	150.00
71497	11/04/2022	HIGHLAND DANCE TEAM	MHS Dance	10E000 1500 6400 14 000000	IDTA Entry Fee for pom competition **See attachment Please return to Laura Sanders at MHS by 11-18-22	150.00
					Totals for 71497	150.00
71498	11/04/2022	IHSA	Marion Hig	10R000 1711 0000 00 000004	Gate from Regional Volleyball Championship Game hosted by JALC, October 27, 2022	1,340.00
					Totals for 71498	1,340.00
71499	11/04/2022	LAKE OF EGYPT WATER	11/15 Due	20E105 2542 3700 00 000000	Adams Water	2,528.00
					Totals for 71499	2,528.00
71500	11/04/2022	ROE #21	879	10E303 1103 3190 00 000002	Echo/StarQuest Tuition	10,920.00
71500	11/04/2022	ROE #21	879	10E303 1103 3190 00 000002	Echo/StarQuest Tuition	3,185.00
71500	11/04/2022	ROE #21	879	10E303 1103 3190 00 000002	Echo/StarQuest Tuition	665.00
					Totals for 71500	14,770.00
71501	11/10/2022	AFLAC	20221110AD	10L000 4810 0000 00 000456	Payroll accrual	151.32
71501	11/10/2022	AFLAC	20221110AD	20L000 4810 0000 00 000456	Payroll accrual	9.70
71501	11/10/2022	AFLAC	20221110AD	10L000 4810 0000 00 000456	Payroll accrual	293.09
					Totals for 71501	454.11
71502	11/10/2022	COLONIAL LIFE &ACC I	20221110AD	10L000 4810 0000 00 000456	Dental Insurance	957.75
71502	11/10/2022	COLONIAL LIFE &ACC I	20221110AD	40L000 4810 0000 00 000456	Dental Insurance	3.71
					Totals for 71502	961.46
71503	11/10/2022	CONNECTICUT-CCSPC	20221110AD	20L000 4810 0000 00 000462	Payroll accrual	108.63
					Totals for 71503	108.63
71504	11/10/2022	ILL STATE DISB UNIT	20221110AD	10L000 4810 0000 00 000462	Payroll accrual	200.00
71504	11/10/2022	ILL STATE DISB UNIT	20221110AD	10L000 4810 0000 00 000462	Payroll accrual	651.00
					Totals for 71504	851.00
71505	11/10/2022	KIDS FOUNDATION	20221110AD	10L000 4810 0000 00 000464	Payroll accrual	61.00
					Totals for 71505	61.00
71506	11/10/2022	LABORERS' LOCAL 773	20221110AD	20L000 4810 0000 00 000459	Payroll accrual	492.00
71506	11/10/2022	LABORERS' LOCAL 773	20221110AD	10L000 4810 0000 00 000459	Payroll accrual	590.41
					Totals for 71506	1,082.41
71507	11/10/2022	LOCAL 773	20221110AD	10L000 4810 0000 00 000459	Payroll accrual	171.00
					Totals for 71507	171.00
71508	11/10/2022	MARION EDUCATION ASS	20221110AD	10L000 4810 0000 00 000459	Teacher dues	10,930.92
					Totals for 71508	10,930.92
71509	11/10/2022	MARION UNIT 2 FOUNDA	20221110AD	10L000 4810 0000 00 000461	Payroll accrual	87.00
					Totals for 71509	87.00
71510	11/10/2022	NIKKI TRAVELSTEAD201	20221110AD	10L000 4810 0000 00 000462	Payroll accrual	250.00
					Totals for 71510	250.00

CHECK NUMBER	CHECK DATE	VENDOR	INVOICE NUMBER	ACCOUNT NUMBER	INVOICE DESCRIPTION	AMOUNT
71511	11/10/2022	SIU CREDIT UNION	20221110AD	10L000 4810 0000 00 000459	Payroll accrual	950.00
					Totals for 71511	950.00
71512	11/10/2022	THE GUARDIAN-APPLETO	20221110AD	10L000 4810 0000 00 000456	Dental insurance	3,197.01
71512	11/10/2022	THE GUARDIAN-APPLETO	20221110AD	20L000 4810 0000 00 000456	Dental insurance	107.47
					Totals for 71512	3,304.48
71513	11/15/2022	A & W PLUMBING AND H	Applicatio	90E000 2535 5230 00 020018	HVAC, Roof & Door Replacement-Lincoln	113,717.42
					Totals for 71513	113,717.42
71514	11/15/2022	ACE HARDWARE	062991/3	20E000 2542 4100 00 000000	MAINT SUPPLIES	25.19
					Totals for 71514	25.19
71515	11/15/2022	AIRGAS USA, LLC	9991715655	10E000 1400 3190 20 000000	CYLINDER RENTAL	659.61
					Totals for 71515	659.61
71516	11/15/2022	APPLIANCE WIZARD	35685	10E000 2560 4100 84 000000	PARTS	85.00
					Totals for 71516	85.00
71517	11/15/2022	ARAMARK	10312022 S	20E110 2542 3220 00 000000	Rugs/Mops/	1,855.72
71517	11/15/2022	ARAMARK	10312022 S	10E110 2560 3190 84 000000	Rugs/Mops/	751.52
71517	11/15/2022	ARAMARK	10312022 S	20E303 2542 3220 00 000000	Rugs/Mops/	2,286.64
71517	11/15/2022	ARAMARK	10312022 S	20E108 2542 3220 00 000000	Rugs/Mops/	1,772.14
71517	11/15/2022	ARAMARK	10312022 S	20E204 2542 3220 00 000000	Rugs/Mops/	1,828.86
71517	11/15/2022	ARAMARK	10312022 S	20E107 2542 3220 00 000000	Rugs/Mops/	1,031.72
71517	11/15/2022	ARAMARK	10312022 S	10E109 2560 3190 84 000000	Rugs/Mops/	408.71
71517	11/15/2022	ARAMARK	10312022 S	20E109 2542 3220 00 000000	Rugs/Mops/	1,482.60
71517	11/15/2022	ARAMARK	10312022 S	20E000 2542 3220 00 000000	Rugs/Mops/	290.68
					Totals for 71517	11,708.59
71518	11/15/2022	ATWOOD EXCAVATING LL	5153	20E000 2543 3190 00 000000	DEMO-JEFFERSON PLAYGROUND	1,650.00
					Totals for 71518	1,650.00
71519	11/15/2022	BANNER SOLUTIONS	11/06/2022	20E000 2542 4100 00 000000	Maintenance Supplies	394.66
					Totals for 71519	394.66
71520	11/15/2022	BAYSINGER ARCHITECTS	20018-12	90E108 2533 5230 00 000000	HVAC Replacement-Lincoln Elementary	1,398.46
71520	11/15/2022	BAYSINGER ARCHITECTS	22013-6	60E000 2533 5230 03 022013	MJHS Miscellaneous Reno-Phase 1	2,955.89
71520	11/15/2022	BAYSINGER ARCHITECTS	21095-6	60E303 2533 5230 00 021095	Misc. Accessibility Reno-Phase 5 MHS	67.81
71520	11/15/2022	BAYSINGER ARCHITECTS	22003-3	20E965 2533 5230 30 000000	Roof Replacement-Jefferson	3,103.24
71520	11/15/2022	BAYSINGER ARCHITECTS	21083-9	20E960 2533 5230 30 000000	HVAC Reno-Jefferson	1,183.08
					Totals for 71520	8,708.48
71521	11/15/2022	BEST ONE TIRE & SERV	09292022	20E000 2545 3230 00 000000	DISPOSAL OF TIRES	35.00
					Totals for 71521	35.00
71522	11/15/2022	BIMBO BAKERIES USA	Multiple P	10E000 2560 4100 84 429900	food Payment Dates 10/08 10/15 10/22 10/29	7,217.00
					Totals for 71522	7,217.00
71523	11/15/2022	BOB STOTLAR BUILDING	10/25/22 S	20E000 2542 4100 00 000000	MAINT SUPPLIES	389.86
					Totals for 71523	389.86
71524	11/15/2022	BRANDADVANTAGE	83022Mario	10E960 1250 4100 30 000000	CHROME BOOK CASES FOR THE 2022-2023 SCHOOL YEAR	10,237.50
					Totals for 71524	10,237.50
71525	11/15/2022	BRUCE ELECTRIC CO	3513	20E000 2542 3190 00 000000	LIFT	210.00
					Totals for 71525	210.00
71526	11/15/2022	BRUCE UNTERBRINK CON	Applicatio	20E960 2535 5230 30 000000	HVAC Replacement Jefferson Elementary	124,048.55
					Totals for 71526	124,048.55
71527	11/15/2022	BSN SPORTS INC	918765947	10E105 1501 4100 49 000000	ADAMS GIRLS BASKETBALL EQUIPMENT QUOTE	397.20
71527	11/15/2022	BSN SPORTS INC	918765947	10E105 1501 4100 49 000000	ADAMS GIRLS BASKETBALL EQUIPMENT QUOTE	125.00

CHECK NUMBER	CHECK DATE	VENDOR	INVOICE NUMBER	ACCOUNT NUMBER	INVOICE DESCRIPTION	AMOUNT
71527	11/15/2022	BSN SPORTS INC	918765947	10E105 1501 4100 49 000000	ADAMS GIRLS BASKETBALL EQUIPMENT QUOTE	40.00
71527	11/15/2022	BSN SPORTS INC	918765947	10E105 1501 4100 49 000000	ADAMS GIRLS BASKETBALL EQUIPMENT QUOTE	25.00
					Totals for 71527	587.20
71528	11/15/2022	BYASSEE KEYBOARD CO	124004643	10E303 1103 4130 00 000000	Running sound for Fall Concert	750.00
					Totals for 71528	750.00
71529	11/15/2022	CENGAGE LEARNING	78289252	10E303 1103 4200 00 000000	Replacement texts for non-returned Calculus books	907.50
					Totals for 71529	907.50
71530	11/15/2022	CITY OF MARION	08/09/2022	10E000 4190 3190 00 000004	SRO/SSO August/September 2022	51,299.44
					Totals for 71530	51,299.44
71531	11/15/2022	CONCORD THEATRICALS	10717381	10E303 1103 4130 00 000002	Materials for Musical	209.10
					Totals for 71531	209.10
71532	11/15/2022	CRESCENT PARTS & EQU	11/01/2022	20E000 2542 4100 00 000000	MAINT SUPPLIES	1,499.54
					Totals for 71532	1,499.54
71533	11/15/2022	EFFINGHAM HIGH SCHOO	2208	10E303 1103 4140 00 000000	Effingham Competiton Fee	300.00
					Totals for 71533	300.00
71534	11/15/2022	ENTERPRISE RENT A CA	31225700	10E000 1500 3320 35 000000	GIRLS TENNIS CAR RENTAL FOR STATE 10-22 - 10-24	158.40
					Totals for 71534	158.40
71535	11/15/2022	ENVIRO-TECH TERMITE	513165-513	20E204 2542 3210 00 000000	Pest Control	600.00
71535	11/15/2022	ENVIRO-TECH TERMITE	513165-513	20E110 2542 3210 00 000000	Pest Control	600.00
					Totals for 71535	1,200.00
71536	11/15/2022	FB MCAFOOS & CO	SX05235	20E000 2543 3190 00 000000	Repair-Lawn Mower Supplies	976.82
71536	11/15/2022	FB MCAFOOS & CO	SX05235	20E000 2543 4100 00 000000	Repair-Lawn Mower Supplies	13.12
					Totals for 71536	989.94
71537	11/15/2022	FOLLETT SOFTWARE CO	1491791	10E109 2223 4900 00 000000	3000 book barcodes for Longfellow Media Center to be used for cataloging books.	312.78
					Totals for 71537	312.78
71538	11/15/2022	FORENSICS SOURCE	I010-44896	10E303 1103 4100 00 000000	Science Supplies-H. Dunderdale	182.93
					Totals for 71538	182.93
71539	11/15/2022	FOWLER HEATING & COO	112724	20E000 2542 3190 00 000000	LONGFELLOW REPAIRS	292.50
71539	11/15/2022	FOWLER HEATING & COO	114083	20E000 2542 3190 00 000000	MHS-repair	141.74
					Totals for 71539	434.24
71540	11/15/2022	GOV CONNECTION	73432090	10E105 1101 5400 00 000000	New Color Printer for Adams Library	549.00
					Totals for 71540	549.00
71541	11/15/2022	GRAPHICS GALORE	A68569	10E303 1103 4100 00 000000	MARION HIGH SCHOOL-GRAPHICS GALORE- SCHOLAR BOWL TROPHIES	85.25
					Totals for 71541	85.25
71542	11/15/2022	GRIMES, JARRET	6441563	10E105 1101 3190 00 000000	Adams-Pond Cleaning	162.50
71542	11/15/2022	GRIMES, JARRET	6441563	10E105 1101 4100 00 000000	Adams-Pond Cleaning	262.99
					Totals for 71542	425.49
71543	11/15/2022	HALE'S AUTOMOTIVE	69953	20E000 2545 3230 00 000000	Vehicle repair	1,059.40
71543	11/15/2022	HALE'S AUTOMOTIVE	70317	20E000 2545 3230 00 000000	OIL CHANGE	69.98
					Totals for 71543	1,129.38
71544	11/15/2022	HALLS SERVICE LLC A/	Multiple i	10E204 2560 3230 84 000000	repair Invoices: 26024 25823 25827 25813 25809 25911	1,609.05
71544	11/15/2022	HALLS SERVICE LLC A/	Multiple i	10E204 2560 3230 84 000000	repair Invoices: 26024 25823 25827 25813 25809 25911	3,560.60
71544	11/15/2022	HALLS SERVICE LLC A/	Multiple i	10E204 2560 3230 84 000000	repair Invoices: 26024 25823 25827 25813 25809 25911	565.36

CHECK NUMBER	CHECK DATE	VENDOR	INVOICE NUMBER	ACCOUNT NUMBER	INVOICE DESCRIPTION	AMOUNT
71544	11/15/2022	HALLS SERVICE LLC A/	Multiple i	10E204 2560 3230 84 000000	repair Invoices: 26024 25823 25827 25813 25809 25911	190.00
71544	11/15/2022	HALLS SERVICE LLC A/	Multiple i	10E303 2560 3230 84 000000	repair Invoices: 26024 25823 25827 25813 25809 25911	1,360.44
71544	11/15/2022	HALLS SERVICE LLC A/	Multiple i	10E303 2560 3230 84 000000	repair Invoices: 26024 25823 25827 25813 25809 25911	420.56
71544	11/15/2022	HALLS SERVICE LLC A/	26198	10E105 2560 3230 84 000000	repair	190.00
					Totals for 71544	7,896.01
71545	11/15/2022	HILL PRINTING	43571	10E303 2410 4100 00 000000	5000 enveloopes	355.50
					Totals for 71545	355.50
71546	11/15/2022	HODGES LOIZZI EISENH	56894	80E000 2365 3180 00 000000	Legal Services	172.25
					Totals for 71546	172.25
71547	11/15/2022	HOME DEPOT CREDIT SE	10/21/2022	10E000 1446 4100 00 000003	drywall, insulation, lighting, siding	2,213.77
					Totals for 71547	2,213.77
71548	11/15/2022	HSG MECHANICAL CONTR	48969	20E000 2542 3190 00 000000	Washington Repair	345.00
					Totals for 71548	345.00
71549	11/15/2022	ILMEA STATE OFFICE	98438	10E303 1103 3320 00 000000	Audition Fees for ILMEA for Band & Choir	80.00
71549	11/15/2022	ILMEA STATE OFFICE	46823	10E303 1103 3320 00 000000	ILMEA Festival Invoice for Band and Choir	150.00
					Totals for 71549	230.00
71550	11/15/2022	INTEGRATED SYSTEMS C	0727930	10E000 2520 3190 00 000002	SUBSCRIPTION	8,339.76
					Totals for 71550	8,339.76
71551	11/15/2022	INTERIOR SUPPLY COMP	22948	20E000 2542 4100 00 000000	MAINT SUPPLIES	239.64
					Totals for 71551	239.64
71552	11/15/2022	JOHNSON CONTROLS	89253625	20E000 2542 3190 00 000000	Repair/Inspection-MJHS	2,740.81
					Totals for 71552	2,740.81
71553	11/15/2022	JW PEPPER & SONS, IN	364711397	10E303 1103 4140 00 000000	Concert Band Pieces	142.99
71553	11/15/2022	JW PEPPER & SONS, IN	364715417	10E204 1102 4130 00 000000	jazz choir music	87.98
71553	11/15/2022	JW PEPPER & SONS, IN	364661215	10E204 1102 4130 00 000000	Winter Concert music	360.45
71553	11/15/2022	JW PEPPER & SONS, IN	Multiple	10E303 1103 4130 00 000000	Music for 2022-2023 Invoices: 364404201 364403556 364473708 364536771 364489746 364240492 364240491	220.19
					Totals for 71553	811.61
71554	11/15/2022	KOHL WHOLESALE	09/30/2022	10E110 2560 4100 84 000000	food	4,910.94
71554	11/15/2022	KOHL WHOLESALE	09/30/2022	10E204 2560 4100 84 000000	food	10,164.62
71554	11/15/2022	KOHL WHOLESALE	09/30/2022	10E303 2560 4100 84 000000	food	5,922.51
71554	11/15/2022	KOHL WHOLESALE	09/30/2022	10E109 2560 4100 84 000000	food	2,187.00
71554	11/15/2022	KOHL WHOLESALE	09/30/2022	10E108 2560 4100 84 000000	food	5,552.27
71554	11/15/2022	KOHL WHOLESALE	09/30/2022	10E107 2560 4100 84 000000	food	3,314.65
71554	11/15/2022	KOHL WHOLESALE	09/30/2022	10E105 2560 4100 84 000000	food	4,149.49
71554	11/15/2022	KOHL WHOLESALE	10/31/2022	10E105 2560 4100 84 000000	food	3,131.30
71554	11/15/2022	KOHL WHOLESALE	10/31/2022	10E107 2560 4100 84 000000	food	3,282.22
71554	11/15/2022	KOHL WHOLESALE	10/31/2022	10E108 2560 4100 84 000000	food	9,565.95
71554	11/15/2022	KOHL WHOLESALE	10/31/2022	10E107 2560 4100 84 000000	food	762.11
71554	11/15/2022	KOHL WHOLESALE	10/31/2022	10E303 2560 4100 84 000000	food	2,385.61
71554	11/15/2022	KOHL WHOLESALE	10/31/2022	10E204 2560 4100 84 000000	food	7,625.95
71554	11/15/2022	KOHL WHOLESALE	10/31/2022	10E110 2560 4100 84 000000	food	7,090.47
					Totals for 71554	70,045.09
71555	11/15/2022	LAB-AIDS	00153773	10E303 1103 4100 00 000000	MHS Science Supplies	1,170.18
					Totals for 71555	1,170.18
71556	11/15/2022	LEES SPORTS	106721	10E000 1500 4100 01 000000	FOOTBALL - RECONDITIONING OF HELMETS INVOICE 106721	6,139.20
71556	11/15/2022	LEES SPORTS	106721	10E000 1500 4100 01 000000	FOOTBALL - RECONDITIONING OF	781.00

CHECK NUMBER	CHECK DATE	VENDOR	INVOICE NUMBER	ACCOUNT NUMBER	INVOICE DESCRIPTION	AMOUNT
					HELMETS INVOICE 106721	
					Totals for 71556	6,920.20
71557	11/15/2022	LIGHTSPEED TECHNOLOG	145429	10E105 1101 4100 00 000000	5 -RCA-F REDCAT ACCESS WITH FLEXMIKE	3,671.00
					Totals for 71557	3,671.00
71558	11/15/2022	LINCOLN PRAIRIE BHC	2021-17443	10E303 1103 3190 00 000002	Tuition	300.00
					Totals for 71558	300.00
71559	11/15/2022	MARCHING SHOW CONCEP	3151	10E303 1103 4140 00 000000	Marching Band show	1,025.00
					Totals for 71559	1,025.00
71560	11/15/2022	MARENEM INC.	11960	10E930 1250 4100 30 000000	Secret Stories Phonics Kit	1,533.95
					Totals for 71560	1,533.95
71561	11/15/2022	MARION TRANSFER STAT	3220-10000	20E000 2543 3210 00 000000	TRASH DUMP	148.74
					Totals for 71561	148.74
71562	11/15/2022	MAXEY, CHAD	637747	10E000 1446 4100 00 000003	Drywall finishing	4,700.00
					Totals for 71562	4,700.00
71563	11/15/2022	MHS ACTIVITY ACCOUNT	122647	10E303 1103 3190 00 000000	MHS- HEALTH STREET DRUG TESTING	1,425.00
					Totals for 71563	1,425.00
71564	11/15/2022	MHS FFA	11/012022	10E303 1103 6400 00 000000	FFA Ag Fair	552.98
					Totals for 71564	552.98
71565	11/15/2022	MIDAMERICA BOOKS	558528	10E105 2222 4300 00 000000	303 hard bound nonfiction and fiction library books to be dispersed between the 5 elementary libraries.	455.59
71565	11/15/2022	MIDAMERICA BOOKS	558528	10E107 2222 4300 00 000000	303 hard bound nonfiction and fiction library books to be dispersed between the 5 elementary libraries.	104.30
71565	11/15/2022	MIDAMERICA BOOKS	558528	10E108 2222 4300 00 000000	303 hard bound nonfiction and fiction library books to be dispersed between the 5 elementary libraries.	252.49
71565	11/15/2022	MIDAMERICA BOOKS	558528	10E109 2222 4300 00 000000	303 hard bound nonfiction and fiction library books to be dispersed between the 5 elementary libraries.	334.83
71565	11/15/2022	MIDAMERICA BOOKS	558528	10E110 2222 4300 00 000000	303 hard bound nonfiction and fiction library books to be dispersed between the 5 elementary libraries.	483.02
					Totals for 71565	1,630.23
71566	11/15/2022	MILLER, TRACY, BRAUN	102351	80E000 2365 3180 00 000000	Legal Services	2,479.40
					Totals for 71566	2,479.40
71567	11/15/2022	MURRAY STATE UNIVERS	Marion Hig	10E303 1103 3320 00 000000	Quad State Registration	245.00
					Totals for 71567	245.00
71568	11/15/2022	NAPA AUTO PARTS	636340-636	20E000 2545 4100 00 000000	Vehicle Supplies	231.35
					Totals for 71568	231.35
71569	11/15/2022	NATIONAL ELEVATOR IN	22028258	20E000 2542 3190 00 000000	Elevator Inspection	238.25
					Totals for 71569	238.25
71570	11/15/2022	PLD BUILDING COMPANY	355	10E000 1446 4100 00 000003	dirt for trades house	300.00
					Totals for 71570	300.00
71571	11/15/2022	PLUMBMASTER	520-031264	20E000 2542 4100 00 000000	Maintenance Supplies	1,507.52
					Totals for 71571	1,507.52
71572	11/15/2022	PRAIRIE FARMS DAIRY	09/30/2022	10E000 2560 4100 84 429900	food	16,675.04
71572	11/15/2022	PRAIRIE FARMS DAIRY	10/31/2022	10E000 2560 4100 84 429900	food	16,432.52
					Totals for 71572	33,107.56

CHECK NUMBER	CHECK DATE	VENDOR	INVOICE NUMBER	ACCOUNT NUMBER	INVOICE DESCRIPTION	AMOUNT
71573	11/15/2022	RANDY JONES GLASS &	3548	20E000 2543 3190 00 000000	JEFFERSON PLAYGROUND	460.00
					Totals for 71573	460.00
71574	11/15/2022	RESERVE ACCOUNT	10/31/22 S	10E000 2510 3400 00 000000	Postage-Unit Office	1,000.00
					Totals for 71574	1,000.00
71575	11/15/2022	ROE #21	774	10E204 2410 3320 00 000000	Stephanie Oldham/Sarah Stowers AA#3835 05/25/2022	240.00
					Totals for 71575	240.00
71576	11/15/2022	ROSS CONSTRUCTION, I	Applicatio	60E204 2535 5230 00 022013	MJHS Miscellaneous Renovations Phase 1	48,001.20
					Totals for 71576	48,001.20
71577	11/15/2022	ROY WALKER COMMUNICA	146989	10E303 1103 4100 00 000000	Additional radios for MHS	2,380.00
					Totals for 71577	2,380.00
71578	11/15/2022	RURAL KING	10312022	20E000 2542 4100 00 000000	MAINT SUPPLIES	475.05
					Totals for 71578	475.05
71579	11/15/2022	SCHOLASTIC MAGAZINES	M7266481	10E303 2222 4300 00 000000	Scholastic magazines	862.62
					Totals for 71579	862.62
71580	11/15/2022	SCHOOL NURSE SUPPLY,	0914904-IN	10E105 2134 4100 00 000000	Nurse supplies for Adams School	264.20
71580	11/15/2022	SCHOOL NURSE SUPPLY,	0909399-IN	10E204 2134 4100 00 000000	BEGINNING OF THE YEAR SCHOOL NURSE NEEDS PER REQUEST (MEYER)	498.04
					Totals for 71580	762.24
71581	11/15/2022	SCHOOL TECH SUPPLY	0007187	10E000 2225 5400 00 000000	Promethean Boards - Foundation Grant	700.00
					Totals for 71581	700.00
71582	11/15/2022	SECURITY ALARM CORP	11/03/2022	20E000 2542 3190 00 000000	INSTALLATION	1,231.86
					Totals for 71582	1,231.86
71583	11/15/2022	SEWARD MASONRY INC	Applicatio	20E965 2535 5230 30 000000	Lincoln Elementary School Window Replacement and Masonry Restoration	52,091.05
					Totals for 71583	52,091.05
71584	11/15/2022	SHAWNEE LED	850	20E000 2542 3190 00 000000	GENERAL ATHLETICS - VIDEOBOARD PAINT AND VINYL INVOICE 850	5,970.00
71584	11/15/2022	SHAWNEE LED	850	20E000 2542 3190 00 000000	GENERAL ATHLETICS - VIDEOBOARD PAINT AND VINYL INVOICE 850	1,885.71
					Totals for 71584	7,855.71
71585	11/15/2022	SHIVELBINES MUSIC ST	369491	10E105 1101 4140 00 000000	BAND REEDS	37.19
71585	11/15/2022	SHIVELBINES MUSIC ST	368692-369	10E204 1102 4140 00 000000	Repairs	144.00
71585	11/15/2022	SHIVELBINES MUSIC ST	369416	10E204 1102 4140 00 000000	Tenor Sax Repair	54.00
71585	11/15/2022	SHIVELBINES MUSIC ST	368693	10E204 1102 4140 00 000000	repairs	120.00
					Totals for 71585	355.19
71586	11/15/2022	SIU-C	Marion Hig	10E303 1103 3320 00 000000	Choir Festival at SIUC	90.00
					Totals for 71586	90.00
71587	11/15/2022	SOUTHERN ILLINOIS RE	71506/7136	10E000 1446 4100 00 000003	concrete for driveway	3,063.00
					Totals for 71587	3,063.00
71588	11/15/2022	SOUTHERN IL ASSOCAT	Simone Nea	10E303 1103 3320 00 000000	SOUTHERN ILLINOIS ASSOCIATION OF TEACHERS OF ENGLISH IS A LOCAL CONFERENCE OFFERING A VARIETY OF PD, SPECIFICALLY FOR ENGLISH TEACHERS. IN PAST YEARS I HAVE PRESENTED, BUT AT THIS POINT, I AM GOING TO GATHER NEW MATERIAL TO IMPLEMENT IN MY OWN	60.00

CHECK NUMBER	CHECK DATE	VENDOR	INVOICE NUMBER	ACCOUNT NUMBER	INVOICE DESCRIPTION	AMOUNT
					CLASSROOM, AND SHARE WITH MY PEERS.	
					Totals for 71588	60.00
71589	11/15/2022	SPILLERTOWN SEAMLESS	MHS Buildi	10E000 1446 4100 00 000003	gutters for trades house	862.50
					Totals for 71589	862.50
71590	11/15/2022	SPIRAL BINDING LLC	SI2614378	10E110 1101 4100 00 000000	Dry-Lam CL-27DX 27" Element Deluxe Laminator	2,354.94
					Totals for 71590	2,354.94
71591	11/15/2022	STILLWATER MULCH INC	22-1082	20E000 2543 4100 00 000000	MULCH- JEFFERSON	4,951.00
					Totals for 71591	4,951.00
71592	11/15/2022	SUPPLY SOLUTIONS	09302022	10E000 2560 4100 84 000000	KITCHEN SUPPLIES	2,645.41
71592	11/15/2022	SUPPLY SOLUTIONS	Multiple I	20E000 2542 5400 00 000000	SCRUBBER-196556 Invoice-195471 Statement 10/31/2022	8,795.28
71592	11/15/2022	SUPPLY SOLUTIONS	Multiple I	10E000 2560 4100 84 000000	SCRUBBER-196556 Invoice-195471 Statement 10/31/2022	884.66
71592	11/15/2022	SUPPLY SOLUTIONS	Multiple I	20E000 2542 4100 00 000000	SCRUBBER-196556 Invoice-195471 Statement 10/31/2022	11,952.97
					Totals for 71592	24,278.32
71593	11/15/2022	TERMINIX	Multiple I	20E000 2542 3210 00 000000	Terminix-Pest Control Invoices: 425691185 426175315 425672432 425607830	60.00
71593	11/15/2022	TERMINIX	Multiple I	20E303 2542 3210 00 000000	Terminix-Pest Control Invoices: 425691185 426175315 425672432 425607830	92.00
71593	11/15/2022	TERMINIX	Multiple I	20E107 2542 3210 00 000000	Terminix-Pest Control Invoices: 425691185 426175315 425672432 425607830	60.00
71593	11/15/2022	TERMINIX	Multiple I	20E109 2542 3210 00 000000	Terminix-Pest Control Invoices: 425691185 426175315 425672432 425607830	60.00
					Totals for 71593	272.00
71594	11/15/2022	THE BULK BOOK STORE	121826	10E303 2222 4300 00 000000	I Am Malala books	160.27
					Totals for 71594	160.27
71595	11/15/2022	THE PAVILION FOUNDAT	Marion1026	10E303 1103 3190 00 000002	Tuition-J.Patterson	125.00
71595	11/15/2022	THE PAVILION FOUNDAT	Marion1003	10E303 1103 3190 00 000002	Tuition	125.00
					Totals for 71595	250.00
71596	11/15/2022	THE SOUTHERN ILLINOI	27105	10E000 2510 3500 00 000000	Notice of Public Hearing	137.50
					Totals for 71596	137.50
71597	11/15/2022	TRANE	312864471	20E000 2542 3190 00 000000	Washington Repair-Leak on Library Unit	1,042.00
					Totals for 71597	1,042.00
71598	11/15/2022	TRIAD INDUSTRIAL SUP	278085	20E000 2542 4100 00 000000	Maintenance Supply	540.34
71598	11/15/2022	TRIAD INDUSTRIAL SUP	278332	20E000 2542 4100 00 000000	MAINT SUPPLIES	576.30
					Totals for 71598	1,116.64
71599	11/15/2022	UNIVERSAL MUSIC CORP	317385-048	10E303 1103 4130 00 000002	Rights to the song "Grease"	50.00
					Totals for 71599	50.00
71600	11/15/2022	US FOODS	09302022-S	10E107 2560 4100 84 000000	food	5,468.97
71600	11/15/2022	US FOODS	09302022-S	10E108 2560 4100 84 000000	food	4,576.67
71600	11/15/2022	US FOODS	09302022-S	10E107 2560 4100 84 000000	food	4,160.56
71600	11/15/2022	US FOODS	09302022-S	10E110 2560 4100 84 000000	food	5,153.43
71600	11/15/2022	US FOODS	09302022-S	10E204 2560 4100 84 000000	food	7,236.11
71600	11/15/2022	US FOODS	09302022-S	10E303 2560 4100 84 000000	food	10,198.44
71600	11/15/2022	US FOODS	09302022-S	10E105 2560 4100 84 000000	food	2,667.66

CHECK NUMBER	CHECK DATE	VENDOR	INVOICE NUMBER	ACCOUNT NUMBER	INVOICE DESCRIPTION	AMOUNT
					Totals for 71600	39,461.84
71601	11/15/2022	VERNIER SOFTWARE & T	5439869	10E303 1103 4100 00 000000	Science Supplies	9,710.13
					Totals for 71601	9,710.13
71602	11/15/2022	VIRCO	1591283	10E000 1103 4100 00 000001	Classroom furniture	7,873.50
					Totals for 71602	7,873.50
71603	11/15/2022	WALMART COMMUNITY	10182022	10E941 1251 4100 00 000000	Pants for MV student at Adams	28.96
71603	11/15/2022	WALMART COMMUNITY	10172022	10E941 1251 4100 00 000000	Shoes for MV student.	24.98
71603	11/15/2022	WALMART COMMUNITY	10032022	10E941 1251 4100 00 000000	Clothing, shoes, hygiene items for 7 MV students	924.89
71603	11/15/2022	WALMART COMMUNITY	09202022	10E941 1251 4100 00 000000	Clothing, shoes for 4 MV students at MJHS and MHS	660.55
71603	11/15/2022	WALMART COMMUNITY	09262022	10E941 1251 4100 00 000000	Clothing, hygiene items for MJHS MV student	170.72
71603	11/15/2022	WALMART COMMUNITY	09302022	10E941 1251 4100 00 000000	Hoodies, shoes, air mattress, blankets for family with 6 MV students	302.91
					Totals for 71603	2,113.01
71604	11/15/2022	WOODWIND & BRASSWIND	ARINV63086	10E105 1101 4140 00 000000	Band equipment	870.97
71604	11/15/2022	WOODWIND & BRASSWIND	ARINC64945	10E105 1101 4140 00 000000	Bass Clarinet for Band	2,175.00
					Totals for 71604	3,045.97
					Totals for checks	751,091.03

F U N D S U M M A R Y

FUND	DESCRIPTION	BALANCE SHEET	REVENUE	EXPENSE	TOTAL
10	EDUCATIONAL FUND	18,490.50	1,340.00	315,882.05	335,712.55
20	OPERATIONS & MAINTENANCE FUND	717.80	0.00	245,864.54	246,582.34
40	TRANSPORTATION FUND	3.71	0.00	0.00	3.71
60	CAPITAL PROJECTS FUND OR FUND	0.00	0.00	51,024.90	51,024.90
80	TORT IMMUNITY AND JUDGMENT FUN	0.00	0.00	2,651.65	2,651.65
90	FIRE PREVENTION AND SAFETY FUN	0.00	0.00	115,115.88	115,115.88
*** Fund Summary Totals ***		19,212.01	1,340.00	730,539.02	751,091.03

********** End of report **********

CHECK NUMBER	CHECK DATE	VENDOR	ACCOUNT NUMBER	INVOICE DESCRIPTION	AMOUNT
202200131	11/04/2022	US BANK EQUIPMENT FI	10E105 1101 3600 00 00000	Copier Lease	225.43
202200131	11/04/2022	US BANK EQUIPMENT FI	10E107 1101 3600 00 00000	Copier Lease	353.17
202200131	11/04/2022	US BANK EQUIPMENT FI	10E108 1101 3600 00 00000	Copier Lease	457.43
202200131	11/04/2022	US BANK EQUIPMENT FI	10E109 1101 3600 00 00000	Copier Lease	207.58
202200131	11/04/2022	US BANK EQUIPMENT FI	10E110 1101 3600 00 00000	Copier Lease	447.10
202200131	11/04/2022	US BANK EQUIPMENT FI	10E204 1102 3600 00 00000	Copier Lease	726.07
202200131	11/04/2022	US BANK EQUIPMENT FI	10E303 1103 3600 00 00000	Copier Lease	1,089.56
202200131	11/04/2022	US BANK EQUIPMENT FI	21E000 2542 3250 00 00000	Copier Lease	4,400.00
202200131	11/04/2022	US BANK EQUIPMENT FI	10E000 2510 3600 00 00000	Copier Lease	200.00
				Totals for 202200131	8,106.34
202200132	11/10/2022	COMMON REMITTER	10L000 4810 0000 00 00045	Payroll accrual	3,973.00
202200132	11/10/2022	COMMON REMITTER	10L000 4810 0000 00 00045	Payroll accrual	147.54
				Totals for 202200132	4,120.54
202200133	11/10/2022	ILLINOIS DEPT OF REV	10L000 4810 0000 00 00045	Payroll accrual	40,561.84
202200133	11/10/2022	ILLINOIS DEPT OF REV	20L000 4810 0000 00 00045	Payroll accrual	2,789.07
202200133	11/10/2022	ILLINOIS DEPT OF REV	40L000 4810 0000 00 00045	Payroll accrual	38.62
202200133	11/10/2022	ILLINOIS DEPT OF REV	10L000 4810 0000 00 00045	Payroll accrual	303.00
202200133	11/10/2022	ILLINOIS DEPT OF REV	20L000 4810 0000 00 00045	Payroll accrual	1.00
				Totals for 202200133	43,693.53
202200134	11/10/2022	ILLINOIS MUNICIPAL	10L000 4810 0000 00 00045	Payroll accrual	650.24
202200134	11/10/2022	ILLINOIS MUNICIPAL	20L000 4810 0000 00 00045	Payroll accrual	667.51
202200134	11/10/2022	ILLINOIS MUNICIPAL	10L000 4710 0000 00 00000	Payroll accrual	6,210.32
202200134	11/10/2022	ILLINOIS MUNICIPAL	20L000 4710 0000 00 00000	Payroll accrual	2,683.87
202200134	11/10/2022	ILLINOIS MUNICIPAL	40L000 4710 0000 00 00000	Payroll accrual	39.27
202200134	11/10/2022	ILLINOIS MUNICIPAL	51L000 4710 0000 00 00000	Payroll accrual	24,855.09
				Totals for 202200134	35,106.30
202200135	11/10/2022	INTERNAL REVENUE SER	10L000 4810 0000 00 00045	Payroll accrual	10,035.51
202200135	11/10/2022	INTERNAL REVENUE SER	20L000 4810 0000 00 00045	Payroll accrual	3,829.57
202200135	11/10/2022	INTERNAL REVENUE SER	40L000 4810 0000 00 00045	Payroll accrual	50.81
202200135	11/10/2022	INTERNAL REVENUE SER	10L000 4810 0000 00 00045	Payroll accrual	76,877.38
202200135	11/10/2022	INTERNAL REVENUE SER	20L000 4810 0000 00 00045	Payroll accrual	3,742.87
202200135	11/10/2022	INTERNAL REVENUE SER	40L000 4810 0000 00 00045	Payroll accrual	77.21
202200135	11/10/2022	INTERNAL REVENUE SER	10L000 4810 0000 00 00045	Payroll accrual	12,424.40
202200135	11/10/2022	INTERNAL REVENUE SER	20L000 4810 0000 00 00045	Payroll accrual	895.60
202200135	11/10/2022	INTERNAL REVENUE SER	40L000 4810 0000 00 00045	Payroll accrual	11.88
202200135	11/10/2022	INTERNAL REVENUE SER	10L000 4810 0000 00 00045	Payroll accrual	3,344.09
202200135	11/10/2022	INTERNAL REVENUE SER	20L000 4810 0000 00 00045	Payroll accrual	25.00
202200135	11/10/2022	INTERNAL REVENUE SER	50L000 4710 0000 00 00000	Payroll accrual	13,915.89
202200135	11/10/2022	INTERNAL REVENUE SER	50L000 4710 0000 00 00000	Payroll accrual	13,331.88
				Totals for 202200135	138,562.09
202200136	11/10/2022	TEACHER HEALTH INS S	10L000 4810 0000 00 00045	Payroll accrual	0.57
202200136	11/10/2022	TEACHER HEALTH INS S	10L000 4710 0000 00 00000	Payroll accrual	12,629.92
202200136	11/10/2022	TEACHER HEALTH INS S	10L000 4710 0000 00 00000	Payroll accrual	0.42
				Totals for 202200136	12,630.91
202200137	11/10/2022	TEACHERS RET0058	10L000 4710 0000 00 00000	Payroll accrual	4,670.43
202200137	11/10/2022	TEACHERS RET0058	10L000 4710 0000 00 00000	Payroll accrual	0.37
				Totals for 202200137	4,670.80
202200138	11/10/2022	TEACHERS RETIREMENT	10L000 4810 0000 00 00045	Payroll accrual	250.00
202200138	11/10/2022	TEACHERS RETIREMENT	10L000 4810 0000 00 00045	Payroll accrual	5.68
202200138	11/10/2022	TEACHERS RETIREMENT	10L000 4710 0000 00 00000	Payroll accrual	72,399.22
				Totals for 202200138	72,654.90
202200139	11/10/2022	TEACHERS RETIREMT SY	10L000 4710 0000 00 00000	Payroll accrual	6,474.41
				Totals for 202200139	6,474.41
				Totals for checks	326,019.82

F U N D S U M M A R Y

FUND	DESCRIPTION	BALANCE SHEET	REVENUE	EXPENSE	TOTAL
10	EDUCATIONAL FUND	250,958.34	0.00	3,706.34	254,664.68
20	OPERATIONS & MAINTENANCE FUND	14,634.49	0.00	0.00	14,634.49
21	O&M LEASE	0.00	0.00	4,400.00	4,400.00
40	TRANSPORTATION FUND	217.79	0.00	0.00	217.79
50	SOCIAL SECURITY/MEDICARE	27,247.77	0.00	0.00	27,247.77
51	ILLINOIS MUNICIPAL RETIREMENT	24,855.09	0.00	0.00	24,855.09
*** Fund Summary Totals ***		317,913.48	0.00	8,106.34	326,019.82

********** End of report **********

CHECK NUMBER	CHECK DATE	VENDOR	ACCOUNT NUMBER	INVOICE DESCRIPTION	AMOUNT
222300060	11/04/2022	HOMEFIELD ENERGY	20E000 2542 4660 00 00001	Electric-District	1,022.77
222300060	11/04/2022	HOMEFIELD ENERGY	20E107 2542 4660 00 00000	Electric-District	4,120.15
222300060	11/04/2022	HOMEFIELD ENERGY	20E108 2542 4660 00 00000	Electric-District	7,274.73
222300060	11/04/2022	HOMEFIELD ENERGY	20E109 2542 4660 00 00000	Electric-District	4,808.55
222300060	11/04/2022	HOMEFIELD ENERGY	20E110 2542 4660 00 00000	Electric-District	9,637.86
222300060	11/04/2022	HOMEFIELD ENERGY	20E204 2542 4660 00 00000	Electric-District	11,417.30
222300060	11/04/2022	HOMEFIELD ENERGY	20E303 2542 4660 00 00000	Electric-District	47,102.89
				Totals for 222300060	85,384.25
222300061	11/04/2022	WILLIAMSON COUNTY ED	10E000 4120 3190 12 00000	IDEA ARP FT/PS ASSEESSMENT	6,074.87
222300061	11/04/2022	WILLIAMSON COUNTY ED	10E000 4120 3190 12 00000	IDEA ARP FT/PS ASSEESSMENT	1,683.53
222300061	11/04/2022	WILLIAMSON COUNTY ED	10E000 4120 3190 12 00000	Assessment	273,785.40
222300061	11/04/2022	WILLIAMSON COUNTY ED	10E000 4120 3190 12 00000	IDEA FT/PS Assessment	86,496.68
222300061	11/04/2022	WILLIAMSON COUNTY ED	10E000 4120 3190 12 00000	IDEA FT/PS Assessment	2,183.43
				Totals for 222300061	370,223.91
222300062	11/10/2022	MARION CUSD #2 HEALT	10L000 4810 0000 00 00045	Payroll accrual	5,576.75
222300062	11/10/2022	MARION CUSD #2 HEALT	20L000 4810 0000 00 00045	Payroll accrual	223.07
222300062	11/10/2022	MARION CUSD #2 HEALT	10L000 4810 0000 00 00045	Payroll accrual	2,864.16
222300062	11/10/2022	MARION CUSD #2 HEALT	20L000 4810 0000 00 00045	Payroll accrual	1,060.80
222300062	11/10/2022	MARION CUSD #2 HEALT	40L000 4810 0000 00 00045	Payroll accrual	53.04
222300062	11/10/2022	MARION CUSD #2 HEALT	10L000 4810 0000 00 00045	Payroll accrual	521.73
222300062	11/10/2022	MARION CUSD #2 HEALT	10L000 4810 0000 00 00045	Payroll accrual	22,460.14
222300062	11/10/2022	MARION CUSD #2 HEALT	20L000 4810 0000 00 00045	Payroll accrual	949.02
222300062	11/10/2022	MARION CUSD #2 HEALT	10L000 4810 0000 00 00045	Payroll accrual	8,750.84
222300062	11/10/2022	MARION CUSD #2 HEALT	20L000 4810 0000 00 00045	Payroll accrual	1,085.31
222300062	11/10/2022	MARION CUSD #2 HEALT	10L000 4810 0000 00 00045	Payroll accrual	1,007.06
222300062	11/10/2022	MARION CUSD #2 HEALT	10L000 4810 0000 00 00045	Payroll accrual	761.74
222300062	11/10/2022	MARION CUSD #2 HEALT	10L000 4710 0000 00 00000	Payroll accrual	16,731.00
222300062	11/10/2022	MARION CUSD #2 HEALT	20L000 4710 0000 00 00000	Payroll accrual	669.24
222300062	11/10/2022	MARION CUSD #2 HEALT	10L000 4710 0000 00 00000	Payroll accrual	8,592.80
222300062	11/10/2022	MARION CUSD #2 HEALT	20L000 4710 0000 00 00000	Payroll accrual	3,182.52
222300062	11/10/2022	MARION CUSD #2 HEALT	40L000 4710 0000 00 00000	Payroll accrual	159.13
222300062	11/10/2022	MARION CUSD #2 HEALT	10L000 4710 0000 00 00000	Payroll accrual	3,396.51
222300062	11/10/2022	MARION CUSD #2 HEALT	10L000 4710 0000 00 00000	Payroll accrual	67,381.13
222300062	11/10/2022	MARION CUSD #2 HEALT	20L000 4710 0000 00 00000	Payroll accrual	2,847.09
222300062	11/10/2022	MARION CUSD #2 HEALT	10L000 4710 0000 00 00000	Payroll accrual	26,614.28
222300062	11/10/2022	MARION CUSD #2 HEALT	20L000 4710 0000 00 00000	Payroll accrual	3,255.93
222300062	11/10/2022	MARION CUSD #2 HEALT	10L000 4710 0000 00 00000	Payroll accrual	3,021.32
222300062	11/10/2022	MARION CUSD #2 HEALT	10L000 4710 0000 00 00000	Payroll accrual	2,285.17
				Totals for 222300062	183,449.78
222300063	11/15/2022	BENSON, ASHLEIGH	10E110 2410 3320 00 00000	10/20/2022 IPA Fall Conference - Hotel Expense	237.12
222300063	11/15/2022	BENSON, ASHLEIGH	10E110 1101 4100 00 00000	10/16/2022 Popcorn Bar for SIP Day	74.95
222300063	11/15/2022	BENSON, ASHLEIGH	10E110 2410 3320 00 00000	10/16/2022-10/18/2022 Mileage for Fall Conference (IPA)	160.00
				Totals for 222300063	472.07
222300064	11/15/2022	BURNS, KIM	10E000 4190 3190 00 00000	10/26/2022-10/28/2022 PBIS Forum in Chicago	1,626.58
222300064	11/15/2022	BURNS, KIM	10E000 4190 3190 00 00000	10/26/2022-10/28/2022 PBIS Forum in Chicago	383.18
				Totals for 222300064	2,009.76
222300065	11/15/2022	CAPE ELECTRICAL SUPP	20E000 2542 4100 00 00000	MAINT SUPPLIES	2,829.99
				Totals for 222300065	2,829.99
222300066	11/15/2022	CHILDERS, JAMES	10E204 1102 6400 00 00000	10/28/2022 ILMEA festival fees for choir and band.	1,140.00
				Totals for 222300066	1,140.00

CHECK NUMBER	CHECK DATE	VENDOR	ACCOUNT NUMBER	INVOICE DESCRIPTION	AMOUNT
222300067	11/15/2022	DAHMER, CONNIE	10E105 1101 3320 00 00000	8/1/2022-9/30/2022 Mileage to and from post office and to Unit office	142.00
				Totals for 222300067	142.00
222300068	11/15/2022	GARRETT, RACHEL	10E000 2510 3320 00 00000	10/23/2022-10/25/2022 SkyCon 2022 Conference	28.29
222300068	11/15/2022	GARRETT, RACHEL	10E000 2510 3320 00 00000	10/23/2022-10/25/2022 SkyCon 2022 Conference	263.44
222300068	11/15/2022	GARRETT, RACHEL	10E000 2510 3320 00 00000	10/23/2022-10/25/2022 SkyCon 2022 Conference	88.00
				Totals for 222300068	379.73
222300069	11/15/2022	ILL CENTRAL SCHOOL B	40E000 2550 3300 00 00000	Transportation	9,978.12
222300069	11/15/2022	ILL CENTRAL SCHOOL B	40E000 2552 3310 00 00000	Transportation	5,664.00
222300069	11/15/2022	ILL CENTRAL SCHOOL B	40E000 2552 3310 00 00000	Transportation	12,923.68
222300069	11/15/2022	ILL CENTRAL SCHOOL B	40E000 2552 3310 00 00000	Transportation	6,545.56
222300069	11/15/2022	ILL CENTRAL SCHOOL B	40E000 2552 3310 00 00000	Transportation	1,320.00
222300069	11/15/2022	ILL CENTRAL SCHOOL B	40E000 2552 3310 00 00000	Transportation	112,156.80
222300069	11/15/2022	ILL CENTRAL SCHOOL B	40E000 2550 3330 00 00000	Transportation	1,501.83
222300069	11/15/2022	ILL CENTRAL SCHOOL B	40E000 2550 3320 00 00000	Transportation	6,433.96
222300069	11/15/2022	ILL CENTRAL SCHOOL B	40E000 2550 3310 00 00000	Transportation	4,629.63
222300069	11/15/2022	ILL CENTRAL SCHOOL B	40E000 2552 3310 00 00000	Transportation	421.96
				Totals for 222300069	161,575.54
222300070	11/15/2022	JAMES, LESTER	10E303 1103 3320 00 00000	8/28/2021 21-22 school year mileage	655.20
				Totals for 222300070	655.20
222300071	11/15/2022	ROBERT BROOKE AND AS	20E000 2542 4100 00 00000	MAINT SUPPLIES	224.11
				Totals for 222300071	224.11
222300072	11/15/2022	UMB BANK, N.A.	30E000 5200 6200 00 00000	Bond Payments	36,125.00
222300072	11/15/2022	UMB BANK, N.A.	30E000 5300 6100 00 00000	Bond Payments	185,000.00
222300072	11/15/2022	UMB BANK, N.A.	30E000 5200 6200 00 00000	Bond Payments	95,425.00
222300072	11/15/2022	UMB BANK, N.A.	30E000 5300 6100 00 00000	Bond Payments	1,015,000.00
222300072	11/15/2022	UMB BANK, N.A.	30E000 5200 6200 00 00000	Bond Payments	175,500.00
222300072	11/15/2022	UMB BANK, N.A.	30E000 5300 6100 00 00000	Bond Payments	120,000.00
				Totals for 222300072	1,627,050.00
222300073	11/15/2022	WATSON, KIMBERLY	10E000 2520 3320 00 00000	9/19/2022-10/25/2022 Mileage local and to Peoria for Skyward	291.36
				Totals for 222300073	291.36
222300074	11/15/2022	WATTS, LINDSAY	10E000 2210 3190 00 00000	9/30/2022 drinks purchased for school improvement day on 9/23/22	57.97
222300074	11/15/2022	WATTS, LINDSAY	10E000 4190 3190 00 00000	10/16/2022-10/18/2022 IPA Travel expense	267.12
222300074	11/15/2022	WATTS, LINDSAY	10E000 2210 3190 00 00000	10/16/2022-10/18/2022 IPA Travel expense	148.00
				Totals for 222300074	473.09
				Totals for checks	2,436,300.79

F U N D S U M M A R Y

FUND	DESCRIPTION	BALANCE SHEET	REVENUE	EXPENSE	TOTAL
10	EDUCATIONAL FUND	169,964.63	0.00	375,787.12	545,751.75
20	OPERATIONS & MAINTENANCE FUND	13,272.98	0.00	88,438.35	101,711.33
30	DEBT SERVICE FUND OR FUND GROU	0.00	0.00	1,627,050.00	1,627,050.00
40	TRANSPORTATION FUND	212.17	0.00	161,575.54	161,787.71
*** Fund Summary Totals ***		183,449.78	0.00	2,252,851.01	2,436,300.79

********** End of report **********

------TREASURER'S REPORT------
October 31, 2022

FUND	BEGINNING CASH BALANCE 10/1/2022	RECEIPTS	DISBURSEMENTS	CURRENT CHECKING 10/31/2022
EDUCATION FUND (10)	2,918,444.83	12,156,192.61	3,132,945.29	11,941,692.15
OPERATION & MAINTENANCE FUND (20)	1,178,394.93	3,770,927.79	469,564.64	4,479,758.08
TRANSPORTATION FUND (40)	1,178,908.97	1,088,380.66	164,483.65	2,102,805.98
TOTAL OPERATING FUND BALANCE	**5,275,748.73**	**17,015,501.06**	**3,766,993.58**	**18,524,256.21**
LEASE FUND (21)	20,551.96	32,414.86	4,400.00	48,566.82
DEBT SERVICE FUND (30)	2,676.10	1,152,557.49	0.00	1,155,233.59
SOCIAL SECURITY FUND (50)	123,517.27	402,414.20	52,649.41	473,282.06
IL MUNICIPAL RETIREMENT FUND (51)	125,158.32	402,422.52	45,663.77	481,917.07
CAPITAL PROJECT FUND (60)	2,522,611.35	322,637.40	146,618.51	2,698,630.24
WORKING CASH (70)	8,120.88	529.20	0.00	8,650.08
TORT FUND (80)	29,711.25	435,394.73	12,938.00	452,167.98
FIRE PREVENTION & SAFETY FUND (90)	519,179.66	150,616.01	0.00	669,795.67
TOTALS	**8,627,275.52**	**19,914,487.47**	**4,029,263.27**	**24,512,499.72**

SIGNED: Kimberly Watson, CFO

Date: 11-2-2022

FDTLOC FUNC OBJ	Account Level Description	2022-23 Original Budget	October 2022-23 Monthly Activity	2022-23 FYTD Activity	2022-23 Available Funds	2021-22 FY Activity	2022-23 FYTD %
10	EDUCATIONAL FUND						
		38,692,287.00	12,156,192.61	15,954,074.39	22,738,862.61	37,997,307.27	41.23
20	OPERATIONS & MAINTENANCE FUND						
		12,310,842.00	3,770,927.79	7,295,308.36	5,015,533.64	6,521,320.83	59.26
21	O&M LEASE						
		54,300.00	32,414.86	32,490.43	21,809.57	1,537.48	59.84
30	DEBT SERVICE FUND OR FUND GROU						
		2,673,083.00	1,152,557.49	1,183,932.38	1,489,150.62	2,627,043.74	44.29
40	TRANSPORTATION FUND						
		2,160,710.00	1,088,380.66	1,240,074.07	920,635.93	1,965,387.26	57.39
50	SOCIAL SECURITY/MEDICARE						
		669,340.00	402,414.20	402,995.90	266,344.10	502,985.09	60.21
51	ILLINOIS MUNICIPAL RETIREMENT						
		723,540.00	402,422.52	402,995.99	320,544.01	538,743.10	55.70
60	CAPITAL PROJECTS FUND OR FUND						
		2,759,000.00	322,637.40	969,055.79	1,789,944.21	3,488,342.07	35.12

FDTLOC FUNC OBJ	Account Level Description	2022-23 Original Budget	October 2022-23 Monthly Activity	2022-23 FYTD Activity	2022-23 Available Funds	2021-22 FY Activity	2022-23 FYTD %
70	WORKING CASH FUND						
		890.00	529.20	550.79	339.21	877.24	61.89
80	TORT IMMUNITY AND JUDGMENT FUN						
		723,000.00	435,394.73	435,651.46	287,348.54	702,294.25	60.26
90	FIRE PREVENTION AND SAFETY FUN						
		250,200.00	150,616.01	152,286.51	97,913.49	219,447.32	60.87
Grand Revenue T		61,017,192.00	19,914,487.47	28,069,416.07	32,948,425.93	54,565,285.65	46.00

Number of Accounts: 148

********** End of report **********

FDTLOC FUNC OBJ	Account Level Description	2022-23 Original Budget	October 2022-23 Monthly Activity	2022-23 FYTD Activity	2022-23 Available Funds	Encumbered Amount	2021-22 FY Activity	2022-23 FYTD %
10	EDUCATIONAL FUND							
		38,641,973.00	3,132,856.97	11,655,364.43	26,520,873.92	496,496.20	35,732,664.96	30.10
20	OPERATIONS & MAINTENANCE FUND							
		12,308,347.00	469,564.64	5,587,127.31	5,911,365.42	801,289.66	5,719,560.28	45.39
21	O&M LEASE							
		52,800.00	4,400.00	17,600.00	35,200.00	0.00	48,400.00	33.33
30	DEBT SERVICE FUND OR FUND GROU							
		2,673,083.00	0.00	31,259.25	2,641,823.75	0.00	2,630,904.00	1.17
40	TRANSPORTATION FUND							
		1,968,940.00	164,483.65	357,894.13	1,611,045.87	0.00	1,640,481.56	18.18
50	SOCIAL SECURITY/MEDICARE							
		676,288.00	52,649.41	198,584.04	477,703.96	0.00	544,139.42	29.36
51	ILLINOIS MUNICIPAL RETIREMENT							
		632,800.00	45,598.14	186,439.00	446,361.00	0.00	496,011.69	29.46
60	CAPITAL PROJECTS FUND OR FUND							
		4,802,883.00	146,618.51	1,056,055.15	3,746,827.85	0.00	2,052,586.23	21.99

FDTLOC FUNC OBJ	Account Level Description	2022-23 Original Budget	October 2022-23 Monthly Activity	2022-23 FYTD Activity	2022-23 Available Funds	Encumbered Amount	2021-22 FY Activity	2022-23 FYTD %
70	WORKING CASH FUND							
		0.00	0.00	0.00	0.00	0.00	0.00	0.00
80	TORT IMMUNITY AND JUDGMENT FUN							
		670,000.00	12,938.00	234,158.55	409,450.55	26,390.90	513,664.48	34.95
90	FIRE PREVENTION AND SAFETY FUN							
		720,000.00	0.00	291,129.33	428,870.67	0.00	1,379,344.44	40.43
Grand Expense T		63,147,114.00	4,029,109.32	19,615,611.19	42,229,522.99	1,324,176.76	50,757,757.06	31.03

Number of Accounts: 2305

********** End of report **********

FDTLOC FUNC OBJ SJ SOURCE	Account Level Description	2022-23 Original Budget	October 2022-23 Monthly Activity	2022-23 FYTD Activity	2022-23 Available Funds	2021-22 FY Activity	2022-23 FYTD %
10	EDUCATIONAL FUND						
1000	RECEIPTS/REVENUE FROM LOCAL SO						
10R000 1110 0000 00 000000	PROPERTY TAXES	17,091,400.00	10,275,984.35	10,280,637.90	6,810,762.10	17,158,666.09	60.15
10R000 1115 0000 00 000000	PROPERTY TAX FROM BANKRUPTCY	0.00	0.00	0.00	0.00	181,862.59	0.00
10R000 1140 0000 00 000000	PROPERTY TAXES - SPECIAL ED	12,800.00	7,738.80	7,742.15	5,057.85	13,209.84	60.49
10R000 1210 0000 00 000000	TAXES: MOBILE HOME	34,500.00	0.00	0.00	34,500.00	31,174.54	0.00
10R000 1220 0000 00 000000	TAXES: MARION HOUSING	40,000.00	0.00	0.00	40,000.00	42,856.58	0.00
10R000 1230 0000 00 000000	TAXES: CORP PER PROP REP	900,000.00	0.00	399,357.06	500,642.94	1,618,586.76	44.37
10R000 1290 0000 00 000000	TAXES: REFUGE PILOT	27,000.00	0.00	0.00	27,000.00	26,184.16	0.00
10R000 1311 0000 00 000000	Per Capita Tuition Charge	0.00	0.00	0.00	0.00	0.00	0.00
10R000 1510 0000 00 000000	INTEREST: INVESTMENTS	60,000.00	11,488.18	22,429.63	37,570.37	48,066.40	37.38
10R000 1611 0000 84 000003	HS: FOODSERVICE REVENUE	100,000.00	5,708.37	11,836.56	88,163.44	4,146.90	11.84
10R000 1611 0000 84 000004	JH: FOOD SERVICE REVENUE	70,000.00	5,909.45	15,251.64	54,748.36	4,418.15	21.79
10R000 1611 0000 84 000005	ADAMS: FOODSERVICE REVENUE	25,000.00	1,615.64	4,284.29	20,715.71	-27.20	17.14
10R000 1611 0000 84 000007	JEFFERSON: FOODSERVICE REVENUE	25,000.00	1,987.12	5,200.58	19,799.42	32.20	20.80
10R000 1611 0000 84 000008	LINCOLN: FOODSERVICE REVENUE	45,000.00	4,663.14	11,165.63	33,834.37	2,545.93	24.81
10R000 1611 0000 84 000009	LONGFELLOW: FOODSERVICE REVENU	15,000.00	716.51	2,881.52	12,118.48	130.00	19.21
10R000 1611 0000 84 000010	WASHINGTON: FOODSERVICE REVENU	50,000.00	4,095.61	11,349.43	38,650.57	4,473.24	22.70
10R000 1690 0000 84 000000	OTHER LUNCH PROGRAM	1,000.00	0.00	0.00	1,000.00	150.20	0.00
10R000 1690 0000 84 000001	PRE-K BREAKFAST REIMBURSEMENT	0.00	0.00	0.00	0.00	0.00	0.00
10R000 1690 0000 84 000002	PRE-K LUNCH REIMBURSEMENT	0.00	0.00	0.00	0.00	0.00	0.00
10R000 1690 0000 84 000003	PRE-K FOOD REIMBURSMENT	0.00	0.00	0.00	0.00	0.00	0.00
10R000 1690 0000 84 000004	FOODSERVICE REIMBURSEMENT	500.00	279.75	279.75	220.25	1,815.80	55.95
10R000 1690 0000 84 000005	FOODSERVICE GRANTS	0.00	0.00	0.00	0.00	0.00	0.00
10R000 1690 0000 84 000006	FOODSERVICE INSURANCE CLAIM	0.00	0.00	0.00	0.00	0.00	0.00
10R000 1711 0000 00 000001	ADAMS ATHLETIC ADMISSIONS	3,000.00	1,020.00	1,020.00	1,980.00	3,851.09	34.00
10R000 1711 0000 00 000004	ATHL EVENTS,IHSA-JR INV.	7,000.00	0.00	0.00	7,000.00	10,516.11	0.00
10R000 1711 0000 00 000005	ATHLETIC DONATIONS	5,000.00	0.00	0.00	5,000.00	19,600.00	0.00
10R000 1711 0000 00 000006	ADAMS ATHLETIC DONATIONS	0.00	0.00	0.00	0.00	19,638.90	0.00
10R000 1711 0000 00 000007	HS ATHLETIC PARTICIPATION FEES	0.00	0.00	0.00	0.00	0.00	0.00
10R000 1711 0000 00 000008	JH ATHLETIC PARTICIPATION FEES	0.00	0.00	0.00	0.00	0.00	0.00
10R000 1711 0000 01 000000	HS FOOTBALL ADMISSION	33,000.00	8,487.00	36,620.50	-3,620.50	31,566.00	110.97
10R000 1711 0000 04 000000	HS SOCCER ADMISSIONS	4,000.00	1,483.00	3,752.00	248.00	4,313.00	93.80
10R000 1711 0000 06 000000	HS WRESTLING ADMISSIONS	1,500.00	0.00	0.00	1,500.00	1,023.00	0.00
10R000 1711 0000 11 000000	HS VOLLEYBALL ADMISSIONS	4,500.00	1,898.00	4,618.00	-118.00	3,676.00	102.62
10R000 1711 0000 15 000000	HS BOYS BASKETBALL ADMISSIONS	25,000.00	1,593.75	11,138.75	13,861.25	27,065.00	44.56
10R000 1711 0000 20 000000	JH BOYS BASKETBALL ADMISSIONS	8,000.00	0.00	0.00	8,000.00	7,003.00	0.00
10R000 1711 0000 23 000000	JH VOLLEYBALL ADMISSIONS	2,500.00	0.00	0.00	2,500.00	2,596.00	0.00
10R000 1711 0000 31 000000	HS GIRLS BASKETBALL ADMISSIONS	4,000.00	0.00	0.00	4,000.00	5,501.00	0.00

FDTLOC FUNC OBJ SJ SOURCE	Account Level Description	2022-23 Original Budget	October 2022-23 Monthly Activity	2022-23 FYTD Activity	2022-23 Available Funds	2021-22 FY Activity	2022-23 FYTD %
10	EDUCATIONAL FUND						
1000	RECEIPTS/REVENUE FROM LOCAL SO						
10R000 1711 0000 40 000000	JH GIRLS BASKETBALL ADMISSIONS	4,000.00	0.00	0.00	4,000.00	4,384.00	0.00
10R000 1790 0000 00 000003	STUDENT YEARBOOK: HS	5,000.00	0.00	0.00	5,000.00	4,255.00	0.00
10R000 1811 0000 00 000001	TEXTBOOK RENTAL: E	35,000.00	7,356.59	7,876.67	27,123.33	36,434.18	22.50
10R000 1811 0000 00 000002	TEXTBOOK RENTAL: JH	15,000.00	4,019.62	4,284.39	10,715.61	15,760.93	28.56
10R000 1811 0000 00 000003	TEXTBOOK RENTAL: HS	30,000.00	7,913.81	8,134.17	21,865.83	32,986.81	27.11
10R000 1812 0000 00 000003	TEXTBOOK RENT: SUMMER SC	0.00	0.00	0.00	0.00	0.00	0.00
10R000 1920 0000 00 000000	CONTRIB -DONATION	20,000.00	0.00	50.00	20,600.00	14,872.15	0.25
10R000 1920 0000 02 000000	DONATIONS - FOUNDATION GRANT	0.00	0.00	0.00	0.00	484.14	0.00
10R000 1950 0000 00 000000	REFUND OF PRIOR YEAR EXPENDITU	0.00	0.00	0.00	0.00	0.00	0.00
10R000 1950 0000 12 000000	WCSED: Refund	0.00	0.00	0.00	0.00	0.00	0.00
10R000 1970 0000 00 000000	DR.ED BTW FEES	10,000.00	720.00	2,880.00	7,120.00	6,573.00	28.80
10R000 1992 0000 00 000000	SALE OF VOCATIONAL PROJECTS	130,000.00	0.00	0.00	130,000.00	281.48	0.00
10R000 1993 0000 00 000000	RESALE ITEMS,LOCKS,SHOP	5,000.00	350.00	2,198.00	2,802.00	6,009.00	43.96
10R000 1993 0000 00 000001	HS PARKING FEES	5,000.00	2,157.45	2,157.45	2,842.55	5,201.00	43.15
10R000 1999 0000 00 000000	OTHER	40,000.00	2,557.41	19,535.27	20,464.73	64,699.98	48.84
10R000 1999 0000 00 000001	FOUNDATION GRANTS	84,680.00	0.00	75,000.00	9,680.00	13,433.78	88.57
10R000 1999 0000 00 000003	AFTER SCHOOL PROGRAMS	85,000.00	11,027.55	27,205.86	57,794.14	91,300.67	32.01
10R000 1999 0000 00 000005	Chromebook Insurance	0.00	9,435.00	9,885.00	-9,885.00	12,578.00	0.00
10R000 1999 0000 00 000006	AROTC REVENUE	48,000.00	5,255.40	9,907.77	38,092.23	24,868.49	20.64
10R000 1999 0000 00 000007	TRAUMA INFORMED GRANT FROM ROE	2,000.00	0.00	2,000.00	0.00	0.00	100.00
10R000 1999 0000 02 000000	SETTLEMENT	0.00	0.00	0.00	0.00	0.00	0.00
10R000 1999 0000 05 000000	E-RATE REFUND	134,400.00	0.00	134,400.00	0.00	160,780.00	100.00
10R000 1999 0000 70 000000	Madigral Revenue	6,000.00	0.00	0.00	6,000.00	5,770.00	0.00
10R000 1999 0000 80 000000	Spring Musical Revenue	6,000.00	0.00	0.00	6,000.00	7,035.00	0.00
10R303 1999 0000 00 000005	MHS Activity Class Fees	0.00	35.00	35.00	-35.00	0.00	0.00
10R--- 1--- ---- -- ------		19,259,780.00	10,385,496.50	11,135,114.97	8,125,315.03	19,782,348.89	57.82
3000	RECEIPTS/REVENUE FROM STATE SO						
10R000 3001 0000 00 000000	EVIDENCED BASED FUNDING	11,787,044.00	1,071,550.00	3,214,650.00	8,572,394.00	10,891,215.96	27.27
10R000 3001 0000 00 000022	EBF Recalculation	0.00	0.00	0.00	0.00	215,978.00	0.00
10R000 3100 0000 12 000000	PRIVATE FACILITY TUITION	40,000.00	14,924.11	25,009.74	14,990.26	41,920.18	62.52
10R000 3120 0000 12 000000	WCSED: ORPHANAGE	92,192.00	0.00	89,875.40	2,316.60	114,912.76	97.49
10R000 3220 0000 21 000000	WCRVS STIPENDS/TUITION	78,000.00	0.00	0.00	78,000.00	81,155.65	0.00
10R000 3235 0000 00 000000	AGRICULTURE EDUCATION	15,000.00	4,202.00	4,202.00	10,798.00	12,747.00	28.01
10R000 3299 0000 21 000000	WCRVS: AGRICULTURE	0.00	0.00	0.00	0.00	0.00	0.00

FDTLOC FUNC OBJ SJ SOURCE	Account Level Description	2022-23 Original Budget	October 2022-23 Monthly Activity	2022-23 FYTD Activity	2022-23 Available Funds	2021-22 FY Activity	2022-23 FYTD %
10	EDUCATIONAL FUND						
3000	RECEIPTS/REVENUE FROM STATE SO						
10R000 3360 0000 84 000000	STATE REIMB: LUNCH & BKFST	30,000.00	0.00	766.12	29,233.88	31,702.22	2.55
10R000 3370 0000 10 000000	DRIVER EDUCATION	40,000.00	0.00	20,697.64	19,302.36	41,716.19	51.74
10R000 3999 0000 01 000000	OTHER ST.LIB GRANT	3,300.00	0.00	0.00	3,300.00	3,639.01	0.00
10R000 3999 0000 03 000000	PREMIUMS VOC AGRICULTURE FAIR	150.00	0.00	0.00	150.00	160.88	0.00
10R000 3999 0000 06 000000	ISL LIBRARY GRANT	1,149.00	0.00	1,148.19	0.81	23,723.69	99.93
10R--- 3--- ---- -- ------		12,086,835.00	1,090,676.11	3,356,349.09	8,730,485.91	11,458,871.54	27.77
4000	RECEIPTS/REVENUE FROM FEDERAL						
10R000 4210 0000 84 000000	FED REIMB REG,FREE LUNCH	850,000.00	3,135.00	124,506.62	725,493.38	1,373,642.54	14.65
10R000 4220 0000 84 000000	FEDERAL REIMB BRKF	250,000.00	0.00	29,866.32	220,133.68	326,248.05	11.95
10R000 4225 0000 84 000000	Summer Food Service Program	0.00	0.00	0.00	0.00	29,324.39	0.00
10R000 4260 0000 84 000000	Food Service-Equipment Grant	0.00	0.00	0.00	0.00	0.00	0.00
10R000 4299 0000 84 000000	Supply Chain Assistance Funds	0.00	0.00	0.00	0.00	71,025.84	0.00
10R000 4300 0000 30 000000	TITLE I REVENUE	1,800,000.00	8,390.00	424,124.00	1,375,876.00	1,988,689.00	23.56
10R936 4300 0000 00 000000	TITLE I SIP	25,000.00	0.00	31,966.00	-6,966.00	28,370.00	127.86
10R000 4600 0000 00 000000	IDEA-PS	27,728.00	1,372.00	1,372.00	26,356.00	38,401.00	4.95
10R000 4605 0000 00 000000	IDEA PS ARP	19,324.00	512.00	512.00	18,812.00	0.00	2.65
10R000 4620 0000 00 000000	IDEA FT	1,051,378.00	99,058.00	99,058.00	952,320.00	1,217,174.00	9.42
10R000 4630 0000 00 000000	IDEA FT ARP	195,730.00	11,679.00	11,679.00	184,051.00	0.00	5.97
10R000 4991 0000 00 000000	ADMIN OUTREACH REVENUE	40,000.00	0.00	15,216.03	24,783.97	50,451.60	38.04
10R941 4998 0000 00 000000	McKinney Vento Homeless Grant	79,512.00	11,459.00	12,916.00	66,596.00	1,035.00	16.24
10R000 4999 0000 01 000000	PUB AID-FEE FOR SERV	10,000.00	0.00	1,051.36	8,948.64	5,234.92	10.51
10R000 4999 0000 21 000000	WCRVS:PERKINS,SP NDS,TUT	0.00	0.00	0.00	0.00	0.00	0.00
10R000 4999 0000 30 000000	ESSER TITLE GRANT	0.00	0.00	0.00	0.00	17,176.00	0.00
10R951 4999 0000 00 000000	DIGITAL EQUITY GRANT	0.00	0.00	0.00	0.00	0.00	0.00
10R952 4999 0000 00 000000	DIGITAL EQUITY II	0.00	0.00	0.00	0.00	206,434.00	0.00
10R960 4999 0000 00 000000	ESSER II GRANT	1,857,000.00	517,674.00	568,210.00	1,288,790.00	776,967.00	30.60
10R965 4999 0000 00 000000	ESSER III GRANT	1,140,000.00	26,741.00	142,133.00	997,867.00	625,913.50	12.47
10R--- 4--- ---- -- ------		7,345,672.00	680,020.00	1,462,610.33	5,883,061.67	6,756,086.84	19.91

FDTLOC FUNC OBJ SJ SOURCE	Account Level Description	2022-23 Original Budget	October 2022-23 Monthly Activity	2022-23 FYTD Activity	2022-23 Available Funds	2021-22 FY Activity	2022-23 FYTD %
10	EDUCATIONAL FUND						
7000							
10R000 7110 0000 20 000000	PERMANENT XFER FROM OM	0.00	0.00	0.00	0.00	0.00	0.00
10R000 7110 0000 40 000000	PERMANENT XFER FROM TRANSPORTA	0.00	0.00	0.00	0.00	0.00	0.00
10R000 7110 0000 70 000000	PERMANENT XFER FROM WORKING CA	0.00	0.00	0.00	0.00	0.00	0.00
10R--- 7--- ---- -- ------		0.00	0.00	0.00	0.00	0.00	0.00
10---- ---- ---- -- ------		38,692,287.00	12,156,192.61	15,954,074.39	22,738,862.61	37,997,307.27	41.23
20	OPERATIONS & MAINTENANCE FUND						
1000	RECEIPTS/REVENUE FROM LOCAL SO						
20R000 1111 0000 00 000000	PROPRTY TAXES	4,558,100.00	2,747,591.68	2,748,591.41	1,809,508.59	4,240,876.72	60.30
20R000 1230 0000 00 000000	TAXES: CORP PER PROP REPL	800,000.00	482,788.88	482,788.88	317,211.12	350,000.00	60.35
20R000 1510 0000 00 000000	INTEREST: INVESTMENTS	20,000.00	4,309.64	6,306.41	13,693.59	15,509.12	31.53
20R000 1910 0000 00 000000	RENTAL: BUILDINGS	0.00	0.00	0.00	0.00	0.00	0.00
20R000 1920 0000 00 000000	DONATIONS	0.00	0.00	0.00	0.00	37,500.00	0.00
20R000 1999 0000 00 000000	OTHER	10,000.00	5,987.59	6,590.66	3,409.34	10,417.49	65.91
20R000 1999 0000 01 000000	INSURANCE CLAIMS	0.00	0.00	0.00	0.00	0.00	0.00
20R000 1999 0000 02 000000	SETTLEMENT	0.00	0.00	0.00	0.00	0.00	0.00
20R--- 1--- ---- -- ------		5,388,100.00	3,240,677.79	3,244,277.36	2,143,822.64	4,654,303.33	60.21
3000	RECEIPTS/REVENUE FROM STATE SO						
20R000 3001 0000 00 000000	EVIDENCE BASED FUNDING	0.00	0.00	0.00	0.00	0.00	0.00
20R000 3705 0000 00 000000	PRE K - ADAMS SCHOOL BLDG	20,000.00	0.00	0.00	20,000.00	20,616.00	0.00
20R000 3925 0000 00 000000	SCHOOL MAINTENANCE GRANT	0.00	0.00	0.00	0.00	0.00	0.00
20R--- 3--- ---- -- ------		20,000.00	0.00	0.00	20,000.00	20,616.00	0.00
4000	RECEIPTS/REVENUE FROM FEDERAL						
20R960 4999 0000 00 000000	ESSER II	109,000.00	85,220.00	85,220.00	23,780.00	1,109,481.00	78.18
20R965 4999 0000 00 000000	ESSER III	6,793,742.00	445,030.00	3,965,811.00	2,827,931.00	736,920.50	58.37
20R--- 4--- ---- -- ------		6,902,742.00	530,250.00	4,051,031.00	2,851,711.00	1,846,401.50	58.69

FDTLOC FUNC OBJ SJ SOURCE	Account Level Description	2022-23 Original Budget	October 2022-23 Monthly Activity	2022-23 FYTD Activity	2022-23 Available Funds	2021-22 FY Activity	2022-23 FYTD %
20	OPERATIONS & MAINTENANCE FUND						
7000							
20R000 7110 0000 20 000000	PERMANENT TRANSFER TO O&M	0.00	0.00	0.00	0.00	0.00	0.00
20R--- 7--- ---- -- ------		0.00	0.00	0.00	0.00	0.00	0.00
20---- ---- ---- -- ------		12,310,842.00	3,770,927.79	7,295,308.36	5,015,533.64	6,521,320.83	59.26
21	O&M LEASE						
1000	RECEIPTS/REVENUE FROM LOCAL SO						
21R000 1111 0000 00 000000	TAXES: CURRENT YR LEVY	53,700.00	32,368.14	32,380.38	21,319.62	1,075.71	60.30
21R000 1510 0000 00 000000	INTEREST ON INVESTMENTS	600.00	46.72	110.05	489.95	461.77	18.34
21R--- 1--- ---- -- ------		54,300.00	32,414.86	32,490.43	21,809.57	1,537.48	59.84
21---- ---- ---- -- ------		54,300.00	32,414.86	32,490.43	21,809.57	1,537.48	59.84
30	DEBT SERVICE FUND OR FUND GROU						
1000	RECEIPTS/REVENUE FROM LOCAL SO						
30R000 1112 0000 00 000000	TAXES: 1ST PRIOR YR LEVY	1,918,700.00	1,151,446.13	1,151,873.21	766,826.79	1,873,631.40	60.03
30R000 1210 0000 00 000000	TAXES: MOBILE HOME	500.00	0.00	0.00	500.00	0.00	0.00
30R000 1220 0000 00 000000	TAXES: MARION HOUSING	0.00	0.00	0.00	0.00	0.00	0.00
30R000 1510 0000 00 000000	INTEREST: ON INVEST	2,000.00	1,111.36	1,117.92	882.08	1,477.34	55.90
30R000 1999 0000 00 000000	Txfr Cap.Lease Principal	0.00	0.00	0.00	0.00	0.00	0.00
30R--- 1--- ---- -- ------		1,921,200.00	1,152,557.49	1,152,991.13	768,208.87	1,875,108.74	60.01
7000							
30R000 7210 0000 00 000000	PRINCIPAL ON BONDS SOLD	0.00	0.00	0.00	0.00	0.00	0.00
30R000 7220 0000 00 000000	PREMIUM ON BONDS SOLD	0.00	0.00	0.00	0.00	0.00	0.00
30R000 7610 0000 00 000000	AS Bond Principal	690,000.00	0.00	0.00	690,000.00	675,000.00	0.00
30R000 7700 0000 00 000000	AS Bond Interest	61,883.00	0.00	30,941.25	30,941.75	76,935.00	50.00
30R--- 7--- ---- -- ------		751,883.00	0.00	30,941.25	720,941.75	751,935.00	4.12
30---- ---- ---- -- ------		2,673,083.00	1,152,557.49	1,183,932.38	1,489,150.62	2,627,043.74	44.29

FDTLOC FUNC OBJ SJ SOURCE	Account Level Description	2022-23 Original Budget	October 2022-23 Monthly Activity	2022-23 FYTD Activity	2022-23 Available Funds	2021-22 FY Activity	2022-23 FYTD %
40	TRANSPORTATION FUND						
1000	RECEIPTS/REVENUE FROM LOCAL SO						
40R000 1113 0000 00 000000	PROPERTY TAXES	1,493,000.00	899,951.34	900,307.29	592,692.71	1,338,149.08	60.30
40R000 1510 0000 00 000000	INTEREST: INVEST	7,000.00	2,022.95	5,318.45	1,681.55	7,653.71	75.98
40R000 1950 0000 12 000000	PRIOR YEAR REFUND	0.00	0.00	0.00	0.00	0.00	0.00
40R000 1999 0000 00 000000	TRANS: MISC. REIMB.	1,000.00	0.00	0.00	1,000.00	4,243.84	0.00
40R--- 1--- ---- -- ------		1,501,000.00	901,974.29	905,625.74	595,374.26	1,350,046.63	60.33
3000	RECEIPTS/REVENUE FROM STATE SO						
40R000 3500 0000 00 000000	STATE REIMB: REG	550,000.00	136,016.37	284,058.33	265,941.67	560,630.63	51.65
40R--- 3--- ---- -- ------		550,000.00	136,016.37	284,058.33	265,941.67	560,630.63	51.65
4000	RECEIPTS/REVENUE FROM FEDERAL						
40R960 4999 0000 00 000000	ESSER II	54,710.00	50,390.00	50,390.00	4,320.00	54,710.00	92.10
40R965 4999 0000 00 000000	ESSER 3	55,000.00	0.00	0.00	55,000.00	0.00	0.00
40R--- 4--- ---- -- ------		109,710.00	50,390.00	50,390.00	59,320.00	54,710.00	45.93
40---- ---- ---- -- ------		2,160,710.00	1,088,380.66	1,240,074.07	920,635.93	1,965,387.26	57.39
50	SOCIAL SECURITY/MEDICARE						
1000	RECEIPTS/REVENUE FROM LOCAL SO						
50R000 1150 0000 00 000000	PROPERTY TAXES - SOCIAL SECURI	666,840.00	401,958.89	402,107.94	264,732.06	501,000.59	60.30
50R000 1510 0000 00 000000	INTEREST: CHECKING	2,500.00	455.31	887.96	1,612.04	1,984.50	35.52
50R--- 1--- ---- -- ------		669,340.00	402,414.20	402,995.90	266,344.10	502,985.09	60.21
50---- ---- ---- -- ------		669,340.00	402,414.20	402,995.90	266,344.10	502,985.09	60.21

FDTLOC FUNC OBJ SJ SOURCE	Account Level Description	2022-23 Original Budget	October 2022-23 Monthly Activity	2022-23 FYTD Activity	2022-23 Available Funds	2021-22 FY Activity	2022-23 FYTD %
51	ILLINOIS MUNICIPAL RETIREMENT						
1000	RECEIPTS/REVENUE FROM LOCAL SO						
51R000 1114 0000 00 000000	Property Taxes - IMRF	666,840.00	401,958.90	402,107.95	264,732.05	487,044.03	60.30
51R000 1230 0000 00 000000	TAXES: CORP PERS PROP REPLMT	55,000.00	0.00	0.00	55,000.00	50,000.00	0.00
51R000 1510 0000 00 000000	INTEREST ON INVESTMENTS	1,700.00	463.62	888.04	811.96	1,699.07	52.24
51R--- 1--- ---- -- ------		723,540.00	402,422.52	402,995.99	320,544.01	538,743.10	55.70
51---- ---- ---- -- ------		723,540.00	402,422.52	402,995.99	320,544.01	538,743.10	55.70
60	CAPITAL PROJECTS FUND OR FUND						
1000	RECEIPTS/REVENUE FROM LOCAL SO						
60R000 1510 0000 00 000000	INTEREST	9,000.00	2,596.15	8,958.92	41.08	10,100.27	99.54
60R000 1983 0000 00 000000	SALES TAX	2,700,000.00	320,041.25	960,096.87	1,739,903.13	3,428,241.80	35.56
60R--- 1--- ---- -- ------		2,709,000.00	322,637.40	969,055.79	1,739,944.21	3,438,342.07	35.77
3000	RECEIPTS/REVENUE FROM STATE SO						
60R000 3925 0000 00 000000	SCHOOL MAINTENANCE GRANT	50,000.00	0.00	0.00	50,000.00	50,000.00	0.00
60R--- 3--- ---- -- ------		50,000.00	0.00	0.00	50,000.00	50,000.00	0.00
4000	RECEIPTS/REVENUE FROM FEDERAL						
60R000 4999 0000 00 000000	FEMA Lincoln Safe Room	0.00	0.00	0.00	0.00	0.00	0.00
60R--- 4--- ---- -- ------		0.00	0.00	0.00	0.00	0.00	0.00
60---- ---- ---- -- ------		2,759,000.00	322,637.40	969,055.79	1,789,944.21	3,488,342.07	35.12
70	WORKING CASH FUND						
1000	RECEIPTS/REVENUE FROM LOCAL SO						
70R000 1115 0000 00 000000	PROPERTY TAXES	860.00	520.88	521.11	338.89	836.93	60.59
70R000 1510 0000 00 000000	INTEREST: INVEST	30.00	8.32	29.68	0.32	40.31	98.93
70R--- 1--- ---- -- ------		890.00	529.20	550.79	339.21	877.24	61.89

FDTLOC FUNC OBJ SJ SOURCE	Account Level Description	2022-23 Original Budget	October 2022-23 Monthly Activity	2022-23 FYTD Activity	2022-23 Available Funds	2021-22 FY Activity	2022-23 FYTD %
70	WORKING CASH FUND						
0000							
70---- ---- ---- -- ------		890.00	529.20	550.79	339.21	877.24	61.89
80	TORT IMMUNITY AND JUDGMENT FUN						
1000	RECEIPTS/REVENUE FROM LOCAL SO						
80R000 1120 0000 00 000000	PROPERTY TAXES	721,500.00	434,959.73	435,121.92	286,378.08	699,205.95	60.31
80R000 1510 0000 00 000000	INTEREST ON INVESTMENTS	1,500.00	435.00	529.54	970.46	1,249.30	35.30
80R000 1999 0000 00 000000	REFUND ON WORKERS COMP	0.00	0.00	0.00	0.00	1,839.00	0.00
80R000 1999 0000 00 000001	OTHER	0.00	0.00	0.00	0.00	0.00	0.00
80R--- 1--- ---- -- ------		723,000.00	435,394.73	435,651.46	287,348.54	702,294.25	60.26
80---- ---- ---- -- ------		723,000.00	435,394.73	435,651.46	287,348.54	702,294.25	60.26
90	FIRE PREVENTION AND SAFETY FUN						
1000	RECEIPTS/REVENUE FROM LOCAL SO						
90R000 1118 0000 00 000000	PROPERTY TAXES	248,700.00	149,971.64	150,027.27	98,672.73	212,790.10	60.32
90R000 1510 0000 00 000000	INTEREST: ON INVEST	1,500.00	644.37	2,259.24	-759.24	6,657.22	150.62
90R--- 1--- ---- -- ------		250,200.00	150,616.01	152,286.51	97,913.49	219,447.32	60.87
3000	RECEIPTS/REVENUE FROM STATE SO						
90R000 3925 0000 00 000000	MAINTENANCE GRANT	0.00	0.00	0.00	0.00	0.00	0.00
90R--- 3--- ---- -- ------		0.00	0.00	0.00	0.00	0.00	0.00
7000							
90R000 7210 0000 00 000000	SALE OF HLS BONDS	0.00	0.00	0.00	0.00	0.00	0.00
90R--- 7--- ---- -- ------		0.00	0.00	0.00	0.00	0.00	0.00
90---- ---- ---- -- ------		250,200.00	150,616.01	152,286.51	97,913.49	219,447.32	60.87

FDTLOC FUNC OBJ SJ SOURCE	Account Level Description	2022-23 Original Budget	October 2022-23 Monthly Activity	2022-23 FYTD Activity	2022-23 Available Funds	2021-22 FY Activity	2022-23 FYTD %
Grand Revenue Totals		61,017,192.00	19,914,487.47	28,069,416.07	32,948,425.93	54,565,285.65	46.00

Number of Accounts: 148

********** End of report **********

Account Number	Account Level Description Account Number	2022-23 Original Budget	October 2022-23 Monthly Activity	2022-23 FYTD Activity	2022-23 Available Funds	Encumbered Amount	2021-22 FY Activity	2022-23 FYTD %
10	EDUCATIONAL FUND							
10E000 1101 1120 00 000002	CONTRACT EXTENSION 1400	70,000.00	0.00	63,000.00	7,000.00	0.00	68,600.00	90.00
10E105 1101 1120 00 000000	ADAMS TEACHER SALARY	830,000.00	65,369.40	269,927.22	560,072.78	0.00	809,950.52	32.52
10E107 1101 1120 00 000000	JEFFERSON TEACHER SALARY	900,000.00	78,180.88	291,359.12	608,640.88	0.00	857,140.98	32.37
10E108 1101 1120 00 000000	LINCOLN TEACHER SALARY	1,800,000.00	155,682.10	621,897.00	1,178,103.00	0.00	1,936,169.30	34.55
10E109 1101 1120 00 000000	LONGFELLOW TEACHER SALARY	870,000.00	74,294.14	278,033.12	591,966.88	0.00	880,397.74	31.96
10E110 1101 1120 00 000000	WASHINGTON TEACHER SALARY	1,700,000.00	144,269.48	539,225.56	1,160,774.44	0.00	1,643,340.72	31.72
10E105 1101 1130 00 000000	ADAMS SALARY INCREMENT	7,000.00	527.00	2,076.36	4,923.64	0.00	6,107.48	29.66
10E107 1101 1130 00 000000	JEFFERSON SALARY INCREMENT	1,300.00	0.00	0.00	1,300.00	0.00	0.00	0.00
10E108 1101 1130 00 000000	LINCOLN SALARY INCREMENT	1,300.00	0.00	0.00	1,300.00	0.00	20.10	0.00
10E109 1101 1130 00 000000	LONGFELLOW SALARY INCREMENT	1,300.00	0.00	0.00	1,300.00	0.00	0.00	0.00
10E110 1101 1130 00 000000	WASHINGTON SALARY INCREMENT	1,500.00	0.00	0.00	1,500.00	0.00	30.00	0.00
10E107 1101 1140 00 000000	JEFFERSON AFTER SCHOOL TUTO	0.00	0.00	0.00	0.00	0.00	0.00	0.00
10E108 1101 1140 00 000000	LINCOLN AFTER SCHOOL TUTORS	0.00	0.00	0.00	0.00	0.00	0.00	0.00
10E109 1101 1140 00 000000	LONGFELLOW AFTER SCHOOL TUT	100.00	0.00	0.00	100.00	0.00	0.00	0.00
10E110 1101 1140 00 000000	WASHINGTON AFTER SCHOOL TUT	9,000.00	1,031.40	2,453.87	6,546.13	0.00	8,787.12	27.27
10E000 1101 1150 00 000000	ELEM REGISTRATION SALARY	500.00	0.00	0.00	500.00	0.00	242.12	0.00
10E105 1101 1150 00 000000	ADAMS MEDIA AIDE	16,500.00	1,709.50	4,188.29	12,311.71	0.00	13,916.02	25.38
10E105 1101 1150 00 000001	ELEM TEACHER AIDE	0.00	0.00	0.00	0.00	0.00	0.00	0.00
10E107 1101 1150 00 000000	JEFFERSON MEDIA AIDE	18,000.00	1,875.90	4,559.89	13,440.11	0.00	15,135.63	25.33
10E108 1101 1150 00 000000	LINCOLN MEDIA AIDE	0.00	1,535.04	2,302.56	-2,302.56	0.00	0.00	0.00
10E109 1101 1150 00 000000	LONGFELLOW MEDIA AIDE	16,500.00	1,677.46	4,046.42	12,453.58	0.00	14,138.99	24.52
10E110 1101 1150 00 000000	WASHINGTON MEDIA AIDE	17,000.00	1,729.23	4,201.44	12,798.56	0.00	19,074.02	24.71
10E000 1101 1200 00 000000	ELEM SUB TEACHER	17,000.00	0.00	0.00	17,000.00	0.00	13,510.00	0.00
10E105 1101 1200 00 000000	ADAMS SUB TEACHER	30,000.00	3,500.00	5,250.00	24,750.00	0.00	24,001.25	17.50
10E107 1101 1200 00 000000	JEFFERSON SUB TEACHER	35,000.00	3,762.50	7,437.50	27,562.50	0.00	30,966.88	21.25
10E108 1101 1200 00 000000	LINCOLN SUB TEACHER	70,000.00	5,825.00	10,575.00	59,425.00	0.00	66,216.25	15.11
10E109 1101 1200 00 000000	LONGFELLOW SUB TEACHER	40,000.00	1,300.00	3,200.00	36,800.00	0.00	35,328.13	8.00
10E110 1101 1200 00 000000	WASHINGTON SUB TEACHER	78,000.00	6,550.00	10,525.00	67,475.00	0.00	74,428.75	13.49
10E105 1101 1250 00 000000	ADAMS MEDIA AIDE SUB	500.00	0.00	36.00	464.00	0.00	228.00	7.20
10E107 1101 1250 00 000000	JEFFERSON MEDIA AIDE SUB	1,500.00	120.00	120.00	1,380.00	0.00	1,537.50	8.00
10E108 1101 1250 00 000000	LINCOLN MEDIA AIDE SUB	2,000.00	0.00	0.00	2,000.00	0.00	2,121.00	0.00
10E109 1101 1250 00 000000	LONGFELLOW MEDIA AIDE SUB	1,000.00	294.00	390.00	610.00	0.00	900.00	39.00
10E110 1101 1250 00 000000	WASHINGTON MEDIA AIDE SUB	500.00	0.00	0.00	500.00	0.00	442.00	0.00
10E105 1101 1300 00 000000	ADAMS SALARY EXTRA	2,000.00	150.00	2,081.70	-81.70	0.00	2,199.90	104.09
10E107 1101 1300 00 000000	JEFFERSON SALARY EXTRA	1,600.00	0.00	1,831.50	-231.50	0.00	422.70	114.47
10E108 1101 1300 00 000000	LINCOLN SALARY EXTRA	4,800.00	0.00	2,789.10	2,010.90	0.00	1,334.40	58.11
10E109 1101 1300 00 000000	LONGFELLOW SALARY EXTRA	2,000.00	435.00	1,884.30	115.70	0.00	575.40	94.22
10E110 1101 1300 00 000000	WASHINGTON SALARY EXTRA	4,000.00	1,140.08	4,883.86	-883.86	0.00	4,682.70	122.10

Account Number	Account Level Description Account Number	2022-23 Original Budget	October 2022-23 Monthly Activity	2022-23 FYTD Activity	2022-23 Available Funds	Encumbered Amount	2021-22 FY Activity	2022-23 FYTD %
10	EDUCATIONAL FUND							
10E000 1101 2100 00 000002	CONTRACT EXT TRS	0.00	0.00	0.00	0.00	0.00	39.65	0.00
10E107 1101 2100 00 000000	JEFFERSON TRS-R	0.00	0.00	492.39	-492.39	0.00	16.42	0.00
10E108 1101 2100 00 000000	LINCOLN TRS-R	0.00	0.00	0.00	0.00	0.00	0.00	0.00
10E109 1101 2100 00 000000	LONGFELLOW TRS-R	0.00	346.78	693.56	-693.56	0.00	0.00	0.00
10E110 1101 2100 00 000000	WASHINGTON TRS-R	0.00	0.00	0.00	0.00	0.00	39.09	0.00
10E000 1101 2110 00 000000	ELEM TEACHER RETIREMENT	3,410.00	0.00	0.00	3,410.00	0.00	3,403.28	0.00
10E000 1101 2110 00 000002	CONTRACT EXT TRS	8,000.00	0.00	6,196.98	1,803.02	0.00	6,785.50	77.46
10E105 1101 2110 00 000000	ADAMS TRS	89,000.00	6,532.05	13,392.97	75,607.03	0.00	81,549.25	15.05
10E107 1101 2110 00 000000	JEFFERSON TRS	87,000.00	7,732.20	15,832.66	71,167.34	0.00	85,640.73	18.20
10E108 1101 2110 00 000000	LINCOLN TRS	198,000.00	15,397.12	31,070.04	166,929.96	0.00	191,819.49	15.69
10E109 1101 2110 00 000000	LONGFELLOW TRS	90,000.00	7,390.75	14,881.86	75,118.14	0.00	86,760.18	16.54
10E110 1101 2110 00 000000	WASHINGTON TRS	178,000.00	14,381.19	29,420.87	148,579.13	0.00	161,589.68	16.53
10E000 1101 2120 00 000000	ELEM IMRF	0.00	0.00	0.00	0.00	0.00	4.47	0.00
10E000 1101 2120 00 000002		0.00	0.00	16.49	-16.49	0.00	0.00	0.00
10E105 1101 2120 00 000000	ADAMS IMRF	850.00	80.56	197.78	652.22	0.00	655.71	23.27
10E107 1101 2120 00 000000	JEFFERSON IMRF	1,050.00	88.40	214.88	835.12	0.00	713.17	20.46
10E108 1101 2120 00 000000	LINCOLN IMRF	0.00	72.34	108.50	-108.50	0.00	0.00	0.00
10E109 1101 2120 00 000000	LONGFELLOW IMRF	830.00	79.04	190.67	639.33	0.00	666.24	22.97
10E110 1101 2120 00 000000	WASHINGTON IMRF	1,300.00	130.09	313.61	986.39	0.00	1,312.81	24.12
10E000 1101 2170 00 000000	ELEM TRS .58%	50.00	0.00	0.00	50.00	0.00	78.30	0.00
10E000 1101 2170 00 000002	CONTRACT EXT .58%	500.00	0.00	399.17	100.83	0.00	439.04	79.83
10E105 1101 2170 00 000000	ADAMS TRS .58%	6,000.00	441.14	893.91	5,106.09	0.00	5,474.25	14.90
10E107 1101 2170 00 000000	JEFFERSON TRS .58%	6,000.00	519.46	1,062.75	4,937.25	0.00	5,728.56	17.71
10E108 1101 2170 00 000000	LINCOLN TRS .58%	13,000.00	1,026.42	2,065.00	10,935.00	0.00	12,664.38	15.88
10E109 1101 2170 00 000000	LONGFELLOW TRS .58%	6,500.00	479.72	973.73	5,526.27	0.00	5,818.81	14.98
10E110 1101 2170 00 000000	WASHINGTON TRS .58%	12,000.00	965.38	1,957.97	10,042.03	0.00	10,887.15	16.32
10E105 1101 2220 00 000000	ADAMS HEALTH INSURANCE	179,000.00	15,231.54	57,158.14	121,841.86	0.00	131,069.95	31.93
10E105 1101 2220 00 000001	ADAMS HEALTH INS AIDE	0.00	0.00	0.00	0.00	0.00	0.00	0.00
10E107 1101 2220 00 000000	JEFFERSON HEALTH INSURANCE	117,000.00	9,330.14	36,785.35	80,214.65	0.00	111,572.26	31.44
10E108 1101 2220 00 000000	LINCOLN HEALTH INSURANCE	306,200.00	25,128.08	98,288.64	207,911.36	0.00	278,124.91	32.10
10E109 1101 2220 00 000000	LONGFELLOW HEALTH INSURANCE	115,000.00	11,508.66	40,939.96	74,060.04	0.00	118,028.28	35.60
10E110 1101 2220 00 000000	WASHINGTON HEALTH INSURANCE	191,000.00	16,286.58	63,840.42	127,159.58	0.00	188,098.32	33.42
10E000 1101 2250 00 000000	ELEM TRS HEALTH INS	2,110.00	0.00	0.00	2,110.00	0.00	2,198.26	0.00
10E000 1101 2250 00 000002	CONTRACT EXT TRS HEALTH	1,300.00	0.00	1,081.16	218.84	0.00	1,183.84	83.17
10E105 1101 2250 00 000000	ADAMS TRS HEALTH INS	15,500.00	1,162.28	2,370.90	13,129.10	0.00	14,380.69	15.30
10E107 1101 2250 00 000000	JEFFERSON TRS HEALTH INS	15,500.00	1,372.74	2,809.82	12,690.18	0.00	15,153.61	18.13
10E108 1101 2250 00 000000	LINCOLN TRS HEALTH INS	36,000.00	2,724.35	5,490.29	30,509.71	0.00	33,748.78	15.25
10E109 1101 2250 00 000000	LONGFELLOW TRS HEALTH INSUR	16,000.00	1,292.65	2,611.86	13,388.14	0.00	15,369.19	16.32

Account Number	Account Level Description Account Number	2022-23 Original Budget	October 2022-23 Monthly Activity	2022-23 FYTD Activity	2022-23 Available Funds	Encumbered Amount	2021-22 FY Activity	2022-23 FYTD %
10	EDUCATIONAL FUND							
10E110 1101 2250 00 000000	WASHINGTON TRS HEALTH INS	31,000.00	2,552.30	5,201.91	25,798.09	0.00	28,681.69	16.78
10E000 1101 3190 00 000000	ELEM OTHER PURCHASED SERV	18,000.00	2,863.50	2,863.50	15,136.50	0.00	5,042.01	15.91
10E105 1101 3190 00 000000	ADAMS OTHER PURCHASED SERVI	2,000.00	0.00	325.00	1,675.00	0.00	1,575.00	16.25
10E107 1101 3190 00 000000	JEFFERSON OTHER PURCHASED S	500.00	0.00	0.00	500.00	0.00	0.00	0.00
10E108 1101 3190 00 000000	LINCOLN OTHER PURCHASED SER	1,500.00	0.00	0.00	1,500.00	0.00	299.00	0.00
10E109 1101 3190 00 000000	LONGFELLOW OTHER PURCHASED	200.00	0.00	0.00	200.00	0.00	0.00	0.00
10E110 1101 3190 00 000000	WASHINGTON OTHER PURCHASED	500.00	0.00	0.00	500.00	0.00	0.00	0.00
10E105 1101 3230 00 000000	ADAMS EQUIP MAINT/USAGE	200.00	0.00	0.00	200.00	0.00	0.00	0.00
10E107 1101 3230 00 000000	JEFFERSON EQUIP MAINT/USAGE	200.00	0.00	0.00	200.00	0.00	0.00	0.00
10E108 1101 3230 00 000000	LINCOLN EQUIP MAINT/USAGE	200.00	0.00	0.00	200.00	0.00	0.00	0.00
10E109 1101 3230 00 000000	LONGFELLOW EQUIP MAINT/USAG	200.00	0.00	0.00	200.00	0.00	0.00	0.00
10E110 1101 3230 00 000000	WASHINGTON EQUIP MAINT/USAG	200.00	0.00	0.00	200.00	0.00	195.55	0.00
10E105 1101 3320 00 000000	ADAMS TRAVEL	2,000.00	0.00	258.51	1,599.49	0.00	2,022.24	12.93
10E107 1101 3320 00 000000	JEFFERSON TRAVEL	1,000.00	0.00	30.00	970.00	0.00	894.00	3.00
10E108 1101 3320 00 000000	LINCOLN TRAVEL	1,000.00	0.00	0.00	999.00	1.00	317.41	0.00
10E109 1101 3320 00 000000	LONGFELLOW TRAVEL	1,200.00	87.75	87.75	1,112.25	0.00	1,010.39	7.31
10E110 1101 3320 00 000000	WASHINGTON TRAVEL	1,200.00	350.00	350.00	497.00	352.00	1,087.50	29.17
10E000 1101 3400 00 000000	ELEM COMMUNICATION/POSTAGE	0.00	0.00	0.00	0.00	0.00	0.00	0.00
10E105 1101 3400 00 000000	ADAMS POSTAGE	1,100.00	249.00	360.00	740.00	0.00	946.07	32.73
10E107 1101 3400 00 000000	JEFFERSON POSTAGE	1,100.00	105.30	210.60	889.40	0.00	961.30	19.15
10E108 1101 3400 00 000000	LINCOLN POSTAGE	2,000.00	0.00	0.00	2,000.00	0.00	1,897.13	0.00
10E109 1101 3400 00 000000	LONGFELLOW POSTAGE	2,000.00	0.00	0.00	2,000.00	0.00	577.07	0.00
10E110 1101 3400 00 000000	WASHINGTON POSTAGE	2,000.00	0.00	122.85	1,877.15	0.00	1,667.99	6.14
10E105 1101 3600 00 000000	ADAMS COPIER	4,000.00	736.12	1,468.54	2,531.46	0.00	2,998.29	36.71
10E107 1101 3600 00 000000	JEFFERSON COPIER	4,500.00	1,153.25	2,243.22	2,256.78	0.00	4,415.85	49.85
10E108 1101 3600 00 000000	LINCOLN COPIER	6,000.00	1,493.70	2,804.54	3,195.46	0.00	5,180.82	46.74
10E109 1101 3600 00 000000	LONGFELLOW COPIER	3,500.00	677.84	1,393.78	2,106.22	0.00	2,984.61	39.82
10E110 1101 3600 00 000000	WASHINGTON COPIER	6,000.00	1,459.96	2,791.12	3,208.88	0.00	5,338.06	46.52
10E000 1101 4100 00 000000	ELEM SUPPLIES	60,000.00	0.00	500.00	59,500.00	0.00	50,472.74	0.83
10E000 1101 4100 00 000001	DONATION SUPPLIES	18,000.00	0.00	2,990.88	14,897.98	693.14	5,760.41	16.10
10E105 1101 4100 00 000000	ADAMS SUPPLIES	15,000.00	2,136.40	6,101.70	4,031.47	5,105.20	10,365.47	40.04
10E107 1101 4100 00 000000	JEFFERSON SUPPLIES	15,000.00	1,121.83	5,119.48	6,463.60	2,633.86	9,228.02	32.96
10E108 1101 4100 00 000000	LINCOLN SUPPLIES	20,000.00	2,724.65	9,756.83	4,596.07	5,777.86	20,003.80	48.06
10E109 1101 4100 00 000000	LONGFELLOW SUPPLIES	14,000.00	1,163.38	5,562.84	4,182.98	4,459.82	12,762.98	39.16
10E110 1101 4100 00 000000	WASHINGTON SUPPLIES	20,000.00	1,763.78	10,068.88	5,885.03	3,736.87	20,487.19	50.20
10E105 1101 4140 00 000000	ADAMS INSTRUMENTAL MUSIC	7,500.00	0.00	0.00	5,287.81	3,083.16	4,478.20	0.00
10E000 1101 4200 00 000000	ELEM TEXTBOOKS	6,000.00	0.00	0.00	6,000.00	0.00	0.00	0.00
10E105 1101 4200 00 000000	ADAMS TEXTBOOKS	1,340.00	0.00	1,339.77	0.23	0.00	0.00	99.98

Account Number	Account Level Description Account Number	2022-23 Original Budget	October 2022-23 Monthly Activity	2022-23 FYTD Activity	2022-23 Available Funds	Encumbered Amount	2021-22 FY Activity	2022-23 FYTD %
10	EDUCATIONAL FUND							
10E107 1101 4200 00 000000	JEFFERSON TEXTBOOKS	0.00	0.00	0.00	0.00	0.00	0.00	0.00
10E108 1101 4200 00 000000	LINCOLN TEXTBOOKS	0.00	0.00	0.00	0.00	0.00	0.00	0.00
10E109 1101 4200 00 000000	LONGFELLOW TEXTBOOKS	0.00	0.00	0.00	0.00	0.00	0.00	0.00
10E110 1101 4200 00 000000	WASHINGTON TEXTBOOKS	0.00	0.00	0.00	0.00	0.00	0.00	0.00
10E105 1101 5400 00 000000	ADAMS CAPITAL OUTLAY	1,000.00	535.18	535.18	-84.18	549.00	0.00	53.52
10E107 1101 5400 00 000000	JEFFERSON CAPITAL OUTLAY	1,000.00	2,050.94	2,050.94	-3,101.88	2,050.94	2,122.20	205.09
10E108 1101 5400 00 000000	LINCOLN CAPITAL OUTLAY	2,000.00	0.00	0.00	2,000.00	0.00	0.00	0.00
10E109 1101 5400 00 000000	LONGFELLOW CAPITAL OUTLAY	2,000.00	0.00	0.00	2,000.00	0.00	2,122.20	0.00
10E110 1101 5400 00 000000	WASHINGTON CAPITAL OUTLAY	1,000.00	0.00	0.00	1,000.00	0.00	0.00	0.00
10E105 1101 6400 00 000000	ADAMS DUES FEES	100.00	0.00	0.00	100.00	0.00	53.04	0.00
10E107 1101 6400 00 000000	JEFFERSON DUES FEES	100.00	0.00	0.00	100.00	0.00	0.00	0.00
10E108 1101 6400 00 000000	LINCOLN DUES FEES	100.00	0.00	0.00	100.00	0.00	0.00	0.00
10E109 1101 6400 00 000000	LONGFELLOW DUES FEES	100.00	0.00	0.00	100.00	0.00	0.00	0.00
10E110 1101 6400 00 000000	WASHINGTON DUES FEES	100.00	0.00	0.00	100.00	0.00	0.00	0.00
10E105 1101 8000 00 000000	ADAMS POST RETIRMENT	0.00	0.00	0.00	0.00	0.00	0.00	0.00
10E107 1101 8000 00 000000	JEFFERSON POST RETIRMENT	12,600.00	0.00	12,595.00	5.00	0.00	7,259.00	99.96
10E108 1101 8000 00 000000	LINCOLN POST RETIRMENT	23,900.00	0.00	23,895.00	5.00	0.00	7,712.30	99.98
10E109 1101 8000 00 000000	LONGFELLOW POST RETIREMENT	23,900.00	0.00	23,889.00	11.00	0.00	7,355.00	99.95
10E110 1101 8000 00 000000	WASHINGTON POST RETIRMENT	10,310.00	0.00	10,304.00	6.00	0.00	9,872.23	99.94
10E204 1102 1120 00 000000	JH SALARY	2,910,000.00	248,334.96	965,137.20	1,944,862.80	0.00	2,965,341.67	33.17
10E204 1102 1130 00 000000	JH TEACHER INCREMENT	40,000.00	2,239.34	7,719.72	32,280.28	0.00	21,705.48	19.30
10E204 1102 1200 00 000000	JH SUB TEACHER SALARY	60,000.00	9,287.50	15,037.50	44,962.50	0.00	55,523.75	25.06
10E204 1102 1300 00 000000	JH SALARY EXTRA	70,000.00	5,836.80	13,209.30	56,790.70	0.00	68,778.30	18.87
10E204 1102 2110 00 000000	JH TEACHER RETIREMENT	300,000.00	25,340.71	50,825.28	249,174.72	0.00	306,210.47	16.94
10E204 1102 2170 00 000000	JH TRS .58%	20,500.00	1,687.97	3,363.46	17,136.54	0.00	20,049.52	16.41
10E204 1102 2220 00 000000	JH HEALTH INSURANCE	500,000.00	43,734.18	169,934.52	330,065.48	0.00	454,005.77	33.99
10E204 1102 2250 00 000000	JH TRS HEALTH INSURANCE	60,000.00	4,482.23	8,964.35	51,035.65	0.00	54,435.66	14.94
10E204 1102 3190 00 000000	JH PURCHASED SERVICES	5,000.00	0.00	0.00	5,000.00	0.00	842.21	0.00
10E204 1102 3230 00 000000	JH EQUIPMENT MAINTENANCE/US	1,500.00	125.00	1,367.10	132.90	0.00	212.50	91.14
10E204 1102 3320 00 000000	JH TRAVEL	6,000.00	440.00	885.21	4,803.64	516.36	6,253.64	14.04
10E204 1102 3400 00 000000	JH COMMUNICATION/POSTAGE	5,000.00	0.00	486.51	4,513.49	0.00	4,309.21	9.73
10E204 1102 3600 00 000000	JH COPYING	8,000.00	2,370.90	4,376.54	3,623.46	0.00	7,846.79	54.71
10E204 1102 4100 00 000000	JH SUPPLIES	40,000.00	2,150.00	17,504.07	-54,169.95	76,665.88	49,611.40	43.76
10E204 1102 4100 00 000002	TRAUMA-INFORMED SUPPLIES	2,000.00	986.61	2,405.01	-405.01	0.00	0.00	120.25
10E204 1102 4110 00 000000	JH RE-SALE ITEMS	8,000.00	0.00	0.00	8,000.00	0.00	0.00	0.00
10E204 1102 4130 00 000000	JH VOCAL MUSIC	5,000.00	374.90	968.02	3,194.58	837.40	4,453.66	19.36
10E204 1102 4140 00 000000	JH INSTRUMENTAL MUSIC	9,000.00	1,308.59	5,659.78	3,022.22	318.00	4,202.62	62.89
10E204 1102 4200 00 000000	JH TEXTBOOKS	75,000.00	0.00	0.00	75,000.00	0.00	71,847.33	0.00

Account Number	Account Level Description Account Number	2022-23 Original Budget	October 2022-23 Monthly Activity	2022-23 FYTD Activity	2022-23 Available Funds	Encumbered Amount	2021-22 FY Activity	2022-23 FYTD %
10	EDUCATIONAL FUND							
10E204 1102 5400 00 000000	JH CAPITAL OUTLAY	2,000.00	0.00	0.00	2,000.00	0.00	955.19	0.00
10E204 1102 5400 00 000001	JH CAPITAL OUTLAY 2500+	0.00	0.00	0.00	0.00	0.00	0.00	0.00
10E204 1102 5440 00 000000	JH CAPITAL OUTLAY MUSIC	11,000.00	999.00	9,760.30	1,239.70	0.00	9,475.30	88.73
10E204 1102 6400 00 000000	JH DUES/FEES	5,000.00	0.00	50.00	4,950.00	0.00	2,561.50	1.00
10E204 1102 8000 00 000000	JH POST RETIREMENT	20,940.00	0.00	20,936.00	4.00	0.00	11,359.00	99.98
10E105 1103 1120 00 000000	HS EXT TEACHER SALARY	217,120.00	17,593.32	69,337.52	147,782.48	0.00	203,613.56	31.94
10E303 1103 1120 00 000000	HS SALARY	4,272,000.00	344,508.28	1,325,880.88	2,946,119.12	0.00	3,928,115.48	31.04
10E303 1103 1130 00 000000	HS SALARY INCREMENT	110,000.00	11,935.49	37,977.83	72,022.17	0.00	91,408.88	34.53
10E303 1103 1130 00 000001	HS 3 CIRCLE AG GRANT SALARY	7,255.00	0.00	0.00	7,255.00	0.00	7,504.93	0.00
10E303 1103 1130 00 000002	LOCAL 3 CIRCLE AG GRANT SAL	7,775.00	1,643.22	6,573.84	1,201.16	0.00	10,191.66	84.55
10E303 1103 1130 00 000003	ED CAREER GRANT STIPEND	1,000.00	0.00	1,000.00	0.00	0.00	0.00	100.00
10E105 1103 1200 00 000000	ADAMS SUB TEACHER	2,500.00	100.00	200.00	2,300.00	0.00	1,107.50	8.00
10E303 1103 1200 00 000000	HS SUB TEACHER	100,000.00	16,625.00	27,525.00	72,475.00	0.00	91,360.00	27.53
10E303 1103 1300 00 000000	HS SALARY EXTRA	40,000.00	5,572.20	21,645.50	18,354.50	0.00	37,109.40	54.11
10E105 1103 2110 00 000000	HS TRS 9.4% Adams	21,500.00	1,740.00	3,479.99	18,020.01	0.00	20,265.36	16.19
10E303 1103 2110 00 000000	HS TRS 9%	434,000.00	34,039.98	69,980.80	364,019.20	0.00	393,810.31	16.12
10E303 1103 2110 00 000001	HS 3 CIRCLE AG GRANT TRS 9%	950.00	0.00	0.00	950.00	0.00	916.76	0.00
10E303 1103 2110 00 000002	LOCAL 3 CIRCLE AG GRANT TRS	1,100.00	162.52	325.04	774.96	0.00	802.95	29.55
10E303 1103 2110 00 000003		0.00	0.00	98.90	-98.90	0.00	0.00	0.00
10E303 1103 2120 00 000000	HS IMRF	4,000.00	626.52	2,188.82	1,811.18	0.00	3,750.69	54.72
10E105 1103 2170 00 000000	HS TRS .58% Adams	1,400.00	112.83	225.67	1,174.33	0.00	1,317.71	16.12
10E303 1103 2170 00 000000	HS TRS .58%	28,000.00	2,292.09	4,654.16	23,345.84	0.00	25,893.81	16.62
10E303 1103 2170 00 000001	HS 3 CIRCLE AG GRANT .58%	65.00	0.00	0.00	65.00	0.00	59.40	0.00
10E303 1103 2170 00 000002	LOCAL 3 CIRCLE AG GR TRS .5	75.00	10.48	20.96	54.04	0.00	52.14	27.95
10E303 1103 2170 00 000003		0.00	0.00	6.38	-6.38	0.00	0.00	0.00
10E105 1103 2220 00 000000	HS EXT HEALTH INSURANCE	42,000.00	3,489.32	13,640.04	28,359.96	0.00	37,776.58	32.48
10E303 1103 2220 00 000000	HS HEALTH INSURANCE	666,100.00	56,675.62	225,001.68	441,098.32	0.00	609,766.82	33.78
10E105 1103 2250 00 000000	HS TRS Health ADAMS	4,000.00	304.19	608.38	3,391.62	0.00	3,541.95	15.21
10E303 1103 2250 00 000000	HS TRS HEALTH INSURANCE	90,000.00	6,049.34	12,338.50	77,661.50	0.00	70,303.46	13.71
10E303 1103 2250 00 000001	HS 3 CIRCLE AG GRANT TRS H.	170.00	0.00	0.00	170.00	0.00	159.98	0.00
10E303 1103 2250 00 000002	LOCAL 3 CIRCLE TRS HEALTH I	190.00	28.34	56.68	133.32	0.00	140.10	29.83
10E303 1103 2250 00 000003		0.00	0.00	17.26	-17.26	0.00	0.00	0.00
10E303 1103 3190 00 000000	HS PURCHASED SERVICES	60,000.00	3,474.00	27,771.85	30,621.80	1,606.35	45,697.88	46.29
10E303 1103 3190 00 000001	HS OTHER PURCHASED SERVICES	5,000.00	0.00	0.00	5,000.00	0.00	1,589.00	0.00
10E303 1103 3190 00 000002	HS TUITION	15,000.00	2,775.00	5,325.00	9,250.00	425.00	6,955.00	35.50
10E303 1103 3190 00 000004	AG GRANT Purchased Services	0.00	0.00	0.00	-7,212.00	7,212.00	0.00	0.00
10E303 1103 3220 00 000000	HS CLEANING SERVICES	7,000.00	0.00	1,136.00	5,864.00	0.00	4,266.75	16.23
10E303 1103 3230 00 000000	HS EQUIP MAINT/USAGE	1,500.00	0.00	0.00	0.00	1,500.00	0.00	0.00

Account Number	Account Level Description Account Number	2022-23 Original Budget	October 2022-23 Monthly Activity	2022-23 FYTD Activity	2022-23 Available Funds	Encumbered Amount	2021-22 FY Activity	2022-23 FYTD %
10	EDUCATIONAL FUND							
10E303 1103 3320 00 000000	HS TRAVEL	20,000.00	575.00	1,337.86	-20,046.20	1,602.44	7,442.68	6.69
10E303 1103 3400 00 000000	HS COMMUNICATION/POSTAGE	8,000.00	500.00	500.00	7,500.00	0.00	5,631.87	6.25
10E303 1103 3600 00 000000	HS COPIERS	12,000.00	3,557.89	5,924.94	6,075.06	0.00	9,472.06	49.37
10E303 1103 3630 00 000000	HS YEARBOOK	20,000.00	0.00	0.00	20,000.00	0.00	38,062.00	0.00
10E000 1103 4100 00 000001	DIST. CLASS/OFF FURN	35,000.00	225.99	28,733.39	-3,511.43	12,704.86	27,749.16	75.76
10E303 1103 4100 00 000000	HS SUPPLIES	120,000.00	21,974.02	58,797.09	-2,634.78	63,555.10	106,129.13	48.83
10E303 1103 4100 00 000003	MHS DR DONATION SUPPLIES	20,000.00	0.00	0.00	20,000.00	0.00	8,148.91	0.00
10E303 1103 4100 00 000004	HS AG GRANT SUPPLIES	3,000.00	0.00	0.00	3,127.00	0.00	791.47	0.00
10E303 1103 4100 00 000005	HS SUPPLIESR	8,000.00	1,695.23	1,695.23	6,304.77	0.00	8,129.30	21.19
10E303 1103 4100 00 000006	HS ED CAREER GRANT SUPPLIES	1,000.00	0.00	-67.78	1,067.78	0.00	0.00	-6.78
10E303 1103 4100 00 000009	CTE Supplies	0.00	0.00	0.00	0.00	0.00	0.00	0.00
10E303 1103 4110 00 000000	HS RE-SALE ITEMS	4,000.00	2,680.00	7,555.96	-3,555.96	0.00	4,515.21	188.90
10E303 1103 4130 00 000000	HS VOCAL MUSIC	5,500.00	0.00	1,978.58	-1,495.72	5,017.14	3,274.65	35.97
10E303 1103 4130 00 000001	MADIGRAL EXPENSE	11,300.00	1,789.55	1,940.29	6,711.02	2,648.69	3,822.36	17.17
10E303 1103 4130 00 000002	SPRING MUSICAL EXPENSE	20,100.00	3,965.00	3,965.00	18,790.86	259.10	8,802.20	17.23
10E303 1103 4140 00 000000	HS INSTRUMENTAL MUSIC	18,000.00	150.00	4,550.09	12,052.26	2,726.83	6,669.05	23.54
10E303 1103 4141 00 000000	BAND UNIFORMS	0.00	0.00	0.00	0.00	0.00	0.00	0.00
10E303 1103 4200 00 000000	HS TEXTBOOKS	45,000.00	9,091.79	24,706.83	1,046.92	19,246.25	20,378.54	54.90
10E303 1103 5400 00 000000	HS CAPITAL OUTLAY	10,000.00	0.00	581.00	7,483.77	1,935.23	1,847.00	5.81
10E303 1103 5400 00 000004	HS AG GRANT CAPITAL OUTLAY	1,000.00	0.00	0.00	1,000.00	0.00	1,635.19	0.00
10E303 1103 5440 00 000000	HS MUSIC CAPITAL OUTLAY	21,000.00	0.00	0.00	21,000.00	0.00	2,032.45	0.00
10E303 1103 5440 00 000001	HS MUSIC DONATION EQUIP	0.00	0.00	0.00	0.00	0.00	0.00	0.00
10E303 1103 6400 00 000000	HS DUES/FEES	7,000.00	480.00	480.00	6,040.00	630.00	758.00	6.71
10E303 1103 8000 00 000000	HS POST RETIREMENT	15,850.00	0.00	15,846.15	3.85	0.00	6,825.00	99.98
10E902 1250 1120 30 000000	TITLE I SALARY	83,915.00	0.00	0.00	83,915.00	0.00	10,684.12	0.00
10E902 1250 1120 30 105000	ADAMS TITLE I SALARY	0.00	0.00	9,223.24	-9,223.24	0.00	48,922.18	0.00
10E902 1250 1120 30 107000	JEFFERSON TITLE I SALARY	0.00	0.00	16,121.12	-16,121.12	0.00	83,411.58	0.00
10E902 1250 1120 30 108000	LINCOLN TITLE I SALARY	0.00	0.00	17,696.96	-17,696.96	0.00	95,709.02	0.00
10E902 1250 1120 30 109000	LONGFELLOW TITLE I SALARY	0.00	0.00	5,606.12	-5,606.12	0.00	85,109.94	0.00
10E902 1250 1120 30 110000	WASHINGTON TITLE I SALARY	0.00	0.00	35,554.06	-35,554.06	0.00	180,576.38	0.00
10E930 1250 1120 30 000000	TITLE I: SAL, TEACHER	594,000.00	300.00	300.00	593,700.00	0.00	1,053.88	0.05
10E930 1250 1120 30 105000	ADAMS TITLE I SALARY	0.00	5,158.10	10,094.03	-10,094.03	0.00	8,748.12	0.00
10E930 1250 1120 30 107000	JEFFERSON TITLE I SALARY	0.00	6,017.70	11,813.23	-11,813.23	0.00	15,546.24	0.00
10E930 1250 1120 30 108000	LINCOLN TITLE I SALARY	0.00	17,536.00	34,849.83	-34,849.83	0.00	11,291.60	0.00
10E930 1250 1120 30 109000	LONGFELLOW TITLE I SALARY	0.00	6,282.68	12,343.19	-12,343.19	0.00	14,113.52	0.00
10E930 1250 1120 30 110000	WASHINGTON TITLE I SALARY	0.00	18,859.96	37,497.77	-37,497.77	0.00	24,872.24	0.00
10E935 1250 1120 00 000004	TITLE SIP JH SALARY	0.00	0.00	0.00	0.00	0.00	0.00	0.00
10E935 1250 1120 00 000005	TITLE SIP AD SALARY	0.00	0.00	0.00	0.00	0.00	0.00	0.00

Account Number	Account Level Description Account Number	2022-23 Original Budget	October 2022-23 Monthly Activity	2022-23 FYTD Activity	2022-23 Available Funds	Encumbered Amount	2021-22 FY Activity	2022-23 FYTD %
10	EDUCATIONAL FUND							
10E960 1250 1120 30 000000	Esser II Salary	469,000.00	7,760.00	317,975.13	151,024.87	0.00	234,194.50	67.80
10E936 1250 1130 00 000004	Title SIP MJHS Stipend	0.00	0.00	0.00	0.00	0.00	0.00	0.00
10E936 1250 1130 00 000005	Title SIP Adams Stipend	0.00	0.00	0.00	0.00	0.00	0.00	0.00
10E965 1250 1130 30 000000	ESSER III CERT SALARY	568,000.00	24,325.68	45,206.00	522,794.00	0.00	54,548.50	7.96
10E960 1250 1150 30 000000	ESSER 2 SALARIES	31,000.00	0.00	30,595.00	405.00	0.00	40,370.00	98.69
10E965 1250 1150 30 000000	ESSER III SALARIES	50,000.00	0.00	0.00	50,000.00	0.00	0.00	0.00
10E940 1250 1190 30 000000	Esser Grant Salary	0.00	0.00	0.00	0.00	0.00	0.00	0.00
10E960 1250 1200 30 000000		0.00	0.00	0.00	0.00	0.00	0.00	0.00
10E930 1250 1300 30 000000	TITLE I SUMMER SCHOOL	0.00	0.00	0.00	0.00	0.00	218,426.25	0.00
10E960 1250 1300 30 000000	ESSER 2 SALARIES	2,000.00	720.00	2,565.00	-565.00	0.00	125,819.85	128.25
10E902 1250 2100 30 000000	TITLE I FEDERAL TRS	9,700.00	0.00	0.00	9,700.00	0.00	1,210.49	0.00
10E902 1250 2100 30 105000	AD TITLE I TRS	0.00	0.00	6.61	-6.61	0.00	6,581.25	0.00
10E902 1250 2100 30 107000	JE TITLE I TRS	0.00	0.00	6.61	-6.61	0.00	11,270.35	0.00
10E902 1250 2100 30 108000	LI TITILE I TRS	0.00	0.00	6.61	-6.61	0.00	12,842.08	0.00
10E902 1250 2100 30 109000	LO TITILE I TRS	0.00	0.00	6.61	-6.61	0.00	10,271.47	0.00
10E902 1250 2100 30 110000	WA TITLE I TRS	0.00	0.00	6.62	-6.62	0.00	24,480.52	0.00
10E930 1250 2100 30 000000	TITLE I: TRS BRD 10.5	68,500.00	34.58	34.58	68,465.42	0.00	37,018.36	0.05
10E930 1250 2100 30 105000	AD TITLE I TRS	0.00	594.60	1,163.59	-1,163.59	0.00	0.00	0.00
10E930 1250 2100 30 107000	JE TITLE I TRS	0.00	693.70	1,361.79	-1,361.79	0.00	0.00	0.00
10E930 1250 2100 30 108000	LI TITLE I TRS	0.00	2,021.46	4,017.31	-4,017.31	0.00	0.00	0.00
10E930 1250 2100 30 109000	LO TITILE I TRS	0.00	724.22	1,422.83	-1,422.83	0.00	-0.19	0.00
10E930 1250 2100 30 110000	WA TITLE I TRS	0.00	2,174.06	4,322.51	-4,322.51	0.00	0.00	0.00
10E935 1250 2100 00 000004	TITLE SIP FED TRS	0.00	0.00	0.00	0.00	0.00	0.00	0.00
10E935 1250 2100 00 000005	TITLE SIP FED TRS	0.00	0.00	0.00	0.00	0.00	0.00	0.00
10E960 1250 2100 30 000000	ESSER 2 FED TRS	50,000.00	977.52	29,688.78	20,311.22	0.00	44,557.03	59.38
10E965 1250 2100 30 000000	ESSER III FED TRS	71,575.00	2,804.14	4,206.21	67,368.79	0.00	6,965.51	5.88
10E902 1250 2110 30 000000	TITLE I 9% TRS	8,300.00	0.00	0.00	8,300.00	0.00	1,056.66	0.00
10E902 1250 2110 30 105000	AD TITLE I TRS	0.00	0.00	5.67	-5.67	0.00	5,745.01	0.00
10E902 1250 2110 30 107000	JE TITLE I TRS	0.00	0.00	5.67	-5.67	0.00	9,838.40	0.00
10E902 1250 2110 30 108000	LI TITLE I TRS	0.00	0.00	5.67	-5.67	0.00	11,210.42	0.00
10E902 1250 2110 30 109000	LO TITLE I TRS	0.00	0.00	5.67	-5.67	0.00	8,966.28	0.00
10E902 1250 2110 30 110000	WA TITLE I TRS	0.00	0.00	5.68	-5.68	0.00	21,369.86	0.00
10E930 1250 2110 30 000000	TITLE I: TRS BRD 9.8901%	59,000.00	29.67	29.67	58,970.33	0.00	21,653.39	0.05
10E930 1250 2110 30 105000	AD TITLE I TRS	0.00	510.14	998.31	-998.31	0.00	0.00	0.00
10E930 1250 2110 30 107000	JE TITLE I TRS	0.00	595.16	1,168.35	-1,168.35	0.00	0.00	0.00
10E930 1250 2110 30 108000	LI TITLE I TRS	0.00	1,734.32	3,446.67	-3,446.67	0.00	0.00	0.00
10E930 1250 2110 30 109000	LO TITLE I TRS	0.00	621.36	1,220.75	-1,220.75	0.00	-0.01	0.00
10E930 1250 2110 30 110000	WA TITLE I TRS	0.00	1,865.26	3,708.54	-3,708.54	0.00	0.00	0.00

Account Number	Account Level Description Account Number	2022-23 Original Budget	October 2022-23 Monthly Activity	2022-23 FYTD Activity	2022-23 Available Funds	Encumbered Amount	2021-22 FY Activity	2022-23 FYTD %
10	EDUCATIONAL FUND							
10E960 1250 2110 30 000000	ESSER 2 TRS 9%	43,000.00	838.66	26,896.27	16,103.73	0.00	38,214.47	62.55
10E965 1250 2110 30 000000	ESSER III TRS	61,800.00	2,405.84	3,608.76	58,191.24	0.00	6,202.48	5.84
10E902 1250 2120 30 000000	TITLE I IMRF	0.00	0.00	0.00	0.00	0.00	0.00	0.00
10E940 1250 2120 30 000000	Esser Grant-IMRF-Employee	0.00	0.00	0.00	0.00	0.00	0.00	0.00
10E960 1250 2120 30 000000	ESSER 2 IMRF	2,500.00	0.00	981.04	1,518.96	0.00	1,232.19	39.24
10E965 1250 2120 30 000000	ESSER III IMRF	5,115.00	0.00	0.00	5,115.00	0.00	0.00	0.00
10E940 1250 2140 30 000000	Esser Grant Medicare	0.00	0.00	0.00	0.00	0.00	0.00	0.00
10E902 1250 2170 30 000000	TITLE I .58% TRS	550.00	0.00	0.00	550.00	0.00	68.40	0.00
10E902 1250 2170 30 105000	AD TITLE I .58% TRS	0.00	0.00	0.37	-0.37	0.00	371.88	0.00
10E902 1250 2170 30 107000	JE TITLE I .58% TRS	0.00	0.00	0.37	-0.37	0.00	636.84	0.00
10E902 1250 2170 30 108000	LI TITLE I .58% TRS	0.00	0.00	0.37	-0.37	0.00	725.63	0.00
10E902 1250 2170 30 109000	LO TITLE I .58% TRS	0.00	0.00	0.37	-0.37	0.00	580.43	0.00
10E902 1250 2170 30 110000	WA TITLE I .58% TRS	0.00	0.00	0.35	-0.35	0.00	1,383.26	0.00
10E930 1250 2170 30 000000	TITLE I: TRS .58%	4,000.00	1.91	1.91	3,998.09	0.00	1,404.77	0.05
10E930 1250 2170 30 105000	AD TITLE I .58% TRS	0.00	32.92	64.42	-64.42	0.00	0.00	0.00
10E930 1250 2170 30 107000	JE TITLE I .58% TRS	0.00	38.40	75.38	-75.38	0.00	0.00	0.00
10E930 1250 2170 30 108000	LI TITLE I .58% TRS	0.00	111.92	222.41	-222.41	0.00	0.00	0.00
10E930 1250 2170 30 109000	LO TITLE I .58% TRS	0.00	40.08	78.74	-78.74	0.00	-0.18	0.00
10E930 1250 2170 30 110000	WA TITLE I .58% TRS	0.00	120.28	239.18	-239.18	0.00	0.00	0.00
10E960 1250 2170 30 000000	ESSER 2 TRS .58%	4,000.00	54.10	1,772.50	2,227.50	0.00	2,545.79	44.31
10E965 1250 2170 30 000000	ESSER III TRS .58%	1,311.00	155.20	232.80	1,078.20	0.00	404.65	17.76
10E902 1250 2220 30 000000	TITLE I HEALTH INSURANCE	15,100.00	0.00	0.00	15,100.00	0.00	0.00	0.00
10E902 1250 2220 30 105000	AD TITLE I HEALTH INS	0.00	0.00	1,381.30	-1,381.30	0.00	6,577.60	0.00
10E902 1250 2220 30 107000	JE TITLE I HEALTH INS	0.00	0.00	725.74	-725.74	0.00	3,430.80	0.00
10E902 1250 2220 30 108000	LI TITLE I HEALTH INS	0.00	0.00	5,435.36	-5,435.36	0.00	25,882.60	0.00
10E902 1250 2220 30 109000	LO TITLE I HEALTH INS	0.00	0.00	1,811.80	-1,811.80	0.00	25,019.85	0.00
10E902 1250 2220 30 110000	WA TITLE I HEALTH INS	0.00	0.00	5,730.60	-5,730.60	0.00	27,263.40	0.00
10E930 1250 2220 30 000000	TITLE I: HEALTH INSURANC	158,000.00	0.00	0.00	158,000.00	0.00	0.00	0.00
10E930 1250 2220 30 105000	AD TITLE I HEALTH INS	0.00	868.26	1,664.16	-1,664.16	0.00	1,255.72	0.00
10E930 1250 2220 30 107000	JE TITLE I HEALTH INS	0.00	522.12	971.88	-971.88	0.00	650.88	0.00
10E930 1250 2220 30 108000	LI TITLE I HEALTH INS	0.00	4,330.30	8,588.24	-8,588.24	0.00	2,902.80	0.00
10E930 1250 2220 30 109000	LO TITLE I HEALTH INS	0.00	2,432.22	4,792.04	-4,792.04	0.00	4,940.96	0.00
10E930 1250 2220 30 110000	WA TITLE I HEALTH INS	0.00	3,143.64	6,214.95	-6,214.95	0.00	1,906.60	0.00
10E940 1250 2220 30 000000	Esser Grant Health Insuranc	0.00	0.00	0.00	0.00	0.00	0.00	0.00
10E960 1250 2220 30 000000	ESSER 2 HEALTH INSURANCE	45,000.00	0.00	11,636.33	33,363.67	0.00	35,063.05	25.86
10E965 1250 2220 30 000000	ESSER 3 HEALTH INSURANCE	23,000.00	5,387.38	9,806.57	13,193.43	0.00	17,255.00	42.64
10E902 1250 2250 30 000000	TITLE I TRS HEALTH	1,500.00	0.00	0.00	1,500.00	0.00	184.34	0.00
10E902 1250 2250 30 105000	AD TITLE I TRS HEALTH	0.00	0.00	0.99	-0.99	0.00	1,002.11	0.00

Account Number	Account Level Description Account Number	2022-23 Original Budget	October 2022-23 Monthly Activity	2022-23 FYTD Activity	2022-23 Available Funds	Encumbered Amount	2021-22 FY Activity	2022-23 FYTD %
10	EDUCATIONAL FUND							
10E902 1250 2250 30 107000	JE TITLE I TRS HEALTH	0.00	0.00	0.99	-0.99	0.00	1,716.32	0.00
10E902 1250 2250 30 108000	LI TITLE I TRS HEALTH	0.00	0.00	0.99	-0.99	0.00	1,955.72	0.00
10E902 1250 2250 30 109000	LO TITLE I TRS HEALTH	0.00	0.00	0.99	-0.99	0.00	1,564.35	0.00
10E902 1250 2250 30 110000	WA TITLE I TRS HEALTH	0.00	0.00	0.99	-0.99	0.00	3,727.73	0.00
10E930 1250 2250 30 000000	TITLE I: HEALTH INS .5%	10,500.00	5.18	5.18	10,494.82	0.00	3,780.99	0.05
10E930 1250 2250 30 105000	AD TITLE I TRS HEALTH	0.00	89.00	174.17	-174.17	0.00	0.00	0.00
10E930 1250 2250 30 107000	JE TITLE I TRS HEALTH	0.00	103.84	203.85	-203.85	0.00	0.00	0.00
10E930 1250 2250 30 108000	LI TITLE I TRS HEALTH	0.00	302.54	601.25	-601.25	0.00	0.00	0.00
10E930 1250 2250 30 109000	LO TITLE I TRS HEALTH	0.00	108.39	212.95	-212.95	0.00	-0.55	0.00
10E930 1250 2250 30 110000	WA TITLE I TRS HEALTH	0.00	325.42	646.99	-646.99	0.00	0.00	0.00
10E935 1250 2250 00 000005	TITLE SIP TRS THIS	0.00	0.00	0.00	0.00	0.00	0.00	0.00
10E936 1250 2250 00 000004	JH TITLE SIP TRS HEALTH	0.00	0.00	0.00	0.00	0.00	0.00	0.00
10E960 1250 2250 30 000000	ESSER 2 TRS HEALTH	7,500.00	146.31	4,735.47	2,764.53	0.00	6,755.31	63.14
10E965 1250 2250 30 000000	ESSER III TRS THIS	11,000.00	419.68	629.52	10,370.48	0.00	1,085.67	5.72
10E902 1250 3190 30 105000	ADAMS TITLE I PURCHASE SERV	0.00	0.00	0.00	0.00	0.00	7,414.14	0.00
10E902 1250 3190 30 107000	JEFFERSON TITLE I PURCHASE	0.00	0.00	0.00	0.00	0.00	7,414.14	0.00
10E902 1250 3190 30 108000	LINCOLN TITLE I PURCHASE SE	0.00	0.00	0.00	0.00	0.00	10,081.14	0.00
10E902 1250 3190 30 109000	LONFELLOW TITLE I PURCHASE	0.00	0.00	0.00	0.00	0.00	7,414.14	0.00
10E902 1250 3190 30 110000	WASHINGTO TITLE I PURCHASE	0.00	0.00	0.00	0.00	0.00	10,081.14	0.00
10E930 1250 3190 30 000000	Title I Contractual Service	0.00	0.00	0.00	0.00	0.00	3,220.00	0.00
10E930 1250 3190 30 105000	Title 1 Contractual Service	0.00	0.00	0.00	0.00	0.00	0.00	0.00
10E930 1250 3190 30 107000	Title 1 Contractual Service	0.00	0.00	0.00	0.00	0.00	0.00	0.00
10E930 1250 3190 30 108000	Title 1 Contractual Service	0.00	0.00	0.00	0.00	0.00	0.00	0.00
10E930 1250 3190 30 109000	Title 1 Contractual Serv	0.00	0.00	0.00	0.00	0.00	0.00	0.00
10E930 1250 3190 30 110000	Title 1 Contractual Service	0.00	0.00	3,220.00	-3,220.00	0.00	0.00	0.00
10E935 1250 3190 00 000004	JH TITLE SIP PURCH SERV	0.00	0.00	0.00	0.00	0.00	5,000.00	0.00
10E935 1250 3190 00 000005	AD TITLE SIP PURCH SERV	0.00	0.00	0.00	0.00	0.00	625.00	0.00
10E936 1250 3190 00 000004	Title SIP MJHS Purchase Ser	0.00	0.00	0.00	0.00	0.00	0.00	0.00
10E936 1250 3190 00 000005	Title SIP Adams Purchase Se	0.00	0.00	0.00	0.00	0.00	0.00	0.00
10E940 1250 3190 30 000000	ESSER GRANT PURCHASED SERVI	0.00	0.00	0.00	0.00	0.00	0.00	0.00
10E951 1250 3190 00 000000	DIGITAL EQUITY GRANT: PUR S	0.00	0.00	0.00	0.00	0.00	0.00	0.00
10E952 1250 3190 00 000000	DIGITAL EQUITY-PURCHASE SER	0.00	0.00	0.00	0.00	0.00	1,979.45	0.00
10E960 1250 3190 30 000000	ESSER II PURCHASE SERVICES	76,000.00	0.00	0.00	76,000.00	0.00	93,767.00	0.00
10E965 1250 3190 30 000000	ESSER III: PURCHASE SERVICE	100,000.00	0.00	30,152.50	69,847.50	0.00	278,320.50	30.15
10E902 1250 4100 30 000000	TITLE I SUPPLIES	220,000.00	0.00	88,836.62	149,597.88	0.00	27,606.21	37.26
10E902 1250 4100 30 105000	ADAMS TITLE I SUPPLIES	0.00	0.00	0.00	0.00	0.00	4,964.97	0.00
10E902 1250 4100 30 107000	JEFFERSON TITLE I SUPPLIES	0.00	0.00	2,077.49	-4,240.88	2,163.39	7,316.41	0.00
10E902 1250 4100 30 108000	LINCOLN TITLE I SUPPLIES	0.00	1,527.98	2,316.80	-2,967.74	725.73	9,395.87	3,097.74

Account Number	Account Level Description Account Number	2022-23 Original Budget	October 2022-23 Monthly Activity	2022-23 FYTD Activity	2022-23 Available Funds	Encumbered Amount	2021-22 FY Activity	2022-23 FYTD %
10	EDUCATIONAL FUND							
10E902 1250 4100 30 109000	LONGFELLOW TITLE I SUPPLIES	0.00	60.00	774.40	-1,649.21	161.74	8,604.50	-108.60
10E902 1250 4100 30 110000	WASHINGTON TITLE I SUPPLIES	0.00	0.00	4,379.40	-3,922.60	276.53	9,945.90	597.19
10E930 1250 4100 30 000000	TITLE I: INSTRUCTIONAL MATE	45,000.00	1,275.09	1,304.07	41,616.35	1,899.76	1,770.00	2.90
10E930 1250 4100 30 105000	AD TITLE I SUPPLIES	0.00	0.00	0.00	0.00	0.00	33,458.12	0.00
10E930 1250 4100 30 107000	JE TITLE I SUPPLIES	0.00	0.00	0.00	0.00	0.00	25,523.84	0.00
10E930 1250 4100 30 108000	LI TITLE I SUPPLIES	0.00	0.00	0.00	0.00	0.00	49,225.58	0.00
10E930 1250 4100 30 109000	LO TITLE I SUPPLIES	0.00	0.00	0.00	0.00	0.00	29,911.89	0.00
10E930 1250 4100 30 110000	WA TITLE I SUPPLIES	0.00	0.00	0.00	0.00	0.00	30,378.22	0.00
10E935 1250 4100 00 000004	JH TITLE I 1003A SUPPLIES	15,000.00	0.00	0.00	15,000.00	0.00	15,146.70	0.00
10E935 1250 4100 00 000005	AD TITLE I 1003A SUPPLIES	10,000.00	0.00	0.00	10,000.00	0.00	7,513.25	0.00
10E935 1250 4100 00 000007	JE TITLE I 1003A SUPPLIES	0.00	0.00	0.00	0.00	0.00	0.00	0.00
10E936 1250 4100 00 000004	JH TITLE I SIP SUPPLIES	0.00	176.89	19,267.19	-19,708.52	150.00	6,575.01	0.00
10E936 1250 4100 00 000005	Title SIP Adams Supplies	0.00	0.00	4,707.24	-4,707.24	0.00	2,977.90	0.00
10E940 1250 4100 30 000000	ESSER GRANT SUPPLIES	0.00	0.00	8,390.00	-8,390.00	0.00	17,702.57	0.00
10E951 1250 4100 00 000000	DIGITAL EQUITY GRANT: SUPPL	0.00	0.00	0.00	0.00	0.00	0.00	0.00
10E952 1250 4100 00 000000	DIGITAL EQUITY-SUPPLIES	0.00	0.00	0.00	0.00	0.00	38,445.00	0.00
10E960 1250 4100 30 000000		65,000.00	0.00	63,432.42	1,567.58	10,237.50	64,021.42	84.31
10E965 1250 4100 30 000000	ESSER III: SUPPLIES	100,000.00	0.00	29,770.46	72,272.84	0.00	109,602.64	29.17
10E902 1250 5400 30 105000	ADAMS TITLE I CAP OUTLAY	0.00	0.00	0.00	0.00	0.00	12,000.00	0.00
10E902 1250 5400 30 107000	JEFFERSON TITLE I CAP OUTLA	0.00	0.00	0.00	0.00	0.00	12,000.00	0.00
10E902 1250 5400 30 108000	LINCOLN TITLE I CAP OUTLAY	0.00	0.00	0.00	0.00	0.00	12,000.00	0.00
10E902 1250 5400 30 109000	LONGFELLOW TITLE I CAP OUTL	0.00	0.00	0.00	0.00	0.00	12,000.00	0.00
10E902 1250 5400 30 110000	WASHINGTON TITLE I CAP OUTL	0.00	0.00	0.00	0.00	0.00	12,000.00	0.00
10E935 1250 5400 00 000004	JH TITLE I 1003A CAPITAL OU	0.00	0.00	0.00	0.00	0.00	0.00	0.00
10E935 1250 5400 00 000005	AD TITLE I 1003A CAPITAL OU	0.00	0.00	0.00	0.00	0.00	0.00	0.00
10E935 1250 5400 00 000007	JE TITLE I 1003A CAPITAL OU	0.00	0.00	0.00	0.00	0.00	0.00	0.00
10E940 1250 5400 30 000000	ESSER GRANT CAPTIAL OUTLAY	0.00	0.00	0.00	0.00	0.00	0.00	0.00
10E952 1250 5400 00 000000	DIGITAL EQUITY-CAPITAL OUTL	0.00	0.00	0.00	0.00	0.00	166,010.00	0.00
10E965 1250 5400 30 000000	ESSER III: CAPTIAL OUTLAY	15,000.00	0.00	0.00	15,000.00	0.00	53,112.42	0.00
10E000 1251 4100 00 000000	McKinney Vento Supplies	4,000.00	3,332.25	2,053.46	1,946.54	0.00	3,896.31	51.34
10E941 1251 4100 00 000000	McKinney Vento ARP Supplies	17,000.00	299.89	3,156.34	9,038.24	4,805.42	1,991.80	18.57
10E000 1400 1250 20 000000	VOC: SALARY, STUDENTS	50,000.00	5,116.08	11,254.08	38,745.92	0.00	42,998.75	22.51
10E000 1400 3190 20 000000	VOC: PURCHASED SERV	10,000.00	0.00	1,994.74	3,700.35	4,304.91	7,602.36	19.95
10E000 1400 4100 20 000000	VOC: SUPPLIES	500.00	222.71	222.71	54.58	222.71	465.89	44.54
10E000 1401 1120 21 000000	WCRVS: SPEC NDS SALARY	0.00	0.00	0.00	0.00	0.00	0.00	0.00
10E000 1401 1210 21 000000	WCRVS: STIPENDS, TUTORS	0.00	0.00	0.00	0.00	0.00	0.00	0.00
10E000 1401 2110 21 000000	WCRVS: SPC ND TRS 9.8901	0.00	0.00	0.00	0.00	0.00	0.00	0.00
10E000 1401 2170 21 000000	WCRVS: TRS .58%	0.00	0.00	0.00	0.00	0.00	0.00	0.00

Account Number	Account Level Description Account Number	2022-23 Original Budget	October 2022-23 Monthly Activity	2022-23 FYTD Activity	2022-23 Available Funds	Encumbered Amount	2021-22 FY Activity	2022-23 FYTD %
10	EDUCATIONAL FUND							
10E000 1401 2250 21 000000	WCRVS: SPEC ND HLTH .5%	0.00	0.00	0.00	0.00	0.00	0.00	0.00
10E000 1401 4100 21 000000	WCRVS: SUPPLIES - TO BE REI	0.00	0.00	0.00	0.00	0.00	0.00	0.00
10E000 1401 5400 21 000000	WCRVS CAPITAL OUTLAY	0.00	0.00	0.00	0.00	0.00	0.00	0.00
10E000 1446 4100 00 000001	BLDG TRADES - SADDLE LANE	0.00	0.00	0.00	0.00	0.00	0.00	0.00
10E000 1446 4100 00 000002	Bldg Trades - BRIDLE LANE	0.00	0.00	0.00	0.00	0.00	0.00	0.00
10E000 1446 4100 00 000003	Bldg Trades-Old Creal Sprin	60,000.00	48.11	8,749.88	40,568.89	11,723.25	67,704.71	14.33
10E000 1500 1120 00 000000	ATHLETIC SALARY	20,000.00	844.42	3,323.36	16,676.64	0.00	9,770.76	16.62
10E204 1500 1120 20 000000	JH BOYS BASKETBALL SALARY	8,500.00	709.50	2,805.72	5,694.28	0.00	7,883.32	33.01
10E204 1500 1120 21 000000	JH BASEBALL SALARY	6,500.00	501.04	2,006.80	4,493.20	0.00	5,856.04	30.87
10E204 1500 1120 22 000000	JH SOFTBALL SALARY	7,000.00	1,580.84	3,709.32	3,290.68	0.00	5,740.76	52.99
10E204 1500 1120 23 000000	JH VOLLEYBALL SALARY	6,000.00	0.00	539.28	5,460.72	0.00	5,690.60	8.99
10E204 1500 1120 24 000000	JH CHEERLEADING SALARY	3,200.00	473.00	946.00	2,254.00	0.00	2,773.56	29.56
10E204 1500 1120 25 000000	JH DANCE/POM SALARY	6,500.00	315.34	630.68	5,869.32	0.00	3,325.60	9.70
10E204 1500 1120 26 000000	JH BOYS TRACK SALARY	6,000.00	501.02	1,981.72	4,018.28	0.00	5,705.80	33.03
10E204 1500 1120 27 000000	JH CROSS COUNTRY SALARY	6,500.00	560.16	2,198.88	4,301.12	0.00	6,296.48	33.83
10E204 1500 1120 40 000000	JH GIRLS BASKETBALL SALARY	9,000.00	315.34	1,247.00	7,753.00	0.00	8,231.24	13.86
10E204 1500 1120 41 000000	JH GIRLS TRACK SALARY	6,000.00	216.80	433.60	5,566.40	0.00	3,691.32	7.23
10E204 1500 1120 42 000000	JH CROSS COUNTRY SALARY	0.00	0.00	0.00	0.00	0.00	0.00	0.00
10E303 1500 1120 01 000000	HS FOOTBALL SALARY	40,000.00	8,282.34	20,049.24	19,950.76	0.00	36,268.58	50.12
10E303 1500 1120 02 000000	HS BOYS CROSS COUNTRY SALAR	4,800.00	0.00	0.00	4,800.00	0.00	769.76	0.00
10E303 1500 1120 03 000000	HS BOYS TENNIS SALARY	4,800.00	402.50	1,583.76	3,216.24	0.00	4,655.20	33.00
10E303 1500 1120 04 000000	HS BOYS SOCCER SALARY	8,300.00	4,079.62	8,159.24	140.76	0.00	7,973.80	98.30
10E303 1500 1120 05 000000	HS BOYS TRACK SALARY	17,000.00	2,365.00	3,547.50	13,452.50	0.00	15,734.32	20.87
10E303 1500 1120 06 000000	HS WRESTLING SALARY	9,500.00	0.00	0.00	9,500.00	0.00	8,792.64	0.00
10E303 1500 1120 07 000000	HS BASEBALL SALARY	12,000.00	167.52	1,006.56	10,993.44	0.00	10,239.22	8.39
10E303 1500 1120 08 000000	HS SOFTBALL SALARY	10,000.00	698.12	2,902.04	7,097.96	0.00	9,546.35	29.02
10E303 1500 1120 09 000000	HS FISHING SALARY	3,200.00	236.50	935.24	2,264.76	0.00	2,763.04	29.23
10E303 1500 1120 10 000000	HS BOWLING SALARY	3,000.00	394.16	1,292.56	1,707.44	0.00	2,269.08	43.09
10E303 1500 1120 11 000000	HS VOLLEYBALL SALARY	16,000.00	5,813.94	11,612.64	4,387.36	0.00	14,966.10	72.58
10E303 1500 1120 12 000000	HS BOYS GOLF SALARY	5,100.00	406.66	1,608.72	3,491.28	0.00	4,755.08	31.54
10E303 1500 1120 13 000000	HS CHEERLEADER SALARY	8,000.00	1,340.18	2,680.36	5,319.64	0.00	7,858.32	33.50
10E303 1500 1120 14 000000	HS DANCE/POM SALARY	8,000.00	1,077.86	3,149.32	4,850.68	0.00	7,626.60	39.37
10E303 1500 1120 15 000000	HS BOYS BASKETBALL SALARY	25,000.00	2,053.84	7,803.08	17,196.92	0.00	23,056.40	31.21
10E303 1500 1120 31 000000	HS GIRLS BASKETBALL SALARY	16,000.00	0.00	654.84	15,345.16	0.00	11,132.44	4.09
10E303 1500 1120 32 000000	HS GIRLS CROSS COUNTRY SALA	8,500.00	406.66	1,608.72	6,891.28	0.00	7,836.76	18.93
10E303 1500 1120 33 000000	HS GIRLS TRACK SALARY	17,000.00	522.28	2,296.48	14,703.52	0.00	16,591.50	13.51
10E303 1500 1120 34 000000	HS GIRLS BASKETBALL SALARY	5,000.00	398.34	1,567.08	3,432.92	0.00	4,605.08	31.34
10E303 1500 1120 35 000000	HS GIRLS TENNIS SALARY	5,000.00	406.66	1,600.40	3,399.60	0.00	4,705.16	32.01

Account Number	Account Level Description Account Number	2022-23 Original Budget	October 2022-23 Monthly Activity	2022-23 FYTD Activity	2022-23 Available Funds	Encumbered Amount	2021-22 FY Activity	2022-23 FYTD %
10	EDUCATIONAL FUND							
10E303 1500 1120 36 000000	HS GIRLS SOCCER SALARY	9,000.00	0.00	0.00	9,000.00	0.00	7,973.82	0.00
10E000 1500 1150 00 000000	ATHLETIC SEC	27,500.00	3,033.45	9,720.79	17,779.21	0.00	25,902.24	35.35
10E000 1500 1150 00 000001	Athletic Workers Salary	35,000.00	5,515.00	10,222.40	24,777.60	0.00	29,350.00	29.21
10E204 1500 2100 20 000000		0.00	0.00	0.00	0.00	0.00	523.69	0.00
10E303 1500 2100 06 000000		0.00	0.00	0.00	0.00	0.00	0.00	0.00
10E000 1500 2110 00 000000	ATHL: TRS 9%	1,800.00	83.52	167.04	1,632.96	0.00	916.52	9.28
10E000 1500 2110 00 000001	ATHL: TRS 9%	1,400.00	164.18	277.93	1,122.07	0.00	808.52	19.85
10E204 1500 2110 20 000000	JH BOYS BASKETBALL TRS 9%	1,000.00	70.16	140.32	859.68	0.00	822.94	14.03
10E204 1500 2110 21 000000	JH BOYS BASEBALL TRS 9%	700.00	49.56	99.11	600.89	0.00	620.17	14.16
10E204 1500 2110 22 000000	JH SOFTBALL TRS 9%	400.00	27.70	55.40	344.60	0.00	324.95	13.85
10E204 1500 2110 23 000000	JH VOLLEYBALL TRS 9%	400.00	0.00	0.00	400.00	0.00	320.12	0.00
10E204 1500 2110 24 000000	JH CHEERLEADING TRS 9%	300.00	0.00	0.00	300.00	0.00	0.00	0.00
10E204 1500 2110 25 000000	JH DANCE/POM TRS 9%	500.00	0.00	0.00	500.00	0.00	0.00	0.00
10E204 1500 2110 26 000000	JH BOYS TRACK TRS 9%	650.00	49.54	99.08	550.92	0.00	581.48	15.24
10E204 1500 2110 27 000000	JH BOYS CROSS COUNTRY TRS 9	750.00	55.40	110.80	639.20	0.00	639.88	14.77
10E204 1500 2110 40 000000	JH GIRLS BASKETBALL TRS 9%	1,000.00	31.19	62.37	937.63	0.00	365.75	6.24
10E204 1500 2110 41 000000	JH GIRLS TRACK TRS 9%	500.00	21.44	42.88	457.12	0.00	0.00	8.58
10E204 1500 2110 42 000000	JH GIRLS CROSS COUNTRY TRS	0.00	0.00	0.00	0.00	0.00	0.00	0.00
10E303 1500 2110 01 000000	FOOTBALL TRS 9%	2,300.00	146.14	292.28	2,007.72	0.00	1,656.97	12.71
10E303 1500 2110 02 000000	HS BOYS CROSS COUNTRY TRS 9	500.00	0.00	0.00	500.00	0.00	0.00	0.00
10E303 1500 2110 03 000000	HS BOYS TENNIS TRS 9%	500.00	39.80	79.60	420.40	0.00	462.10	15.92
10E303 1500 2110 05 000000	HS BOYS TRACK TRS 9%	1,000.00	0.00	0.00	1,000.00	0.00	-0.05	0.00
10E303 1500 2110 06 000000		200.00	0.00	0.00	200.00	0.00	0.00	0.00
10E303 1500 2110 07 000000	HS BASEBALL TRS 9%	1,000.00	16.56	33.12	966.88	0.00	398.44	3.31
10E303 1500 2110 08 000000	HS SOFTBALL TRS 9%	1,000.00	69.06	138.12	861.88	0.00	752.12	13.81
10E303 1500 2110 09 000000	HS FISHING TRS 9%	325.00	23.40	46.80	278.20	0.00	274.32	14.40
10E303 1500 2110 10 000000		325.00	38.98	77.96	247.04	0.00	274.33	23.99
10E303 1500 2110 11 000000	HS VOLLEYBALL TRS 9%	1,100.00	33.14	66.27	1,033.73	0.00	388.57	6.02
10E303 1500 2110 12 000000	HS BOYS GOLF TRS 9%	550.00	40.22	80.44	469.56	0.00	472.06	14.63
10E303 1500 2110 13 000000	CHEERLEADER TRS 9%	300.00	0.00	0.00	300.00	0.00	0.00	0.00
10E303 1500 2110 14 000000	HS DANCE/POM PON TRS 9%	1,000.00	106.61	176.17	823.83	0.00	811.70	17.62
10E303 1500 2110 15 000000	HS BOYS BASKETBALL TRS 9%	1,900.00	203.13	406.26	1,493.74	0.00	1,794.46	21.38
10E303 1500 2110 31 000000	HS GIRLS BASKETBALL TRS 9%	1,100.00	0.00	0.00	1,100.00	0.00	388.57	0.00
10E303 1500 2110 32 000000	HS GIRLS CROSS COUNTRY TRS	600.00	40.22	80.44	519.56	0.00	472.03	13.41
10E303 1500 2110 33 000000	HS GIRLS TRACK TRS 9%	900.00	51.66	103.32	796.68	0.00	605.72	11.48
10E303 1500 2110 34 000000	HS GIRLS GOLF TRS 9%	550.00	39.40	78.80	471.20	0.00	457.19	14.33
10E303 1500 2110 35 000000	HS GIRLS TENNIS TRS 9%	500.00	40.22	80.44	419.56	0.00	467.13	16.09
10E303 1500 2110 36 000000	HS GIRLS SOCCER TRS 9%	100.00	0.00	0.00	100.00	0.00	0.00	0.00

Account Number	Account Level Description Account Number	2022-23 Original Budget	October 2022-23 Monthly Activity	2022-23 FYTD Activity	2022-23 Available Funds	Encumbered Amount	2021-22 FY Activity	2022-23 FYTD %
10	EDUCATIONAL FUND							
10E000 1500 2120 00 000000	ATHL: IMRF	3,500.00	142.94	458.05	3,041.95	0.00	1,220.59	13.09
10E000 1500 2120 00 000001	ATHL: IMRF	500.00	59.36	109.08	390.92	0.00	265.06	21.82
10E303 1500 2120 01 000000	FOOTBALL IMRF	500.00	0.00	0.00	500.00	0.00	464.06	0.00
10E303 1500 2120 05 000000		0.00	111.44	167.16	-167.16	0.00	0.00	0.00
10E303 1500 2120 06 000000	HS WRESTLING IMRF	100.00	0.00	0.00	100.00	0.00	0.00	0.00
10E303 1500 2120 15 000000	HS BOYS BASKETBALL IMRF	200.00	0.00	0.00	200.00	0.00	189.16	0.00
10E303 1500 2120 31 000000	HS GIRLS BASKETBALL IMRF	200.00	0.00	0.00	200.00	0.00	185.12	0.00
10E303 1500 2120 32 000000		200.00	0.00	0.00	200.00	0.00	145.20	0.00
10E303 1500 2120 33 000000	HS GIRLS TRACK IMRF	300.00	0.00	0.00	300.00	0.00	0.00	0.00
10E000 1500 2170 00 000000	ATHL: TRS .58%	150.00	5.38	10.76	139.24	0.00	59.21	7.17
10E000 1500 2170 00 000001	ATHL: TRS .58%	100.00	10.58	18.88	81.12	0.00	52.37	18.88
10E204 1500 2170 20 000000	JH BOYS BASKETBALL TRS .58%	100.00	4.54	9.08	90.92	0.00	53.26	9.08
10E204 1500 2170 21 000000	JH BASEBALL TRS .58%	50.00	3.20	6.39	43.61	0.00	40.19	12.78
10E204 1500 2170 22 000000	JH SOFTBALL TRS .58%	50.00	1.80	3.60	46.40	0.00	20.93	7.20
10E204 1500 2170 23 000000	JH VOLLEYBALL TRS .58%	50.00	0.00	0.00	50.00	0.00	20.85	0.00
10E204 1500 2170 24 000000	JH CHEERLEADING TRS .58%	50.00	0.00	0.00	50.00	0.00	0.00	0.00
10E204 1500 2170 25 000000	JH DANCE/POM PON TRS .58%	50.00	0.00	0.00	50.00	0.00	0.00	0.00
10E204 1500 2170 26 000000	JH BOYS TRACK TRS .58%	50.00	3.22	6.44	43.56	0.00	37.86	12.88
10E204 1500 2170 27 000000	JH BOYS CROSS COUNTRY TRS .	50.00	3.56	7.12	42.88	0.00	41.32	14.24
10E204 1500 2170 40 000000	JH GIRLS BASKETBALL TRS .58	50.00	2.02	4.04	45.96	0.00	23.74	8.08
10E204 1500 2170 41 000000	JH GIRLS TRACK TRS .58%	50.00	1.38	2.76	47.24	0.00	0.00	5.52
10E204 1500 2170 42 000000	JH GIRLS CR COUNTRY TRS .58	0.00	0.00	0.00	0.00	0.00	0.00	0.00
10E303 1500 2170 01 000000	HS FOOTBALL TRS .58%	200.00	9.46	18.92	181.08	0.00	107.35	9.46
10E303 1500 2170 02 000000	HS BOYS CROSS COUNTRY TRS .	50.00	0.00	0.00	50.00	0.00	0.00	0.00
10E303 1500 2170 03 000000	HS BOYS TENNIS TRS .58%	50.00	2.56	5.12	44.88	0.00	29.98	10.24
10E303 1500 2170 05 000000	HS BOYS TRACK TRS .58%	100.00	0.00	0.00	100.00	0.00	-0.01	0.00
10E303 1500 2170 06 000000	HS WRESTLING TRS .58%	50.00	0.00	0.00	50.00	0.00	9.69	0.00
10E303 1500 2170 07 000000	HS BASEBALL TRS .58%	100.00	1.06	2.12	97.88	0.00	25.72	2.12
10E303 1500 2170 08 000000	HS SOFTBALL TRS .58%	100.00	4.44	8.88	91.12	0.00	48.72	8.88
10E303 1500 2170 09 000000	HS FISHING TRS .58%	50.00	1.50	3.00	47.00	0.00	17.76	6.00
10E303 1500 2170 10 000000		50.00	2.52	5.03	44.97	0.00	17.80	10.06
10E303 1500 2170 11 000000	HS VOLLEYBALL TRS .58%	100.00	2.14	4.28	95.72	0.00	25.19	4.28
10E303 1500 2170 12 000000	HS BOYS GOLF TRS .58%	50.00	2.58	5.16	44.84	0.00	30.49	10.32
10E303 1500 2170 13 000000	CHEERLEADING TRS .58%	50.00	0.00	0.00	50.00	0.00	0.00	0.00
10E303 1500 2170 14 000000	HS DANCE/POM TRS .58%	75.00	6.86	11.33	63.67	0.00	52.56	15.11
10E303 1500 2170 15 000000	HS BOYS BASKETBALL TRS .58%	125.00	13.13	26.26	98.74	0.00	116.15	21.01
10E303 1500 2170 31 000000	HS GIRLS BASKETBALL TRS .58	100.00	0.00	0.00	100.00	0.00	25.19	0.00
10E303 1500 2170 32 000000	HS GIRLS CROSS COUNTRY TRS	50.00	2.60	5.20	44.80	0.00	30.51	10.40

Account Number	Account Level Description Account Number	2022-23 Original Budget	October 2022-23 Monthly Activity	2022-23 FYTD Activity	2022-23 Available Funds	Encumbered Amount	2021-22 FY Activity	2022-23 FYTD %
10	EDUCATIONAL FUND							
10E303 1500 2170 33 000000	HS GIRLS TRACK TRS .58%	100.00	3.34	6.68	93.32	0.00	39.14	6.68
10E303 1500 2170 34 000000	HS GIRLS GOLF TRS .58%	50.00	2.54	5.08	44.92	0.00	29.53	10.16
10E303 1500 2170 35 000000	HS GIRLS TENNIS TRS .58%	50.00	2.60	5.20	44.80	0.00	30.22	10.40
10E303 1500 2170 36 000000	HS GIRLS SOCCER TRS .58%	50.00	0.00	0.00	50.00	0.00	0.00	0.00
10E000 1500 2250 00 000000	ATHL: HEALTH INS .5% CON	400.00	14.56	29.12	370.88	0.00	159.71	7.28
10E000 1500 2250 00 000001	ATHL: HEAL.INS. .5%	300.00	28.64	49.58	250.42	0.00	141.06	16.53
10E204 1500 2250 20 000000	JH BOYS BASKETBALL TRS HEAL	150.00	12.24	24.48	125.52	0.00	143.52	16.32
10E204 1500 2250 21 000000	JH BASEBALL TRS HEALTH INS	150.00	8.64	17.28	132.72	0.00	108.12	11.52
10E204 1500 2250 22 000000	JH SOFTBALL TRS HEALTH INS	100.00	4.82	9.64	90.36	0.00	56.65	9.64
10E204 1500 2250 23 000000	JH VOLLEYBALL TRS HEALTH IN	100.00	0.00	0.00	100.00	0.00	55.71	0.00
10E204 1500 2250 24 000000	JH CHEERLEADING TRS HEALTH	100.00	0.00	0.00	100.00	0.00	0.00	0.00
10E204 1500 2250 25 000000	JH DANCE/POM PON TRS HEALTH	100.00	0.00	0.00	100.00	0.00	0.00	0.00
10E204 1500 2250 26 000000	JH BOYS TRACK TRS HEALTH IN	150.00	8.64	17.28	132.72	0.00	101.31	11.52
10E204 1500 2250 27 000000	JH BOYS CROSS COUNTRY TRS H	200.00	9.68	19.36	180.64	0.00	111.80	9.68
10E204 1500 2250 40 000000	JH GIRLS BASKETBALL TRS HEA	200.00	5.44	10.88	189.12	0.00	63.82	5.44
10E204 1500 2250 41 000000	JH GIRLS TRACK TRS HEALTH I	150.00	3.74	7.48	142.52	0.00	0.00	4.99
10E204 1500 2250 42 000000	JH GIRLS CR CO TRS HEALTH I	0.00	0.00	0.00	0.00	0.00	0.00	0.00
10E303 1500 2250 01 000000	HS FOOTBALL TRS HEALTH INS	550.00	25.52	51.04	498.96	0.00	288.95	9.28
10E303 1500 2250 02 000000	HS BOYS CROSS COUNTRY TRS H	150.00	0.00	0.00	150.00	0.00	0.00	0.00
10E303 1500 2250 03 000000	HS BOYS TENNIS TRS HEALTH I	150.00	6.94	13.88	136.12	0.00	80.64	9.25
10E303 1500 2250 05 000000	HS BOYS TRACK TRS HEALTH IN	250.00	0.00	0.00	250.00	0.00	-0.03	0.00
10E303 1500 2250 06 000000		50.00	0.00	0.00	50.00	0.00	11.20	0.00
10E303 1500 2250 07 000000	HS BASEBALL TRS HEALTH INS	250.00	2.90	5.80	244.20	0.00	69.54	2.32
10E303 1500 2250 08 000000	HS SOFTBALL TRS HEALTH INS	250.00	12.03	24.07	225.93	0.00	131.19	9.63
10E303 1500 2250 09 000000	HS FISHING TRS HEALTH	100.00	4.08	8.16	91.84	0.00	47.79	8.16
10E303 1500 2250 10 000000		100.00	6.80	13.60	86.40	0.00	47.76	13.60
10E303 1500 2250 11 000000	HS VOLLEYBALL TRS HEATLH IN	300.00	5.78	11.56	288.44	0.00	67.70	3.85
10E303 1500 2250 12 000000	HS BOYS GOLF TRS HEALTH INS	200.00	7.02	14.04	185.96	0.00	82.32	7.02
10E303 1500 2250 13 000000	CHEERLEADING TRS HEALTH INS	100.00	0.00	0.00	100.00	0.00	0.00	0.00
10E303 1500 2250 14 000000	HS DANCE/POM TRS HEALTH INS	150.00	18.60	30.74	119.26	0.00	141.60	20.49
10E303 1500 2250 15 000000	HS BOYS BASKETBALL TRS HEAL	400.00	35.44	70.88	329.12	0.00	312.81	17.72
10E303 1500 2250 31 000000	HS GIRLS BASKETBALL TRS HEA	250.00	0.00	0.00	250.00	0.00	67.70	0.00
10E303 1500 2250 32 000000	HS GIRLS CC TRS HEALTH INS	150.00	7.02	14.04	135.96	0.00	82.32	9.36
10E303 1500 2250 33 000000	HS GIRLS TRACK TRS HEALTH I	250.00	9.02	18.04	231.96	0.00	105.66	7.22
10E303 1500 2250 34 000000	HS GIRLS GOLF TRS HEALTH IN	150.00	6.88	13.76	136.24	0.00	79.69	9.17
10E303 1500 2250 35 000000	HS GIRLS TENNIS TRS HEALTH	150.00	7.02	14.04	135.96	0.00	81.39	9.36
10E303 1500 2250 36 000000	HS GIRLS SOCCER TRS HEATLH	50.00	0.00	0.00	50.00	0.00	0.00	0.00
10E303 1500 3120 00 000000	IHSA - CONTRACTUAL	15,000.00	0.00	0.00	15,000.00	0.00	5,024.10	0.00

Account Number	Account Level Description Account Number	2022-23 Original Budget	October 2022-23 Monthly Activity	2022-23 FYTD Activity	2022-23 Available Funds	Encumbered Amount	2021-22 FY Activity	2022-23 FYTD %
10	EDUCATIONAL FUND							
10E303 1500 3120 01 000000	IHSA FOOTBALL CONTRACTUAL	500.00	0.00	0.00	500.00	0.00	0.00	0.00
10E303 1500 3120 04 000000	IHSA HS BOYS SOCCER CONTRAC	500.00	0.00	0.00	500.00	0.00	0.00	0.00
10E303 1500 3120 10 000000	IHSA BOWLING CONTRACTUAL	0.00	0.00	0.00	0.00	0.00	0.00	0.00
10E000 1500 3190 00 000000	ATHLETIC PURCHASED SERVICES	20,000.00	0.00	12,558.40	7,361.60	80.00	7,389.35	62.79
10E000 1500 3190 03 000000	HS BOYS TENNIS OFFICIALS	0.00	0.00	0.00	0.00	0.00	0.00	0.00
10E000 1500 3190 04 000000	HS BOYS SOCCER OFFICIALS	2,500.00	2,470.00	2,470.00	30.00	0.00	2,370.00	98.80
10E000 1500 3190 05 000000	HS BOYS TRACK OFFICIALS	500.00	0.00	0.00	500.00	0.00	0.00	0.00
10E000 1500 3190 06 000000	WRESTLING OFFICIALS	1,800.00	0.00	0.00	1,800.00	0.00	1,370.00	0.00
10E000 1500 3190 07 000000	BASEBALL OFFICIALS	4,000.00	0.00	0.00	2,815.00	0.00	3,495.00	0.00
10E000 1500 3190 08 000000	SOFTBALL OFFICIALS	3,000.00	0.00	0.00	2,675.00	0.00	2,095.00	0.00
10E000 1500 3190 11 000000	VOLLEYBALL OFFICIALS	3,000.00	1,200.00	1,200.00	1,800.00	0.00	1,670.00	40.00
10E000 1500 3190 15 000000	HS BOYS BASKEBALL OFFICIALS	6,000.00	0.00	0.00	6,000.00	0.00	6,825.00	0.00
10E000 1500 3190 20 000000	JH BOYS BASKETBALL OFFICIAL	2,500.00	0.00	0.00	2,500.00	0.00	2,444.97	0.00
10E000 1500 3190 21 000000	JH BASEBALL OFFICIALS	1,600.00	0.00	889.97	110.03	600.00	1,535.50	55.62
10E000 1500 3190 22 000000	JH SOFTBALL OFFICIALS	2,000.00	1,490.00	1,639.99	360.01	0.00	1,690.00	82.00
10E000 1500 3190 23 000000	JH VOLLEYBALL OFFICIALS	1,500.00	0.00	0.00	1,500.00	0.00	1,200.00	0.00
10E000 1500 3190 26 000000	JH BOYS TRACK OFFICIALS	1,200.00	0.00	0.00	1,200.00	0.00	1,045.00	0.00
10E000 1500 3190 27 000000	JH BOYS CROSS COUNTRY OFFIC	200.00	0.00	0.00	200.00	0.00	0.00	0.00
10E000 1500 3190 31 000000	HS GIRLS BASKETBALL OFFICIA	5,000.00	0.00	0.00	5,000.00	0.00	3,935.00	0.00
10E000 1500 3190 32 000000	HS GIRLS CROSS COUNTRY OFFI	100.00	47.50	47.50	52.50	0.00	0.00	47.50
10E000 1500 3190 33 000000	HS GIRLS TRACK OFFICIALS	300.00	0.00	0.00	300.00	0.00	0.00	0.00
10E000 1500 3190 36 000000	HS GIRLS SOCCER OFFICIALS	3,000.00	0.00	0.00	2,415.00	0.00	1,560.00	0.00
10E000 1500 3190 40 000000	JH GIRLS BASKETBALL OFFICIA	1,600.00	0.00	0.00	1,600.00	0.00	1,334.70	0.00
10E000 1500 3190 41 000000	JH GIRLS TRACK OFFICIALS	0.00	0.00	0.00	0.00	0.00	0.00	0.00
10E303 1500 3190 01 000000	HS FOOTBALL OFFICIALS	3,800.00	2,500.00	2,500.00	1,300.00	0.00	3,495.00	65.79
10E303 1500 3190 02 000000	HS BOYS CROSS COUNTRY OFFIC	300.00	47.50	47.50	252.50	0.00	75.00	15.83
10E000 1500 3230 00 000000	ATHL: REPAIR OF EQUIP	5,000.00	0.00	0.00	3,470.00	1,530.00	3,292.50	0.00
10E000 1500 3230 01 000000	FOOTBALL REPAIR OF EQUIP	6,000.00	0.00	0.00	6,000.00	0.00	0.00	0.00
10E000 1500 3320 00 000000	ATHL: TRAVEL	2,000.00	331.20	331.20	1,668.80	0.00	982.80	16.56
10E000 1500 3320 01 000000	FOOTBALL TRAVEL	1,000.00	0.00	0.00	1,000.00	0.00	190.82	0.00
10E000 1500 3320 02 000000	HS BOYS CROSS COUNTRY TRAVE	2,000.00	650.52	650.52	1,349.48	0.00	2,297.07	32.53
10E000 1500 3320 03 000000	HS BOYS TENNIS TRAVEL	1,000.00	0.00	0.00	1,000.00	0.00	0.00	0.00
10E000 1500 3320 04 000000	HS BOYS SOCCER TRAVEL	0.00	0.00	0.00	0.00	0.00	0.00	0.00
10E000 1500 3320 05 000000	HS BOYS TRACK TRAVEL	1,700.00	0.00	0.00	860.00	0.00	1,654.56	0.00
10E000 1500 3320 06 000000	WRESTLING TRAVEL	6,000.00	0.00	0.00	6,000.00	0.00	5,205.17	0.00
10E000 1500 3320 10 000000	BOWLING TRAVEL	600.00	0.00	0.00	600.00	0.00	388.89	0.00
10E000 1500 3320 11 000000	VOLLEYBALL TRAVEL	0.00	0.00	0.00	0.00	0.00	0.00	0.00
10E000 1500 3320 12 000000	HS BOYS GOLF TRAVEL	1,000.00	487.82	540.97	459.03	0.00	291.18	54.10

Account Number	Account Level Description Account Number	2022-23 Original Budget	October 2022-23 Monthly Activity	2022-23 FYTD Activity	2022-23 Available Funds	Encumbered Amount	2021-22 FY Activity	2022-23 FYTD %
10	EDUCATIONAL FUND							
10E000 1500 3320 14 000000	DANCE/POM PON TRAVEL	3,000.00	0.00	0.00	3,000.00	0.00	3,081.18	0.00
10E000 1500 3320 15 000000	HS BOYS BASKETBALL TRAVEL	1,000.00	0.00	0.00	1,000.00	0.00	917.56	0.00
10E000 1500 3320 20 000000	JH BOYS BASKETBALL TRAVEL	0.00	0.00	0.00	0.00	0.00	0.00	0.00
10E000 1500 3320 23 000000	JH VOLLEYBALL TRAVEL	0.00	0.00	0.00	0.00	0.00	0.00	0.00
10E000 1500 3320 24 000000	JH CHEERLEADING TRAVEL	100.00	0.00	0.00	100.00	0.00	0.00	0.00
10E000 1500 3320 25 000000	JH DANCE/POM PON TRAVEL	0.00	0.00	0.00	0.00	0.00	0.00	0.00
10E000 1500 3320 27 000000	JH BOYS CROSS COUNTRY TRAVE	0.00	0.00	0.00	0.00	0.00	0.00	0.00
10E000 1500 3320 31 000000	HS GIRLS BASKETBALL TRAVEL	0.00	0.00	0.00	0.00	0.00	0.00	0.00
10E000 1500 3320 32 000000	HS GIRLS CROSS COUNTRY TRAV	100.00	0.00	0.00	-10.88	110.88	40.00	0.00
10E000 1500 3320 33 000000	HS GIRLS TRACK TRAVEL	2,000.00	0.00	0.00	1,250.00	0.00	1,630.56	0.00
10E000 1500 3320 34 000000	HS GIRLS GOLF TRAVEL	4,000.00	949.25	987.21	3,012.79	0.00	3,583.93	24.68
10E000 1500 3320 35 000000	HS GIRLS TENNIS TRAVEL	2,000.00	200.00	878.66	961.89	159.45	998.03	43.93
10E000 1500 3320 36 000000	HS GIRLS SOCCER TRAVEL	0.00	0.00	0.00	0.00	0.00	0.00	0.00
10E303 1500 3320 08 000000	MHS Softball Travel	1,200.00	0.00	0.00	1,200.00	0.00	1,140.00	0.00
10E000 1500 3600 00 000000	ATHL: PRINTING	1,500.00	1,632.50	1,632.50	-132.50	0.00	1,178.95	108.83
10E000 1500 3600 01 000000	FOOTBALL PRINTING	3,000.00	0.00	0.00	3,000.00	0.00	2,341.20	0.00
10E000 1500 4100 00 000000	ATHL: SUPPLIES	13,000.00	0.00	844.62	12,155.38	71.14	7,836.07	6.46
10E000 1500 4100 01 000000	FOOTBALL SUPPLIES	15,000.00	1,214.50	7,504.76	77.54	7,417.70	9,384.52	50.03
10E000 1500 4100 02 000000	HS BOYS CROSS COUNTRY SUPPL	1,000.00	0.00	257.50	742.50	0.00	0.00	25.75
10E000 1500 4100 03 000000	HS BOYS TENNIS SUPPLIES	1,000.00	0.00	0.00	1,000.00	0.00	1,253.00	0.00
10E000 1500 4100 04 000000	HS BOYS SOCCER SUPPLIES	5,000.00	0.00	6,711.00	-1,711.00	0.00	3,954.50	134.22
10E000 1500 4100 05 000000	HS BOYS TRACK SUPPLIES	3,000.00	0.00	0.00	3,000.00	0.00	6,010.50	0.00
10E000 1500 4100 06 000000	WRESTLING SUPPLIES	2,000.00	1,058.49	1,058.49	941.51	0.00	1,162.54	52.92
10E000 1500 4100 07 000000	BASEBALL SUPPLIES	5,000.00	0.00	0.00	3,847.00	1,153.00	5,134.59	0.00
10E000 1500 4100 08 000000	SOFTBALL SUPPLIES	2,000.00	0.00	0.00	2,000.00	0.00	302.00	0.00
10E000 1500 4100 09 000000	FISHING SUPPLIES	100.00	0.00	0.00	100.00	0.00	0.00	0.00
10E000 1500 4100 10 000000	BOWLING SUPPLIES	500.00	0.00	0.00	500.00	0.00	1,317.48	0.00
10E000 1500 4100 11 000000	VOLLEYBALL SUPPLIES	4,000.00	96.00	96.00	3,544.00	360.00	503.90	2.40
10E000 1500 4100 12 000000	HS BOYS GOLF SUPPLIES	1,000.00	0.00	300.00	325.15	374.85	0.00	30.00
10E000 1500 4100 13 000000	CHEERLEADING SUPPLIES	3,000.00	0.00	0.00	3,000.00	0.00	575.00	0.00
10E000 1500 4100 14 000000	DANCE/POM PON SUPPLIES	2,500.00	0.00	0.00	2,500.00	0.00	499.50	0.00
10E000 1500 4100 15 000000	HS BOYS BASKETBALL SUPPLIES	6,000.00	791.00	1,456.00	4,544.00	0.00	8,650.00	24.27
10E000 1500 4100 20 000000	JH BOYS BASKETBALL SUPPLIES	3,500.00	514.90	514.90	2,985.10	0.00	3,240.00	14.71
10E000 1500 4100 21 000000	JH BASEBALL SUPPLIES	2,000.00	0.00	1,492.51	507.49	0.00	2,378.06	74.63
10E000 1500 4100 22 000000	JH SOFTBALL SUPPLIES	2,000.00	0.00	1,978.05	21.95	0.00	1,542.66	98.90
10E000 1500 4100 23 000000	JH VOLLEYBALL SUPPLIES	1,000.00	0.00	0.00	1,000.00	0.00	1,280.00	0.00
10E000 1500 4100 24 000000	JH CHEERLEADING SUPPLIES	100.00	4,698.10	4,698.10	-4,598.10	0.00	0.00	4,698.10
10E000 1500 4100 25 000000	JH DANCE/POM PON SUPPLIES	1,500.00	0.00	0.00	1,500.00	0.00	-2,939.99	0.00

Account Number	Account Level Description Account Number	2022-23 Original Budget	October 2022-23 Monthly Activity	2022-23 FYTD Activity	2022-23 Available Funds	Encumbered Amount	2021-22 FY Activity	2022-23 FYTD %
10	EDUCATIONAL FUND							
10E000 1500 4100 26 000000	JH BOYS TRACK SUPPLIES	1,200.00	0.00	0.00	1,200.00	0.00	1,184.40	0.00
10E000 1500 4100 27 000000	JH BOYS CROSS COUNTRY SUPPL	200.00	0.00	0.00	200.00	0.00	0.00	0.00
10E000 1500 4100 31 000000	HS GIRLS BASKETBALL SUPPLIE	5,000.00	2,057.00	2,057.00	2,943.00	0.00	6,342.51	41.14
10E000 1500 4100 32 000000	HS GIRLS CROSS COUNTRY SUPP	1,000.00	0.00	115.50	884.50	0.00	250.00	11.55
10E000 1500 4100 33 000000	HS GIRLS TRACK SUPPLIES	2,500.00	0.00	136.00	2,364.00	0.00	2,023.14	5.44
10E000 1500 4100 34 000000	HS GIRLS GOLF SUPPLIES	1,000.00	0.00	372.40	627.60	0.00	943.35	37.24
10E000 1500 4100 35 000000	HS GIRLS TENNIS SUPPLIES	1,000.00	0.00	575.01	-410.01	835.00	874.57	57.50
10E000 1500 4100 36 000000	HS GIRLS SOCCER SUPPLIES	3,000.00	0.00	1,649.50	1,350.50	0.00	219.95	54.98
10E000 1500 4100 40 000000	JH GIRLS BASKETBALL SUPPLIE	3,000.00	0.00	0.00	100.00	2,900.00	640.00	0.00
10E000 1500 4100 41 000000	JH GIRLS TRACK SUPPLIES	1,500.00	0.00	0.00	1,500.00	0.00	1,232.13	0.00
10E000 1500 4100 42 000000	JH GIRLS CROSS COUNTRY SUPP	200.00	0.00	121.00	79.00	0.00	0.00	60.50
10E000 1500 4110 00 000000	ATHL: AWARDS	9,500.00	0.00	0.00	9,500.00	0.00	724.25	0.00
10E000 1500 4110 01 000000	FOOTBALL AWARDS	400.00	0.00	0.00	400.00	0.00	240.00	0.00
10E000 1500 4110 02 000000	HS BOYS CROSS COUNTRY AWARD	200.00	0.00	0.00	200.00	0.00	154.00	0.00
10E000 1500 4110 03 000000	HS BOYS TENNIS AWARDS	300.00	0.00	0.00	300.00	0.00	308.00	0.00
10E000 1500 4110 04 000000	HS BOYS SOCCER AWARDS	200.00	0.00	0.00	200.00	0.00	106.00	0.00
10E000 1500 4110 05 000000	HS BOYS TRACK AWARDS	200.00	0.00	0.00	200.00	0.00	56.00	0.00
10E000 1500 4110 06 000000	WRESTLING AWARDS	200.00	0.00	0.00	200.00	0.00	202.00	0.00
10E000 1500 4110 07 000000	BASEBALL AWARDS	200.00	0.00	70.00	130.00	0.00	120.00	35.00
10E000 1500 4110 08 000000	SOFTBALL AWARDS	150.00	70.00	70.00	80.00	0.00	132.00	46.67
10E000 1500 4110 09 000000	FISHING AWARDS	100.00	0.00	70.00	30.00	0.00	116.00	70.00
10E000 1500 4110 10 000000	BOWLING AWARDS	200.00	0.00	0.00	200.00	0.00	168.00	0.00
10E000 1500 4110 11 000000	VOLLEYBALL AWARDS	250.00	0.00	0.00	250.00	0.00	106.00	0.00
10E000 1500 4110 12 000000	HS BOYS GOLF AWARDS	100.00	0.00	0.00	100.00	0.00	74.00	0.00
10E000 1500 4110 13 000000	CHEERLEADING AWARDS	250.00	0.00	0.00	250.00	0.00	118.00	0.00
10E000 1500 4110 14 000000	DANCE/POM PON AWARDS	200.00	0.00	0.00	200.00	0.00	36.00	0.00
10E000 1500 4110 15 000000	HS BOYS BASKETBALL AWARDS	200.00	0.00	0.00	200.00	0.00	188.00	0.00
10E000 1500 4110 20 000000	JH BOYS BASKETBALL AWARDS	200.00	0.00	0.00	200.00	0.00	199.97	0.00
10E000 1500 4110 21 000000	JH BASEBALL AWARDS	200.00	0.00	0.00	200.00	0.00	189.24	0.00
10E000 1500 4110 22 000000	JH SOFTBALL AWARDS	200.00	0.00	0.00	200.00	0.00	66.00	0.00
10E000 1500 4110 23 000000	JH VOLLEYBALL AAWARDS	200.00	0.00	0.00	200.00	0.00	0.00	0.00
10E000 1500 4110 24 000000	JH CHEERLEADING AWARDS	200.00	0.00	0.00	200.00	0.00	85.00	0.00
10E000 1500 4110 25 000000	JH DANCE/POM PON AWARDS	300.00	0.00	0.00	300.00	0.00	141.79	0.00
10E000 1500 4110 26 000000	JH BOYS TRACK AWARDS	500.00	0.00	0.00	500.00	0.00	0.00	0.00
10E000 1500 4110 27 000000	JH BOYS CROSS COUNTRY AWARD	600.00	0.00	0.00	600.00	0.00	463.85	0.00
10E000 1500 4110 31 000000	HS GIRLS BASKETBALL AWARDS	100.00	0.00	0.00	100.00	0.00	70.00	0.00
10E000 1500 4110 32 000000	HS GIRLS CROSS COUNTRY AWAR	100.00	0.00	0.00	100.00	0.00	38.50	0.00
10E000 1500 4110 33 000000	HS GIRLS TRACK AWARDS	150.00	0.00	70.00	80.00	0.00	142.00	46.67

Account Number	Account Level Description Account Number	2022-23 Original Budget	October 2022-23 Monthly Activity	2022-23 FYTD Activity	2022-23 Available Funds	Encumbered Amount	2021-22 FY Activity	2022-23 FYTD %
10	EDUCATIONAL FUND							
10E000 1500 4110 34 000000	HS GIRLS GOLF AWARDS	250.00	0.00	0.00	250.00	0.00	246.00	0.00
10E000 1500 4110 35 000000	HS GIRLS TENNIS AWARDS	300.00	0.00	0.00	300.00	0.00	90.00	0.00
10E000 1500 4110 36 000000	HS GIRLS SOCCER AWARDS	250.00	0.00	0.00	250.00	0.00	130.00	0.00
10E000 1500 4110 37 000000	HS COLOR GUARD AWARDS	0.00	0.00	0.00	0.00	0.00	0.00	0.00
10E000 1500 4110 40 000000	JH GIRLS BASKETBALL AWARDS	200.00	0.00	0.00	200.00	0.00	230.00	0.00
10E000 1500 4110 42 000000	JH GIRLS CROSS COUNTRY AWAR	300.00	0.00	0.00	300.00	0.00	0.00	0.00
10E000 1500 4120 01 000000	FOOTBALL MEALS	1,000.00	371.22	371.22	257.56	371.22	1,088.10	37.12
10E000 1500 4120 02 000000	HS BOYS CROSS COUNTRY MEALS	1,500.00	352.00	352.00	1,148.00	0.00	1,650.00	23.47
10E000 1500 4120 03 000000	HS BOYS TENNIS MEALS	500.00	0.00	0.00	500.00	0.00	0.00	0.00
10E000 1500 4120 04 000000	HS BOYS SOCCER MEALS	500.00	0.00	0.00	500.00	0.00	330.74	0.00
10E000 1500 4120 05 000000	HS BOYS TRACK AWARDS/MEALS	1,500.00	0.00	240.00	-258.00	0.00	1,757.00	-1,333.33
10E000 1500 4120 06 000000	WRESTLING AWARDS/MEALS	3,200.00	0.00	0.00	3,200.00	0.00	2,728.35	0.00
10E000 1500 4120 07 000000	BASEBALL AWARDS/MEALS	200.00	0.00	0.00	200.00	0.00	0.00	0.00
10E000 1500 4120 08 000000	SOFTBALL AWARDS/MEALS	500.00	120.00	120.00	380.00	0.00	823.00	24.00
10E000 1500 4120 09 000000	FISHING AWARDS/MEALS	100.00	0.00	120.00	-20.00	0.00	0.00	120.00
10E000 1500 4120 10 000000	BOWLING AWARDS/MEALS	500.00	0.00	0.00	500.00	0.00	548.73	0.00
10E000 1500 4120 11 000000	VOLLEYBALL AWARDS/MEALS	400.00	0.00	0.00	400.00	0.00	165.00	0.00
10E000 1500 4120 12 000000	HS BOYS GOLF AWARDS/MEALS	400.00	167.00	167.00	233.00	0.00	282.11	41.75
10E000 1500 4120 13 000000	CHEERLEADING AWARDS/MEALS	300.00	99.25	99.25	-8.50	99.25	248.54	52.24
10E000 1500 4120 14 000000	DANCE/POM PON AWARDS/MEALS	1,000.00	0.00	0.00	1,000.00	0.00	1,586.00	0.00
10E000 1500 4120 15 000000	HS BOYS BASKETBALL AWARDS/M	1,000.00	0.00	0.00	1,000.00	0.00	819.00	0.00
10E000 1500 4120 20 000000	JH BOYS BASKETBALL AWARDS/M	250.00	0.00	0.00	250.00	0.00	44.00	0.00
10E000 1500 4120 21 000000	JH BASEBALL AWARDS/MEALS	0.00	0.00	0.00	-99.80	99.80	0.00	0.00
10E000 1500 4120 22 000000	JH SOFTBALL AWARDS/MEALS	150.00	0.00	0.00	150.00	0.00	125.00	0.00
10E000 1500 4120 23 000000	JH VOLLEYBALL AAWARDS/MEALS	200.00	0.00	0.00	200.00	0.00	116.73	0.00
10E000 1500 4120 26 000000	JH BOYS TRACK AWARDS/MEALS	500.00	0.00	109.97	390.03	0.00	419.39	21.99
10E000 1500 4120 31 000000	HS GIRLS BASKETBALL AWARDS/	200.00	0.00	0.00	200.00	0.00	135.00	0.00
10E000 1500 4120 32 000000	HS GIRLS CROSS COUNTRY AWAR	200.00	0.00	0.00	200.00	0.00	25.00	0.00
10E000 1500 4120 33 000000	HS GIRLS TRACK AWARDS/MEALS	1,000.00	0.00	155.00	-235.00	0.00	1,580.11	-193.75
10E000 1500 4120 34 000000	HS GIRLS GOLF AWARDS/MEALS	1,200.00	176.00	176.00	1,024.00	0.00	1,148.00	14.67
10E000 1500 4120 35 000000	HS GIRLS TENNIS AWARDS/MEAL	800.00	360.00	360.00	440.00	0.00	449.45	45.00
10E000 1500 4120 40 000000	JH GIRLS BASKETBALL AWARDS/	200.00	0.00	0.00	200.00	0.00	0.00	0.00
10E303 1500 4120 36 000000	HS GIRLS SOCCER MEALS	200.00	0.00	0.00	200.00	0.00	0.00	0.00
10E000 1500 5400 00 000000	ATHL: CAP OUT	10,000.00	1,564.00	2,888.90	578.10	6,533.00	0.00	28.89
10E000 1500 5400 02 000000	BOYS CROSS COUNTRY CAP OUTL	600.00	0.00	0.00	600.00	0.00	0.00	0.00
10E000 1500 5400 04 000000	HS BOYS SOCCER CAPITAL OUTL	0.00	0.00	0.00	0.00	0.00	0.00	0.00
10E000 1500 5400 05 000000	HS BOYS TRACK CAPITAL OUTLA	3,000.00	0.00	0.00	3,000.00	0.00	21,520.00	0.00
10E000 1500 5400 06 000000	WRESTLING CAPITAL OUTLAY	0.00	0.00	0.00	0.00	0.00	0.00	0.00

Account Number	Account Level Description Account Number	2022-23 Original Budget	October 2022-23 Monthly Activity	2022-23 FYTD Activity	2022-23 Available Funds	Encumbered Amount	2021-22 FY Activity	2022-23 FYTD %
10	EDUCATIONAL FUND							
10E000 1500 5400 07 000000	BASEBALL CAPITAL OUTLAY	1,500.00	0.00	0.00	1,500.00	0.00	0.00	0.00
10E000 1500 5400 08 000000	SOFTBALL CAPITAL OUTLAY	2,200.00	0.00	0.00	2,200.00	0.00	2,050.00	0.00
10E000 1500 5400 10 000000	BOWLING CAPITAL OUTLAY	0.00	0.00	0.00	0.00	0.00	0.00	0.00
10E000 1500 5400 11 000000	VOLLEYBALL CAPITAL OUTLAY	1,000.00	0.00	0.00	1,000.00	0.00	627.00	0.00
10E000 1500 5400 26 000000	JH BOYS TRACK CAPITAL OUTLA	0.00	0.00	0.00	0.00	0.00	0.00	0.00
10E000 1500 5400 32 000000	GIRLS CROSS COUNTRY CAP OUT	0.00	0.00	0.00	0.00	0.00	0.00	0.00
10E000 1500 5400 33 000000	HS GIRLS TRACK CAPTIAL OUTL	600.00	0.00	0.00	600.00	0.00	550.00	0.00
10E000 1500 5400 41 000000	JH GIRLS TRACK CAPITAL OUTL	0.00	0.00	0.00	0.00	0.00	0.00	0.00
10E000 1500 5400 42 000000	JH GIRLS CROSS COUNTRY CAPI	0.00	0.00	0.00	0.00	0.00	0.00	0.00
10E000 1500 6400 00 000000	ATHL: DUES/FEES	6,000.00	2,705.00	2,705.00	3,255.00	40.00	6,064.99	45.08
10E000 1500 6400 01 000000	FOOTBALL DUES/FEES	700.00	65.00	65.00	635.00	0.00	150.00	9.29
10E000 1500 6400 02 000000	HS BOYS CROSS COUNTRY DUES/	1,000.00	461.25	461.25	538.75	0.00	967.50	46.13
10E000 1500 6400 03 000000	HS BOYS TENNIS DUES/FEES	200.00	0.00	0.00	200.00	0.00	0.00	0.00
10E000 1500 6400 04 000000	HS BOYS SOCCER DUES/FEES	400.00	521.00	521.00	-121.00	0.00	50.00	130.25
10E000 1500 6400 05 000000	HS BOYS TRACK DUES/FEES	1,000.00	0.00	0.00	950.00	0.00	985.00	0.00
10E000 1500 6400 06 000000	WRESTLING DUES/FEES	1,000.00	0.00	0.00	867.25	0.00	1,117.75	0.00
10E000 1500 6400 07 000000	BASEBALL DUES/FEES	100.00	0.00	0.00	100.00	0.00	70.00	0.00
10E000 1500 6400 08 000000	SOFTBALL DUES/FEES	300.00	0.00	0.00	300.00	0.00	125.00	0.00
10E000 1500 6400 09 000000	FISHING DUES/FEES	500.00	0.00	0.00	500.00	0.00	300.00	0.00
10E000 1500 6400 10 000000	BOWLING DUES/FEES	1,200.00	0.00	0.00	1,200.00	0.00	870.00	0.00
10E000 1500 6400 11 000000	VOLLEYBALL DUES/FEES	800.00	800.00	800.00	0.00	0.00	500.00	100.00
10E000 1500 6400 12 000000	HS BOYS GOLF DUES/FEES	4,000.00	1,144.00	1,144.00	2,856.00	0.00	1,422.83	28.60
10E000 1500 6400 14 000000	DANCE/POM PON DUES AND FEES	300.00	0.00	0.00	-150.00	0.00	300.00	0.00
10E000 1500 6400 15 000000	HS BOYS BASKETBALL DUES/FEE	600.00	0.00	0.00	600.00	0.00	570.00	0.00
10E000 1500 6400 20 000000	JH BOYS BASKETBALL DUES/FEE	150.00	0.00	0.00	150.00	0.00	150.00	0.00
10E000 1500 6400 21 000000	JH BASEBALL DUES/FEES	150.00	0.00	0.00	20.00	130.00	0.00	0.00
10E000 1500 6400 23 000000	JH VOLLEYBALL DUES/FEES	400.00	0.00	0.00	400.00	0.00	225.00	0.00
10E000 1500 6400 25 000000	JH DANCE/POM POM DUES/FEES	300.00	300.00	300.00	0.00	0.00	150.00	100.00
10E000 1500 6400 26 000000	JH BOYS TRACK DUES/FEES	300.00	0.00	0.00	300.00	0.00	239.80	0.00
10E000 1500 6400 27 000000	JH BOYS CROSS COUNTRY DUES/	400.00	0.00	0.00	-29.00	429.00	307.23	0.00
10E000 1500 6400 31 000000	HS GIRLS BASKETBALL DUES/FE	550.00	0.00	0.00	550.00	0.00	525.00	0.00
10E000 1500 6400 32 000000	HS GIRLS CROSS COUNTRY DUES	800.00	220.00	220.00	580.00	0.00	612.50	27.50
10E000 1500 6400 33 000000	HS GIRLS TRACK DUES/FEES	1,500.00	0.00	0.00	1,500.00	0.00	1,365.00	0.00
10E000 1500 6400 34 000000	HS GIRLS GOLF DUES/FEES	3,000.00	808.00	808.00	2,192.00	0.00	2,057.00	26.93
10E000 1500 6400 35 000000	HS GIRLS TENNIS DUES/FEES	150.00	85.00	85.00	65.00	0.00	85.00	56.67
10E000 1500 6400 36 000000	HS GIRLS SOCCER DUES/FEES	600.00	0.00	0.00	600.00	0.00	590.00	0.00
10E000 1500 6400 40 000000	JH GIRLS BASKETBALL DUES/FE	200.00	0.00	0.00	200.00	0.00	100.00	0.00
10E000 1500 6400 41 000000	JH GIRLS TRACK DUES/FEES	0.00	0.00	0.00	0.00	0.00	0.00	0.00

Account Number	Account Level Description Account Number	2022-23 Original Budget	October 2022-23 Monthly Activity	2022-23 FYTD Activity	2022-23 Available Funds	Encumbered Amount	2021-22 FY Activity	2022-23 FYTD %
10	EDUCATIONAL FUND							
10E000 1500 6400 42 000000	JH GIRLS CROSS COUNTRY DUES	0.00	0.00	0.00	0.00	0.00	0.00	0.00
10E303 1500 6400 13 000000	HS CHEERLEADING DUE/FEES	0.00	0.00	0.00	0.00	0.00	0.00	0.00
10E000 1501 1120 00 000000	ADAMS: ATHL: COACHES	65,000.00	4,257.04	9,775.03	55,224.97	0.00	50,891.01	15.04
10E000 1501 2100 00 000000	ADAMS TRS EMPR.	0.00	0.00	0.00	0.00	0.00	0.00	0.00
10E000 1501 2110 00 000000	ADAMS: ATHL: TRS 9%	2,000.00	157.88	315.76	1,684.24	0.00	1,531.50	15.79
10E000 1501 2120 00 000000	ADAMS: ATHL: IMRF	550.00	21.36	31.58	518.42	0.00	424.75	5.74
10E000 1501 2130 00 000000	ADAMS: ATHL: FICA	0.00	0.00	0.00	0.00	0.00	0.00	0.00
10E000 1501 2140 00 000000	ADAMS: ATHL: MEDICARE	0.00	0.00	0.00	0.00	0.00	0.00	0.00
10E000 1501 2170 00 000000	ADAMS: ATHL: TRS .58%	150.00	10.18	20.36	129.64	0.00	99.29	13.57
10E000 1501 2250 00 000000	ADAMS: ATHL: TRS INS	300.00	27.54	55.08	244.92	0.00	267.20	18.36
10E000 1501 3190 00 000000	ADAMS: ATHL: OFFICIALS	6,000.00	590.00	759.58	5,240.42	0.00	3,003.65	12.66
10E105 1501 3190 43 000000	Adams Softball Officials	0.00	0.00	0.00	0.00	0.00	0.00	0.00
10E105 1501 3190 44 000000	Adams Baseball Officials	0.00	0.00	0.00	0.00	0.00	0.00	0.00
10E105 1501 3190 45 000000	Adams Girls CC Officials	0.00	0.00	0.00	0.00	0.00	0.00	0.00
10E105 1501 3190 46 000000	Adams Boys CC Officials	0.00	0.00	0.00	0.00	0.00	0.00	0.00
10E105 1501 3190 47 000000	Adams Volleyball Officials	0.00	0.00	0.00	0.00	0.00	0.00	0.00
10E105 1501 3190 48 000000	Adams Boys BBall Officials	0.00	0.00	0.00	0.00	0.00	0.00	0.00
10E105 1501 3190 49 000000	Adams Girls BBall Officials	0.00	0.00	0.00	0.00	0.00	0.00	0.00
10E105 1501 3190 50 000000	Adams Boys Track Officials	0.00	0.00	0.00	0.00	0.00	0.00	0.00
10E105 1501 3190 51 000000	Adams Girls Track Officials	0.00	0.00	0.00	0.00	0.00	0.00	0.00
10E105 1501 3320 43 000000	Adams Softball Travel	0.00	0.00	0.00	0.00	0.00	0.00	0.00
10E105 1501 3320 44 000000	Adams Baseball Travel	0.00	0.00	0.00	0.00	0.00	0.00	0.00
10E105 1501 3320 45 000000	Adams Girls CC Travel	0.00	0.00	0.00	0.00	0.00	0.00	0.00
10E105 1501 3320 46 000000	Adams Boys CC Travel	0.00	0.00	0.00	0.00	0.00	0.00	0.00
10E105 1501 3320 47 000000	Adams Volleyball Travel	0.00	0.00	0.00	0.00	0.00	0.00	0.00
10E105 1501 3320 48 000000	Adams Boys BBALL Travel	0.00	0.00	0.00	0.00	0.00	0.00	0.00
10E105 1501 3320 49 000000	Adams Girls BBALL Travel	0.00	0.00	0.00	0.00	0.00	0.00	0.00
10E105 1501 3320 50 000000	Adams Boys Track Travel	0.00	0.00	0.00	0.00	0.00	0.00	0.00
10E105 1501 3320 51 000000	Adams Girls Track Travel	0.00	0.00	0.00	0.00	0.00	0.00	0.00
10E105 1501 3320 52 000000	Adams Cheer Travel	0.00	0.00	0.00	0.00	0.00	0.00	0.00
10E000 1501 4100 00 000000	ADAMS: ATHL: SUPPLIES	25,000.00	0.00	242.81	24,757.19	0.00	469.57	0.97
10E105 1501 4100 43 000000	Adams Softball General Supp	0.00	0.00	1,860.00	-1,860.00	0.00	0.00	0.00
10E105 1501 4100 44 000000	Adams Baseball General Supp	0.00	0.00	2,135.90	-2,135.90	0.00	0.00	0.00
10E105 1501 4100 45 000000	Adams Girls CC General Supp	0.00	0.00	0.00	0.00	0.00	0.00	0.00
10E105 1501 4100 46 000000	Adams Boys CC General Suppl	0.00	182.50	892.50	-892.50	0.00	0.00	0.00
10E105 1501 4100 47 000000	Adams Volleyball General Su	0.00	0.00	300.00	-300.00	0.00	0.00	0.00
10E105 1501 4100 48 000000	Adams Boys BBALL General Su	0.00	0.00	0.00	-419.00	419.00	0.00	0.00
10E105 1501 4100 49 000000	Adams Girls BBALL General S	0.00	0.00	0.00	-587.20	587.20	0.00	0.00

Account Number	Account Level Description Account Number	2022-23 Original Budget	October 2022-23 Monthly Activity	2022-23 FYTD Activity	2022-23 Available Funds	Encumbered Amount	2021-22 FY Activity	2022-23 FYTD %
10	EDUCATIONAL FUND							
10E105 1501 4100 50 000000	Adams Boys Track General Su	0.00	0.00	1,775.00	-1,775.00	0.00	0.00	0.00
10E105 1501 4100 51 000000	Adams Girls Track General S	0.00	0.00	1,725.00	-1,725.00	0.00	0.00	0.00
10E105 1501 4100 52 000000	Adams Cheer General Supply	0.00	0.00	0.00	-4,998.45	4,998.45	0.00	0.00
10E105 1501 4120 43 000000	Adams Softball Awards/Meals	0.00	0.00	0.00	0.00	0.00	0.00	0.00
10E105 1501 4120 44 000000	Adams Baseball Awards/Meals	0.00	0.00	0.00	0.00	0.00	0.00	0.00
10E105 1501 4120 45 000000	Adams Girls CC Meals/Awards	0.00	0.00	0.00	0.00	0.00	0.00	0.00
10E105 1501 4120 46 000000	Adams Boys CC Meals/Awards	0.00	0.00	0.00	0.00	0.00	0.00	0.00
10E105 1501 4120 47 000000	Adams Volleyball Awards/Mea	0.00	0.00	0.00	0.00	0.00	0.00	0.00
10E105 1501 4120 48 000000	Adams Boys BBALL Awards/Mea	0.00	0.00	0.00	0.00	0.00	0.00	0.00
10E105 1501 4120 49 000000	Adams Girls BBALL Awards/Me	0.00	0.00	0.00	0.00	0.00	0.00	0.00
10E105 1501 4120 50 000000	Adams Boys Track Awards/Mea	0.00	0.00	0.00	0.00	0.00	0.00	0.00
10E105 1501 4120 51 000000	Adams Girls Track Awards/Me	0.00	0.00	0.00	0.00	0.00	0.00	0.00
10E105 1501 4120 52 000000	Adams Cheer Awards/Meals	0.00	0.00	0.00	0.00	0.00	0.00	0.00
10E105 1501 5400 43 000000	Adams Softball Capital Outl	0.00	0.00	0.00	0.00	0.00	0.00	0.00
10E105 1501 5400 44 000000	Adams Baseball Capital Outl	0.00	0.00	0.00	0.00	0.00	0.00	0.00
10E105 1501 5400 45 000000	Adams Girls CC Capital Outl	0.00	0.00	0.00	0.00	0.00	0.00	0.00
10E105 1501 5400 46 000000	Adams Boys CC Capital Outla	0.00	0.00	0.00	0.00	0.00	0.00	0.00
10E105 1501 5400 47 000000	Adams Volleyball Capital Ou	0.00	0.00	3,650.00	-3,650.00	0.00	0.00	0.00
10E105 1501 5400 48 000000	Adams Boys BBALL Capital Ou	0.00	0.00	0.00	0.00	0.00	0.00	0.00
10E105 1501 5400 49 000000	Adams Girls BBALL Capital O	0.00	0.00	0.00	0.00	0.00	0.00	0.00
10E105 1501 5400 50 000000	Adams Boys Track Capital Ou	0.00	0.00	0.00	0.00	0.00	0.00	0.00
10E105 1501 5400 51 000000	Adams Girls Track Capital O	0.00	0.00	0.00	0.00	0.00	0.00	0.00
10E105 1501 5400 52 000000	Adams Cheer Capital Outlay	0.00	0.00	0.00	0.00	0.00	0.00	0.00
10E000 1501 6400 00 000000	ADAMS: ATHL: DUES/FEES	2,000.00	484.94	1,834.94	165.06	0.00	1,608.97	91.75
10E105 1501 6400 43 000000	Adams Softball Dues/Fees	0.00	0.00	0.00	0.00	0.00	0.00	0.00
10E105 1501 6400 44 000000	Adams Baseball Dues/Fees	0.00	0.00	0.00	0.00	0.00	0.00	0.00
10E105 1501 6400 45 000000	Adams Girls CC Dues/Fees	0.00	0.00	0.00	0.00	0.00	0.00	0.00
10E105 1501 6400 46 000000	Adams Boys CC Dues/Fees	0.00	0.00	0.00	0.00	0.00	0.00	0.00
10E105 1501 6400 47 000000	Adams Volleyball Dues/Fees	0.00	0.00	0.00	0.00	0.00	0.00	0.00
10E105 1501 6400 48 000000	Adams Boys BBALL Dues/Fees	0.00	0.00	0.00	0.00	0.00	0.00	0.00
10E105 1501 6400 49 000000	Adams Girls BBALL Dues/Fees	0.00	0.00	0.00	0.00	0.00	0.00	0.00
10E105 1501 6400 50 000000	Adams Boys Track Dues/Fees	0.00	0.00	0.00	0.00	0.00	0.00	0.00
10E105 1501 6400 51 000000	Adams Girls Track Dues/Fees	0.00	0.00	0.00	0.00	0.00	0.00	0.00
10E105 1501 6400 52 000000	Adams Cheer Dues/Fees	0.00	0.00	0.00	0.00	0.00	0.00	0.00
10E000 1600 1120 00 000002	JH SUM SCH SALARY: TEACHER	0.00	0.00	0.00	0.00	0.00	0.00	0.00
10E000 1600 1120 00 000003	HS SUM SCH SALARY: TEACH	0.00	0.00	0.00	0.00	0.00	0.00	0.00
10E000 1600 2110 00 000002	JH SUMMER SCHHOL TRS 9%	0.00	0.00	0.00	0.00	0.00	0.00	0.00
10E000 1600 2110 00 000003	HS SUMMER SCHOOL TRS 9%	0.00	0.00	0.00	0.00	0.00	0.00	0.00

Account Number	Account Level Description Account Number	2022-23 Original Budget	October 2022-23 Monthly Activity	2022-23 FYTD Activity	2022-23 Available Funds	Encumbered Amount	2021-22 FY Activity	2022-23 FYTD %
10	EDUCATIONAL FUND							
10E000 1600 2170 00 000002	JH SUMMER SCHOOL TRS .58%	0.00	0.00	0.00	0.00	0.00	0.00	0.00
10E000 1600 2170 00 000003	HS SUMMER SCHOOL TRS .58%	0.00	0.00	0.00	0.00	0.00	0.00	0.00
10E000 1600 2250 00 000002	JH SUMMER SCHOOL TRS HEALTH	0.00	0.00	0.00	0.00	0.00	0.00	0.00
10E000 1600 2250 00 000003	HS SUMMER SCHOOL TRS HEALTH	0.00	0.00	0.00	0.00	0.00	0.00	0.00
10E941 2110 1120 00 000000	MCKINNEY VENTO GRANT SALARY	52,500.00	4,200.00	10,500.00	42,000.00	0.00	0.00	20.00
10E941 2110 2100 00 000000	MCKINNEY VENTO GRANT FED TR	6,100.00	0.00	0.00	6,100.00	0.00	0.00	0.00
10E941 2110 2110 00 000000	MCKINNEY VENTO GRANT TRS	5,200.00	415.38	1,038.45	4,161.55	0.00	0.00	19.97
10E941 2110 2170 00 000000	MCKINNEY VENTO GRANT TRS .5	340.00	26.80	67.00	273.00	0.00	0.00	19.71
10E941 2110 2220 00 000000		0.00	723.54	2,170.62	-2,170.62	0.00	0.00	0.00
10E941 2110 2250 00 000000	MCKINNEY VENTO GRANT TRS TH	910.00	72.46	181.15	728.85	0.00	0.00	19.91
10E105 2122 1120 00 000000	ADAMS PUPIL SERV SALARY	74,660.00	6,221.66	24,534.16	50,125.84	0.00	72,151.72	32.86
10E107 2122 1120 00 000000	JEFFERSON PUPIL SERV SALARY	0.00	0.00	0.00	0.00	0.00	0.00	0.00
10E108 2122 1120 00 000000	LINCOLN PUP SERV SALARY	69,500.00	5,788.34	22,809.20	46,690.80	0.00	67,026.76	32.82
10E109 2122 1120 00 000000	LONGFELLOW PUPIL SERV SALAR	0.00	0.00	0.00	0.00	0.00	0.00	0.00
10E110 2122 1120 00 000000	WASHINGTON PUPIL SERV SALAR	0.00	0.00	0.00	0.00	0.00	0.00	0.00
10E204 2122 1120 00 000000	JH PUPIL SERV SALARY	128,100.00	10,673.34	41,641.68	86,458.32	0.00	121,103.32	32.51
10E303 2122 1120 00 000000	HS PUPIL SERV SALARY	405,000.00	29,185.08	115,285.96	289,714.04	0.00	338,958.68	28.47
10E902 2122 1120 30 000000	TITLE I SALARY	13,300.00	0.00	0.00	13,300.00	0.00	0.00	0.00
10E902 2122 1120 30 105000	ADAMS TITLE I SALARY	0.00	0.00	1,221.08	-1,221.08	0.00	6,105.39	0.00
10E902 2122 1120 30 107000	JEFFERSON TITLE I SALARY	0.00	0.00	1,221.08	-1,221.08	0.00	6,105.39	0.00
10E902 2122 1120 30 108000	LINCOLN TITLE I SALARY	0.00	0.00	1,221.08	-1,221.08	0.00	6,105.39	0.00
10E902 2122 1120 30 109000	LONGFELLOW TITLE I SALARY	0.00	0.00	19,307.72	-19,307.72	0.00	96,538.59	0.00
10E902 2122 1120 30 110000	WASHINGTON TITLE I SALARY	0.00	0.00	1,221.08	-1,221.08	0.00	6,105.39	0.00
10E930 2122 1120 00 107000	TITLE I PUPIL SALARY	0.00	6,816.66	13,633.32	-13,633.32	0.00	8,797.52	0.00
10E930 2122 1120 00 109000	TITLE I PUPIL SALARY	0.00	4,648.34	9,296.68	-9,296.68	0.00	8,664.16	0.00
10E930 2122 1120 00 110000	TITLE I PUPIL SALARY	0.00	0.00	0.00	0.00	0.00	5,698.76	0.00
10E930 2122 1120 30 000000	TITLE I:PUPIL SERV. SAL	139,040.00	0.00	0.00	139,040.00	0.00	0.00	0.00
10E105 2122 1130 00 000000	ADAMS PUPIL SERV INCREMENT	4,930.00	410.84	1,617.08	3,312.92	0.00	4,755.08	32.80
10E204 2122 1130 00 000000	JH PUPIL SERV INCREMENT	4,800.00	398.34	1,567.08	3,232.92	0.00	4,605.08	32.65
10E303 2122 1130 00 000000	HS PUPIL SERV INCREMENT	30,000.00	2,307.90	9,128.36	20,871.64	0.00	26,967.24	30.43
10E107 2122 1200 00 000000	JEFFERSON SUB FOR 2122	0.00	0.00	0.00	0.00	0.00	0.00	0.00
10E108 2122 1200 00 000000	LINCOLN SUB FOR 2122	0.00	0.00	0.00	0.00	0.00	0.00	0.00
10E110 2122 1200 00 000000	WASHINGTON SUB FOR 2122	0.00	0.00	0.00	0.00	0.00	0.00	0.00
10E204 2122 1200 00 000000	MJHS SUB FOR 2122	0.00	0.00	0.00	0.00	0.00	0.00	0.00
10E902 2122 1200 30 105000		0.00	0.00	0.00	0.00	0.00	0.00	0.00
10E902 2122 1200 30 107000	JE TITLE I PUPIL SERV	0.00	0.00	0.00	0.00	0.00	0.00	0.00
10E902 2122 1200 30 108000		0.00	0.00	0.00	0.00	0.00	0.00	0.00
10E902 2122 1200 30 109000	LO TITLE I PUPIL SERV	0.00	0.00	0.00	0.00	0.00	0.00	0.00

Account Number	Account Level Description Account Number	2022-23 Original Budget	October 2022-23 Monthly Activity	2022-23 FYTD Activity	2022-23 Available Funds	Encumbered Amount	2021-22 FY Activity	2022-23 FYTD %
10	EDUCATIONAL FUND							
10E902 2122 1200 30 110000		0.00	0.00	0.00	0.00	0.00	0.00	0.00
10E105 2122 2100 00 000000	ADAMS TRS-R	0.00	0.00	0.00	0.00	0.00	0.00	0.00
10E107 2122 2100 00 000000	JEFFERSON TRS-R	0.00	0.00	0.00	0.00	0.00	0.00	0.00
10E108 2122 2100 00 000000	LINCOLN TRS-R	0.00	0.00	0.00	0.00	0.00	0.00	0.00
10E109 2122 2100 00 000000	LONGFELLOW TRS-R	0.00	0.00	0.00	0.00	0.00	0.00	0.00
10E110 2122 2100 00 000000	WASHINGTON TRS-R	0.00	0.00	0.00	0.00	0.00	0.00	0.00
10E204 2122 2100 00 000000	JH TRS-R	0.00	0.00	0.00	0.00	0.00	0.00	0.00
10E303 2122 2100 00 000000	HS TRS-R	0.00	0.00	0.00	0.00	0.00	0.00	0.00
10E902 2122 2100 30 000000	TITLE I FEDERAL TRS	0.00	0.00	0.00	0.00	0.00	0.00	0.00
10E902 2122 2100 30 105000	AD TITLE I PUPIL SERV FED T	0.00	0.00	0.00	0.00	0.00	830.13	0.00
10E902 2122 2100 30 107000	JE TITLE I PUPIL SERV FED T	0.00	0.00	0.00	0.00	0.00	830.13	0.00
10E902 2122 2100 30 108000		0.00	0.00	0.00	0.00	0.00	830.13	0.00
10E902 2122 2100 30 109000	LO TITLE I PUPIL SERV FED T	0.00	0.00	0.00	0.00	0.00	13,125.09	0.00
10E902 2122 2100 30 110000		0.00	0.00	0.00	0.00	0.00	830.13	0.00
10E930 2122 2100 00 107000	JE TITLE I PUPIL SERV FED T	0.00	785.80	1,571.60	-1,571.60	0.00	0.00	0.00
10E930 2122 2100 00 109000	LO TITIE I PUPIL SERV FED T	0.00	535.84	1,071.68	-1,071.68	0.00	0.00	0.00
10E930 2122 2100 00 110000	WA TITILE I PUPIL SERV FED	0.00	0.00	0.00	0.00	0.00	0.00	0.00
10E930 2122 2100 30 000000	TITLE I:PUPIL SER TRS 10	16,050.00	0.00	0.00	16,050.00	0.00	0.00	0.00
10E105 2122 2110 00 000000	ADAMS PUPIL SERV TRS	7,900.00	655.96	1,311.92	6,588.08	0.00	7,646.86	16.61
10E107 2122 2110 00 000000	JEFFERSON PUPIL SERV TRS	0.00	0.00	0.00	0.00	0.00	0.00	0.00
10E108 2122 2110 00 000000	LINCOLN PUPIL SERV TRS	6,900.00	572.48	1,144.96	5,755.04	0.00	6,665.47	16.59
10E109 2122 2110 00 000000	LONGFELLOW PUPIL SERV TRS	0.00	0.00	0.00	0.00	0.00	0.00	0.00
10E110 2122 2110 00 000000	WASHINGTON PUPIL SERV TRS	0.00	0.00	0.00	0.00	0.00	0.00	0.00
10E204 2122 2110 00 000000	JH PUPIL SERV TRS	13,500.00	1,095.00	2,190.00	11,310.00	0.00	12,500.38	16.22
10E303 2122 2110 00 000000	HS PUPIL SERV TRS 9%	43,100.00	3,114.68	6,238.08	36,861.92	0.00	36,399.59	14.47
10E902 2122 2110 30 105000	AD TITLE I PUPIL SERV TRS	0.00	0.00	0.00	0.00	0.00	724.58	0.00
10E902 2122 2110 30 107000	JE TITLE I PUPIL SERV TRS	0.00	0.00	0.00	0.00	0.00	724.58	0.00
10E902 2122 2110 30 108000		0.00	0.00	0.00	0.00	0.00	724.58	0.00
10E902 2122 2110 30 109000	LO TITLE I PUPIL SERV TRS	0.00	0.00	0.00	0.00	0.00	11,457.36	0.00
10E902 2122 2110 30 110000		0.00	0.00	0.00	0.00	0.00	724.58	0.00
10E930 2122 2110 00 107000	JE TITILE I PUPIL SERV TRS	0.00	674.18	1,348.36	-1,348.36	0.00	0.00	0.00
10E930 2122 2110 00 109000	LO TITLE I PUPIL SERV TRS	0.00	459.72	919.44	-919.44	0.00	0.00	0.00
10E930 2122 2110 00 110000	WA TITLE I PUPIL SERV TRS	0.00	0.00	0.00	0.00	0.00	0.00	0.00
10E930 2122 2110 30 000000	TITLE I:PUPIL TRS 9.8901	14,000.00	0.00	0.00	14,000.00	0.00	0.00	0.00
10E105 2122 2170 00 000000	ADAMS PUPIL SERV TRS .58	510.00	42.32	84.64	425.36	0.00	494.90	16.60
10E107 2122 2170 00 000000	JEFFERSON PUP SERV TRS .58	0.00	0.00	0.00	0.00	0.00	0.00	0.00
10E108 2122 2170 00 000000	LINCOLN PUPIL SERV TRS	450.00	36.92	73.84	376.16	0.00	431.47	16.41
10E109 2122 2170 00 000000	LONGFELLOW PUPIL SERV TRS .	0.00	0.00	0.00	0.00	0.00	0.00	0.00

Account Number	Account Level Description Account Number	2022-23 Original Budget	October 2022-23 Monthly Activity	2022-23 FYTD Activity	2022-23 Available Funds	Encumbered Amount	2021-22 FY Activity	2022-23 FYTD %
10	EDUCATIONAL FUND							
10E110 2122 2170 00 000000	WASHINGTON PUPIL SERV TRS .	0.00	0.00	0.00	0.00	0.00	0.00	0.00
10E204 2122 2170 00 000000	JH PUPIL SERV TRS .58%	1,000.00	70.64	141.28	858.72	0.00	809.06	14.13
10E303 2122 2170 00 000000	HS PUPIL SERV TRS .58	3,000.00	200.92	402.41	2,597.59	0.00	2,356.41	13.41
10E902 2122 2170 30 105000	AD TITLE I PUPIL SERV TRS .	0.00	0.00	0.00	0.00	0.00	46.82	0.00
10E902 2122 2170 30 107000	JE TITLE I PUPIL SERV TRS .	0.00	0.00	0.00	0.00	0.00	46.82	0.00
10E902 2122 2170 30 108000		0.00	0.00	0.00	0.00	0.00	46.82	0.00
10E902 2122 2170 30 109000	LO TITLE I PUPIL SERV TRS .	0.00	0.00	0.00	0.00	0.00	741.61	0.00
10E902 2122 2170 30 110000		0.00	0.00	0.00	0.00	0.00	46.82	0.00
10E930 2122 2170 00 107000	JE TITLE I PUPIL SERV TRS .	0.00	43.50	87.00	-87.00	0.00	0.00	0.00
10E930 2122 2170 00 109000	LO TITLE I PUPIL SERV TRS .	0.00	29.66	59.32	-59.32	0.00	0.00	0.00
10E930 2122 2170 00 110000	WA TITLE I PUPIL SERV TRS .	0.00	0.00	0.00	0.00	0.00	0.00	0.00
10E930 2122 2170 30 000000	TITLE I:PUPIL SER TRS.58	900.00	0.00	0.00	900.00	0.00	0.00	0.00
10E105 2122 2220 00 000000	ADAMS PUPIL SERV HEALTH INS	16,100.00	1,338.48	5,232.22	10,867.78	0.00	14,490.72	32.50
10E107 2122 2220 00 000000	JEFFERSON PUP SERV HEALTH I	0.00	0.00	0.00	0.00	0.00	0.00	0.00
10E108 2122 2220 00 000000	LINCOLN PUPIL SERV HEALTH I	23,000.00	1,898.06	7,419.68	15,580.32	0.00	20,549.12	32.26
10E109 2122 2220 00 000000	LONGFELLOW PUPIL SERV HEALT	0.00	0.00	0.00	0.00	0.00	0.00	0.00
10E110 2122 2220 00 000000	WASHINGTON PUPIL SERV HEALT	0.00	0.00	0.00	0.00	0.00	0.00	0.00
10E204 2122 2220 00 000000	JH PUPIL SERV HEALTH INS	45,500.00	3,796.12	14,839.36	30,660.64	0.00	41,098.24	32.61
10E303 2122 2220 00 000000	HS PUPIL SERV HEALTH INSURA	86,500.00	7,196.62	28,132.18	58,367.82	0.00	77,913.00	32.52
10E902 2122 2220 30 105000	AD TITLE I HEALTH INS	225.00	0.00	223.72	1.28	0.00	1,106.14	99.43
10E902 2122 2220 30 107000	JE TITLE I HEALTH INS	225.00	0.00	223.72	1.28	0.00	1,106.14	99.43
10E902 2122 2220 30 108000		225.00	0.00	223.72	1.28	0.00	1,106.14	99.43
10E902 2122 2220 30 109000	LO TITLE I HEALTH INS	1,610.00	0.00	1,605.00	5.00	0.00	7,683.56	99.69
10E902 2122 2220 30 110000		225.00	0.00	223.72	1.28	0.00	1,106.14	99.43
10E930 2122 2220 00 107000	JE TITLE I HEALTH INS	0.00	723.54	1,447.08	-1,447.08	0.00	1,255.72	0.00
10E930 2122 2220 30 000000	TITLE I:PUPIL SERV. INS	15,700.00	0.00	0.00	15,700.00	0.00	0.00	0.00
10E105 2122 2250 00 000000	ADAMS PUPIL SERV TRS INS	1,400.00	114.44	228.88	1,171.12	0.00	1,333.93	16.35
10E107 2122 2250 00 000000	JEFFERSON PUPIL SERV TRS IN	0.00	0.00	0.00	0.00	0.00	0.00	0.00
10E108 2122 2250 00 000000	LINCOLN PUPIL SERV TRS INS	1,200.00	99.86	199.72	1,000.28	0.00	1,162.76	16.64
10E109 2122 2250 00 000000	LONGFELLOW PUPIL SERV TRS I	0.00	0.00	0.00	0.00	0.00	0.00	0.00
10E110 2122 2250 00 000000	WASHINGTON PUPIL SERV TRS I	0.00	0.00	0.00	0.00	0.00	0.00	0.00
10E204 2122 2250 00 000000	JH PUPIL SERV TRS INS	2,500.00	191.02	382.04	2,117.96	0.00	2,180.64	15.28
10E303 2122 2250 00 000000	HS PUPIL SERV TRS HEALTH IN	8,000.00	543.35	1,088.23	6,911.77	0.00	6,349.89	13.60
10E902 2122 2250 30 105000	AD TITLE I TRS HEALTH	0.00	0.00	0.00	0.00	0.00	126.45	0.00
10E902 2122 2250 30 107000	JE TITLE I TRS HEALTH	0.00	0.00	0.00	0.00	0.00	126.45	0.00
10E902 2122 2250 30 108000		0.00	0.00	0.00	0.00	0.00	126.45	0.00
10E902 2122 2250 30 109000	LO TITLE I TRS HEALTH	0.00	0.00	0.00	0.00	0.00	1,998.90	0.00
10E902 2122 2250 30 110000		0.00	0.00	0.00	0.00	0.00	126.45	0.00

Account Number	Account Level Description Account Number	2022-23 Original Budget	October 2022-23 Monthly Activity	2022-23 FYTD Activity	2022-23 Available Funds	Encumbered Amount	2021-22 FY Activity	2022-23 FYTD %
10	EDUCATIONAL FUND							
10E930 2122 2250 00 107000	JE TITLE I TRS HEALTH	0.00	117.62	235.24	-235.24	0.00	0.00	0.00
10E930 2122 2250 00 109000	LO TITLE I TRS HEALTH	0.00	80.20	160.40	-160.40	0.00	0.00	0.00
10E930 2122 2250 00 110000	WA TITLE I TRS HEALTH	0.00	0.00	0.00	0.00	0.00	0.00	0.00
10E930 2122 2250 30 000000	TITLE I:PUR SERV .5% IN	1,000.00	0.00	0.00	1,000.00	0.00	0.00	0.00
10E105 2122 3320 00 000000	ADAMS PUPIL SERV TRAVEL	0.00	0.00	0.00	0.00	0.00	0.00	0.00
10E107 2122 3320 00 000000	JEFFERSON PUPIL SERV TRAVEL	0.00	0.00	0.00	0.00	0.00	0.00	0.00
10E108 2122 3320 00 000000	LINCOLN PUPIL SERV TRAVEL	0.00	0.00	0.00	0.00	0.00	0.00	0.00
10E109 2122 3320 00 000000	LONGFELLOW PUPIL SERV TRAVE	0.00	0.00	0.00	0.00	0.00	0.00	0.00
10E110 2122 3320 00 000000	WASHINGTON PUPIL SERV TRAVE	0.00	0.00	0.00	0.00	0.00	0.00	0.00
10E204 2122 3320 00 000000	JH PUPIL SERV TRAVEL	0.00	0.00	0.00	0.00	0.00	0.00	0.00
10E303 2122 3320 00 000000	HS PUPIL SERV TRAVEL	0.00	0.00	0.00	0.00	0.00	0.00	0.00
10E105 2122 4100 00 000000	ADAMS PUPIL SERV SUPPLIES	0.00	0.00	0.00	0.00	0.00	0.00	0.00
10E107 2122 4100 00 000000	JEFFERSON PUP SERV SUPPLIES	0.00	0.00	0.00	0.00	0.00	0.00	0.00
10E108 2122 4100 00 000000	LINCOLN PUPIL SERV SUPPLIES	0.00	0.00	0.00	0.00	0.00	0.00	0.00
10E109 2122 4100 00 000000	LONGFELLOW PUPIL SERV SUPPL	0.00	0.00	0.00	0.00	0.00	0.00	0.00
10E110 2122 4100 00 000000	WASHINGTON PUPIL SERV SUPPL	0.00	0.00	0.00	0.00	0.00	0.00	0.00
10E204 2122 4100 00 000000	JH PUPIL SERV SUPPLIES	0.00	0.00	0.00	0.00	0.00	0.00	0.00
10E303 2122 4100 00 000000	HS PUPIL SERV SUPPLIES	0.00	0.00	0.00	0.00	0.00	0.00	0.00
10E940 2130 4100 30 000000	ESSER SUPPLIES	0.00	0.00	0.00	0.00	0.00	0.00	0.00
10E000 2134 1150 00 000000	HEALTH SERV: SALARY	62,100.00	4,502.26	19,004.52	43,095.48	0.00	55,959.28	30.60
10E105 2134 1150 00 000000	ADAMS HEALTH SERV SALARY	27,500.00	2,278.68	9,245.54	18,254.46	0.00	26,035.64	33.62
10E107 2134 1150 00 000000	JEFFERSON HEALTH SERV SALAR	26,000.00	2,144.70	8,662.75	17,337.25	0.00	25,066.26	33.32
10E108 2134 1150 00 000000	LINCOLN HEALTH SERV SALARY	28,500.00	2,328.42	9,445.72	19,054.28	0.00	27,451.87	33.14
10E109 2134 1150 00 000000	LONGFELLOW HEALTH SERV SALA	25,000.00	2,012.84	8,145.81	16,854.19	0.00	22,848.98	32.58
10E110 2134 1150 00 000000	WASHINGTON HEALTH SERV SALA	36,000.00	2,825.76	11,515.48	24,484.52	0.00	34,594.08	31.99
10E204 2134 1150 00 000000	JH HEALTH SALARY	18,000.00	1,454.36	5,929.72	12,070.28	0.00	23,074.36	32.94
10E303 2134 1150 00 000000	HS HEALTH SERV SALARY	25,000.00	2,012.84	8,026.83	16,973.17	0.00	23,254.61	32.11
10E960 2134 1150 30 000000	ESSER II HEALTH SERV SALARY	2,615.00	0.00	2,975.00	-360.00	0.00	1,465.00	113.77
10E965 2134 1150 30 000000	ESSER III HEALTH SERVICE SA	11,000.00	3,654.84	13,387.49	-2,387.49	0.00	37,908.46	121.70
10E000 2134 1200 00 000000	HEALTH SERV SUB	1,000.00	0.00	0.00	1,000.00	0.00	442.00	0.00
10E204 2134 1200 00 000000		0.00	0.00	0.00	0.00	0.00	0.00	0.00
10E105 2134 1250 00 000000	ADAMS HEALTH SERV SUB SALAR	1,000.00	0.00	0.00	1,000.00	0.00	2,016.00	0.00
10E107 2134 1250 00 000000	JEFFERSON HEALTH SERV SUB S	1,500.00	0.00	0.00	1,500.00	0.00	234.00	0.00
10E108 2134 1250 00 000000	LINCOLN HEALTH SERV SUB	1,000.00	0.00	0.00	1,000.00	0.00	144.00	0.00
10E109 2134 1250 00 000000	LONGFELLOW HEALTH SERV SUB	1,000.00	0.00	0.00	1,000.00	0.00	163.88	0.00
10E110 2134 1250 00 000000	WASHINGTON HEALTH SERV SUB	1,000.00	47.50	47.50	952.50	0.00	738.00	4.75
10E204 2134 1250 00 000000	JH HEALTH SERV SUB	1,000.00	0.00	0.00	1,000.00	0.00	90.00	0.00
10E303 2134 1250 00 000000	HS HEALT SERV SUB SALARY	1,000.00	0.00	0.00	1,000.00	0.00	0.00	0.00

Account Number	Account Level Description Account Number	2022-23 Original Budget	October 2022-23 Monthly Activity	2022-23 FYTD Activity	2022-23 Available Funds	Encumbered Amount	2021-22 FY Activity	2022-23 FYTD %
10	EDUCATIONAL FUND							
10E000 2134 2110 00 000000	HEALTH SERV: TRS 9%	1,400.00	0.00	0.00	1,400.00	0.00	1,978.00	0.00
10E000 2134 2120 00 000000	HEALTH: IMRF	3,100.00	212.14	895.48	2,204.52	0.00	1,413.60	28.89
10E105 2134 2120 00 000000	ADAMS HEALTH SERV IMRF	1,375.00	107.38	435.65	939.35	0.00	1,226.72	31.68
10E107 2134 2120 00 000000	JEFFERSON HEALTH SERV IMRF	1,300.00	101.06	408.20	891.80	0.00	1,181.16	31.40
10E108 2134 2120 00 000000	LINCOLN HEALTH SERV IMRF	1,425.00	109.72	445.10	979.90	0.00	1,293.57	31.24
10E109 2134 2120 00 000000	LONGFELLOW HEALTH SERV IMRF	1,250.00	94.84	383.82	866.18	0.00	1,076.62	30.71
10E110 2134 2120 00 000000	WASHINGTON HEALTH SERV IMRF	1,800.00	133.14	542.59	1,257.41	0.00	1,630.05	30.14
10E204 2134 2120 00 000000	JH HEALTH IMRF	1,175.00	68.52	279.40	895.60	0.00	1,087.30	23.78
10E303 2134 2120 00 000000	HS HEALTH SERV IMRF	1,250.00	94.84	378.21	871.79	0.00	1,031.42	30.26
10E960 2134 2120 30 000000		250.00	0.00	140.18	109.82	0.00	69.02	56.07
10E965 2134 2120 30 000000		500.00	172.20	630.81	-130.81	0.00	1,850.58	126.16
10E000 2134 2170 00 000000	HEALTH SERV: TRS .58%	400.00	0.00	0.00	400.00	0.00	129.19	0.00
10E000 2134 2220 00 000000	HEALTH SERV: INSUR	16,100.00	1,338.48	5,232.22	10,867.78	0.00	14,490.72	32.50
10E105 2134 2220 00 000000	ADAMS HEALTH SERV HEALTH IN	0.00	0.00	0.00	0.00	0.00	0.00	0.00
10E107 2134 2220 00 000000	JEFFERSON HEALTH SERV HEALT	0.00	0.00	0.00	0.00	0.00	0.00	0.00
10E108 2134 2220 00 000000	LINCOLN HEALTH SERV HEALTH	8,700.00	723.54	2,828.38	5,871.62	0.00	7,833.32	32.51
10E109 2134 2220 00 000000	LONGFELLOW HEALTH SERV HEAL	0.00	0.00	0.00	0.00	0.00	0.00	0.00
10E110 2134 2220 00 000000	WASHINGTON HEALTH SERV HEAL	8,000.00	723.54	2,170.62	5,829.38	0.00	0.00	27.13
10E204 2134 2220 00 000000	JH HEALTH SERV HEALTH INS	0.00	723.54	1,447.08	-1,447.08	0.00	0.00	0.00
10E303 2134 2220 00 000000	HS HEALTH SERV HEALTH INSUR	0.00	0.00	0.00	0.00	0.00	7,175.56	0.00
10E965 2134 2220 30 000000		0.00	754.78	2,264.34	-2,264.34	0.00	0.00	0.00
10E000 2134 2250 00 000000	HEALTH SERV: TRS .5%	1,100.00	0.00	0.00	1,100.00	0.00	346.32	0.00
10E000 2134 3190 00 000000	HEALTH SERVICE: PURCHASED S	700.00	0.00	483.00	217.00	0.00	210.00	69.00
10E105 2134 3190 00 000000	ADAMS HEALTH SERV PURCH SER	700.00	0.00	0.00	700.00	0.00	0.00	0.00
10E107 2134 3190 00 000000	JEFFERSON HEALT SERV PURCHA	100.00	0.00	0.00	100.00	0.00	0.00	0.00
10E108 2134 3190 00 000000	LINCOLN HEALTH SERV PURCH S	100.00	0.00	0.00	100.00	0.00	0.00	0.00
10E109 2134 3190 00 000000	LONGFELLOW HEALTH SERV PURC	100.00	0.00	0.00	100.00	0.00	0.00	0.00
10E110 2134 3190 00 000000	WASHINGTON HEALTH SERV PURC	100.00	0.00	0.00	100.00	0.00	0.00	0.00
10E204 2134 3190 00 000000	JH HEALTH SERV PURCHASED SE	100.00	0.00	0.00	100.00	0.00	0.00	0.00
10E303 2134 3190 00 000000	HS HEALTH SERV PURCHASED SE	100.00	0.00	0.00	100.00	0.00	0.00	0.00
10E000 2134 3320 00 000000	HEALTH SERV: TRAVEL	400.00	0.00	0.00	400.00	0.00	100.00	0.00
10E105 2134 3320 00 000000	ADAMS HEALTH SERV TRAVEL	250.00	0.00	0.00	250.00	0.00	0.00	0.00
10E107 2134 3320 00 000000	JEFFERSON HEALTH SERV TRAVE	250.00	0.00	0.00	250.00	0.00	0.00	0.00
10E108 2134 3320 00 000000	LINCOLN HEALTH SERV TRAVEL	250.00	0.00	0.00	250.00	0.00	0.00	0.00
10E109 2134 3320 00 000000	LONGFELLOW HEALTH SERV TRAV	1,000.00	0.00	0.00	1,000.00	0.00	0.00	0.00
10E110 2134 3320 00 000000	WASHINGTON HEALTH SERV TRAV	250.00	0.00	0.00	250.00	0.00	0.00	0.00
10E204 2134 3320 00 000000	JH HEALTH SERV TRAVEL	400.00	0.00	0.00	400.00	0.00	0.00	0.00
10E303 2134 3320 00 000000	HS HEALTH SERV TRAVEL	250.00	0.00	0.00	250.00	0.00	0.00	0.00

Account Number	Account Level Description Account Number	2022-23 Original Budget	October 2022-23 Monthly Activity	2022-23 FYTD Activity	2022-23 Available Funds	Encumbered Amount	2021-22 FY Activity	2022-23 FYTD %
10	EDUCATIONAL FUND							
10E000 2134 4100 00 000000	HEALTH SERV: SUPPLIES	4,000.00	0.00	2,397.78	1,580.24	21.98	2,668.94	59.94
10E105 2134 4100 00 000000	ADAMS HEALTH SERV SUPPLIES	1,200.00	0.00	388.22	173.26	638.52	902.02	32.35
10E107 2134 4100 00 000000	JEFFERSON HEALTH SERV SUPPL	700.00	248.85	360.94	-112.57	451.63	413.01	51.56
10E108 2134 4100 00 000000	LINCOLN HEALTH SERV SUPPLIE	800.00	0.00	956.47	-156.47	0.00	361.10	119.56
10E109 2134 4100 00 000000	LONGFELLOW HEALTH SERV SUPP	800.00	0.00	337.44	462.56	0.00	748.10	42.18
10E110 2134 4100 00 000000	WASHINGTON HEALTH SERV SUPP	1,000.00	0.00	782.95	217.05	0.00	605.25	78.30
10E204 2134 4100 00 000000	JH HEALTH SERV SUPPLIES	800.00	0.00	0.00	274.16	525.84	601.83	0.00
10E303 2134 4100 00 000000	HS HEALTH SERV SUPPLIES	1,500.00	0.00	864.42	635.58	0.00	1,249.37	57.63
10E941 2134 4100 00 000000	MCV GRANT SUPPLIES	428.00	0.00	0.00	-359.50	787.50	0.00	0.00
10E960 2134 4100 30 000000	ESSER II HEALTH SERV SUPPLI	26,486.00	0.00	0.00	26,486.00	0.00	8,523.20	0.00
10E000 2134 5400 00 000000	HEALTH SERV: EQUIP	0.00	0.00	0.00	0.00	0.00	0.00	0.00
10E105 2134 5400 00 000000	ADAMS HEALTH SERV EQUIPMENT	0.00	0.00	0.00	0.00	0.00	0.00	0.00
10E107 2134 5400 00 000000	JEFFERSON HEALTH SERV EQUIP	0.00	0.00	0.00	0.00	0.00	0.00	0.00
10E108 2134 5400 00 000000	LINCOLN HEALTH SERV EQUIPME	0.00	0.00	0.00	0.00	0.00	0.00	0.00
10E109 2134 5400 00 000000	LONGFELLOW HEALTH SERV EQUI	0.00	0.00	0.00	0.00	0.00	0.00	0.00
10E110 2134 5400 00 000000	WASHINGTON HEALTH SERV EQUI	0.00	0.00	0.00	0.00	0.00	0.00	0.00
10E204 2134 5400 00 000000	JH HEALTH SERV CAPITAL OUTL	0.00	0.00	0.00	0.00	0.00	0.00	0.00
10E303 2134 5400 00 000000	HS HEALTH SERV CAPITAL OUTL	0.00	0.00	0.00	0.00	0.00	0.00	0.00
10E000 2190 1190 00 000000	NOON WORKERS/ CROSSING GUAR	0.00	0.00	0.00	0.00	0.00	0.00	0.00
10E105 2190 1190 00 000000	ADAMS SUPPORT STAFF SALARY	13,000.00	1,359.35	3,056.17	9,943.83	0.00	6,155.66	23.51
10E107 2190 1190 00 000000	JEFFERSON SUPPORT STAFF SAL	36,000.00	5,226.02	10,917.57	25,082.43	0.00	28,728.97	30.33
10E108 2190 1190 00 000000	LINCOLN SUPPORT STAFF SALAR	70,000.00	5,491.07	14,261.92	55,738.08	0.00	52,777.05	20.37
10E109 2190 1190 00 000000	LONGFELLOW SUPPORT STAFF SA	32,000.00	3,820.18	8,045.11	23,954.89	0.00	28,738.29	25.14
10E110 2190 1190 00 000000	WASHINGTON SUPPORT STAFF SA	87,500.00	9,042.83	21,693.60	65,806.40	0.00	72,378.76	24.79
10E204 2190 1190 00 000000	JH SUPPORT STAFF	40,000.00	2,890.26	6,735.66	33,264.34	0.00	22,832.84	16.84
10E303 2190 1190 00 000000	HS SUPPORT STAFF SALARY	119,000.00	12,426.83	30,173.92	88,826.08	0.00	52,032.09	25.36
10E105 2190 2120 00 000000	ADAMS SUPPORT STAFF IMRF	500.00	22.22	46.15	453.85	0.00	0.00	9.23
10E107 2190 2120 00 000000	JEFFERSON SUPPORT STAFF IMR	500.00	37.18	70.02	429.98	0.00	483.42	14.00
10E108 2190 2120 00 000000	LINCOLN SUPPORT STAFF IMRF	500.00	24.98	80.60	419.40	0.00	289.07	16.12
10E109 2190 2120 00 000000	LONGFELLOW SUPPORT STAFF IM	700.00	31.52	72.49	627.51	0.00	645.27	10.36
10E110 2190 2120 00 000000	WASHINGTON SUPPORT STAFF IM	2,500.00	290.21	709.89	1,790.11	0.00	2,293.99	28.40
10E204 2190 2120 00 000000	JH SUPPORT STAFF IMRF	1,000.00	74.84	173.16	826.84	0.00	590.54	17.32
10E303 2190 2120 00 000000	HS SUPPORT STAFF IMRF	5,000.00	585.54	1,421.78	3,578.22	0.00	2,451.78	28.44
10E105 2190 2220 00 000000	ADAMS SUPPORT STAFF HEALTH	0.00	0.00	0.00	0.00	0.00	0.00	0.00
10E107 2190 2220 00 000000	JEFFERSON SUPPORT STAFF HEA	0.00	0.00	0.00	0.00	0.00	0.00	0.00
10E108 2190 2220 00 000000	LINCOLN SUPPORT STAFF HEALT	0.00	0.00	0.00	0.00	0.00	32.43	0.00
10E109 2190 2220 00 000000	LONGFELLOW SUPPORT STAFF HE	0.00	0.00	0.00	0.00	0.00	0.00	0.00
10E110 2190 2220 00 000000	WASHINGTON SUPPORT STAFF HE	7,000.00	723.54	2,170.62	4,829.38	0.00	6,577.60	31.01

Account Number	Account Level Description Account Number	2022-23 Original Budget	October 2022-23 Monthly Activity	2022-23 FYTD Activity	2022-23 Available Funds	Encumbered Amount	2021-22 FY Activity	2022-23 FYTD %
10	EDUCATIONAL FUND							
10E204 2190 2220 00 000000	JH SUPPORT STAFF HEALTH INS	0.00	0.00	0.00	0.00	0.00	797.63	0.00
10E303 2190 2220 00 000000	HS Support Staff Health	0.00	0.00	0.00	0.00	0.00	0.00	0.00
10E303 2190 4100 00 000000	HS DIPLOMA/PROGRAM	12,000.00	0.00	0.00	12,000.00	300.00	10,230.69	0.00
10E000 2210 1110 00 000000	IMP INST: SALARY,DIR CUR	94,750.00	7,891.84	30,728.68	64,021.32	0.00	92,899.92	32.43
10E902 2210 1110 30 000000	Title I: Imp Inst Dir	18,730.00	0.00	0.00	18,730.00	0.00	0.00	0.00
10E902 2210 1110 30 105000	ADAMS TITLE I IMP INST DIR	0.00	0.00	3,745.16	-3,745.16	0.00	18,725.80	0.00
10E902 2210 1110 30 107000	JEFFERSON TITLE I IMP INST	0.00	0.00	3,745.16	-3,745.16	0.00	18,725.80	0.00
10E902 2210 1110 30 108000	LINCOLN TITLE I IMP INST DI	0.00	0.00	3,745.16	-3,745.16	0.00	18,725.80	0.00
10E902 2210 1110 30 109000	LONG TITLE I IMP INST DIR	0.00	0.00	3,745.16	-3,745.16	0.00	18,725.80	0.00
10E902 2210 1110 30 110000	WASHINGTO TITLE I IMP INST	0.00	0.00	3,745.20	-3,745.20	0.00	18,726.00	0.00
10E930 2210 1110 00 105000	AD TITLE I IMP INST	0.00	0.00	0.00	0.00	0.00	2,446.16	0.00
10E930 2210 1110 00 107000	JE TITLE I IMP INST	0.00	0.00	0.00	0.00	0.00	2,446.16	0.00
10E930 2210 1110 00 108000	LI TITLE I IMP INST	0.00	0.00	0.00	0.00	0.00	2,446.16	0.00
10E930 2210 1110 00 109000	LO TITLE I IMP INST	0.00	0.00	0.00	0.00	0.00	2,446.16	0.00
10E930 2210 1110 00 110000	WA TITLE I IMP INST	0.00	0.00	0.00	0.00	0.00	2,446.20	0.00
10E930 2210 1110 30 000000	TITLE I IMP INST DIR	96,600.00	0.00	0.00	96,600.00	0.00	0.00	0.00
10E902 2210 1120 30 105000	ADAMS TITLE I IMP INST SALA	0.00	0.00	0.00	0.00	0.00	0.00	0.00
10E902 2210 1120 30 107000	JEFFER TITLE I IMP INST SAL	0.00	0.00	0.00	0.00	0.00	0.00	0.00
10E902 2210 1120 30 108000	LINCOL TITLE I IMP INST SAL	0.00	0.00	0.00	0.00	0.00	0.00	0.00
10E902 2210 1120 30 109000	LONGFE TITLE I IMP INST SAL	0.00	0.00	0.00	0.00	0.00	0.00	0.00
10E902 2210 1120 30 110000	WASHIN TITLE I IMP INST SAL	0.00	0.00	0.00	0.00	0.00	0.00	0.00
10E930 2210 1120 30 000000	TITLE I: IMPR INS CO SAL	0.00	0.00	0.00	0.00	0.00	0.00	0.00
10E303 2210 1130 00 000001	3 CIRCLE AG GRANT SALARY	1,900.00	0.00	0.00	1,900.00	0.00	1,895.09	0.00
10E303 2210 1130 00 000002	LOCAL 3 CIRCLE GRANT	2,000.00	0.00	0.00	2,000.00	0.00	0.00	0.00
10E936 2210 1130 00 000004	Title SIP MJHS Stipend	0.00	0.00	0.00	0.00	0.00	0.00	0.00
10E936 2210 1130 00 000005	Title SIP Adams Stipend	0.00	0.00	0.00	0.00	0.00	0.00	0.00
10E965 2210 1130 30 000000	ESSER III CERT SALARY	54,740.00	0.00	0.00	54,740.00	0.00	0.00	0.00
10E000 2210 1150 00 000000	IMP INST: SALARY,SECRETA	40,300.00	3,356.82	13,427.28	26,872.72	0.00	38,601.84	33.32
10E000 2210 1300 00 000000	Imp.Inst.-Stipends	2,800.00	0.00	74.04	2,725.96	0.00	0.00	2.64
10E902 2210 1300 30 000000	TITLE I STIPENDS	0.00	0.00	0.00	0.00	0.00	0.00	0.00
10E902 2210 1300 30 105000	ADAMS TITLE I STIPENDS	0.00	0.00	0.00	0.00	0.00	0.00	0.00
10E902 2210 1300 30 107000	JEFFERSON TITLE I STIPENDS	0.00	0.00	0.00	0.00	0.00	0.00	0.00
10E902 2210 1300 30 108000	LINCOLN TITLE I STIPENDS	0.00	0.00	0.00	0.00	0.00	0.00	0.00
10E902 2210 1300 30 109000	LONGFELLOW TITLE I STIPENDS	0.00	0.00	0.00	0.00	0.00	0.00	0.00
10E902 2210 1300 30 110000	WASHINGTON TITLE I STIPENDS	0.00	0.00	0.00	0.00	0.00	0.00	0.00
10E930 2210 1300 30 000000	TITLE I: STIPENDS	0.00	0.00	0.00	0.00	0.00	0.00	0.00
10E930 2210 1300 30 105000	Title I Salary-Summer Schoo	0.00	655.90	1,311.80	-1,311.80	0.00	0.00	0.00
10E930 2210 1300 30 107000	Title I Salary-Summer Schoo	0.00	980.44	1,960.88	-1,960.88	0.00	0.00	0.00

Account Number	Account Level Description Account Number	2022-23 Original Budget	October 2022-23 Monthly Activity	2022-23 FYTD Activity	2022-23 Available Funds	Encumbered Amount	2021-22 FY Activity	2022-23 FYTD %
10	EDUCATIONAL FUND							
10E930 2210 1300 30 108000	Title I Salary-Summer Schoo	0.00	4,614.84	9,229.68	-9,229.68	0.00	0.00	0.00
10E930 2210 1300 30 109000	Title I Salary-Summer Schoo	0.00	1,759.24	3,518.48	-3,518.48	0.00	0.00	0.00
10E930 2210 1300 30 110000	Title I Salary-Summer Schoo	0.00	1,110.24	2,220.48	-2,220.48	0.00	0.00	0.00
10E935 2210 1300 00 000004	JH TITLE I 1003A STIPENDS	0.00	0.00	0.00	0.00	0.00	0.00	0.00
10E935 2210 1300 00 000005	AD TITLE I 1003A STIPENDS	0.00	0.00	0.00	0.00	0.00	0.00	0.00
10E935 2210 1300 00 000007	JE TITLE I 1003A STIPENDS	0.00	0.00	0.00	0.00	0.00	0.00	0.00
10E940 2210 1300 30 000000	ESSER GRANT SALARY	0.00	0.00	0.00	0.00	0.00	0.00	0.00
10E960 2210 1300 30 000000	ESSER II IMPR INSTR SALARIE	82,440.00	0.00	0.00	82,440.00	0.00	2,880.00	0.00
10E965 2210 1300 30 000000	ESSER III CERTIFIED SALARY	54,740.00	0.00	0.00	54,740.00	0.00	10,260.00	0.00
10E902 2210 2100 30 000000	TITLE I FED TRS	725.00	0.00	0.00	725.00	0.00	0.00	0.00
10E902 2210 2100 30 105000	AD TITLE I FED TRS	0.00	0.00	281.27	-281.27	0.00	2,259.82	0.00
10E902 2210 2100 30 107000	JE TITLE I FED TRS	0.00	0.00	105.48	-105.48	0.00	2,259.82	0.00
10E902 2210 2100 30 108000	LI TITLE I FED TRS	0.00	0.00	105.48	-105.48	0.00	2,259.82	0.00
10E902 2210 2100 30 109000	LO TITLE I FED TRS	0.00	0.00	105.48	-105.48	0.00	2,259.82	0.00
10E902 2210 2100 30 110000	WA TITLE I FED TRS	0.00	0.00	105.45	-105.45	0.00	2,259.83	0.00
10E930 2210 2100 00 105000	AD TITLE I FED TRS	0.00	0.00	0.00	0.00	0.00	0.00	0.00
10E930 2210 2100 00 107000	JE TITLE I FED TRS	0.00	0.00	0.00	0.00	0.00	0.00	0.00
10E930 2210 2100 00 108000	LI TITLE I FED TRS	0.00	0.00	0.00	0.00	0.00	0.00	0.00
10E930 2210 2100 00 109000	LO TITLE I FED TRS	0.00	0.00	0.00	0.00	0.00	0.00	0.00
10E930 2210 2100 00 110000	WA TITLE I FED TRS	0.00	0.00	0.00	0.00	0.00	0.00	0.00
10E930 2210 2100 30 000000	TITLE I: IMP INST RET 10	11,200.00	0.00	0.00	11,200.00	0.00	0.00	0.00
10E930 2210 2100 30 105000	Title I Fed TRS-Summer Scho	0.00	75.66	151.32	-151.32	0.00	0.00	0.00
10E930 2210 2100 30 107000	Title I Fed TRS-Summer Scho	0.00	113.00	226.00	-226.00	0.00	0.00	0.00
10E930 2210 2100 30 108000	Title I Fed TRS-Summer Scho	0.00	531.96	1,063.92	-1,063.92	0.00	0.00	0.00
10E930 2210 2100 30 109000	Title I FED TRS-Summer Scho	0.00	202.78	405.56	-405.56	0.00	0.00	0.00
10E930 2210 2100 30 110000	Title I Fed TRS-Summer Scho	0.00	127.98	255.96	-255.96	0.00	0.00	0.00
10E935 2210 2100 00 000004	TITLE II FED TRS	0.00	0.00	0.00	0.00	0.00	0.00	0.00
10E935 2210 2100 00 000005	TITLE SIP FED TRS	0.00	0.00	0.00	0.00	0.00	0.00	0.00
10E940 2210 2100 30 000000	ESSER GRANT FED TRS	0.00	0.00	0.00	0.00	0.00	0.00	0.00
10E960 2210 2100 30 000000		9,700.00	0.00	0.00	9,700.00	0.00	326.29	0.00
10E965 2210 2100 30 000000	ESSER III FED TRS	6,400.00	0.00	0.00	6,400.00	0.00	1,080.75	0.00
10E000 2210 2110 00 000000	IMP INST: TRS 9%	9,600.00	780.50	3,039.08	6,560.92	0.00	9,187.86	31.66
10E303 2210 2110 00 000001	3 CIRCLE AG GRANT TRS 9%	400.00	0.00	0.00	400.00	0.00	231.02	0.00
10E902 2210 2110 30 000000	TITLE I 9% TRS	500.00	0.00	0.00	500.00	0.00	0.00	0.00
10E902 2210 2110 30 105000	AD TITLE I TRS 9%	0.00	0.00	241.30	-241.30	0.00	1,852.19	0.00
10E902 2210 2110 30 107000	JE TITLE I TRS 9%	0.00	0.00	90.48	-90.48	0.00	1,852.19	0.00
10E902 2210 2110 30 108000	LI TITLE I TRS 9%	0.00	0.00	90.48	-90.48	0.00	1,852.19	0.00
10E902 2210 2110 30 109000	LO TITLE I TRS 9%	0.00	0.00	90.48	-90.48	0.00	1,852.19	0.00

Account Number	Account Level Description Account Number	2022-23 Original Budget	October 2022-23 Monthly Activity	2022-23 FYTD Activity	2022-23 Available Funds	Encumbered Amount	2021-22 FY Activity	2022-23 FYTD %
10	EDUCATIONAL FUND							
10E902 2210 2110 30 110000	WA TITLE I TRS 9%	0.00	0.00	90.54	-90.54	0.00	1,851.44	0.00
10E930 2210 2110 00 105000	AD TITLE I TRS 9%	0.00	0.00	0.00	0.00	0.00	0.00	0.00
10E930 2210 2110 00 107000	JE TITLE I TRS 9%	0.00	0.00	0.00	0.00	0.00	0.00	0.00
10E930 2210 2110 00 108000	LI TITLE I TRS 9%	0.00	0.00	0.00	0.00	0.00	0.00	0.00
10E930 2210 2110 00 109000	LO TITLE I TRS 9%	0.00	0.00	0.00	0.00	0.00	0.00	0.00
10E930 2210 2110 00 110000	WA TITLE I TRS 9%	0.00	0.00	0.00	0.00	0.00	0.00	0.00
10E930 2210 2110 30 000000	TITLE I: TRS 9.8901	9,600.00	0.00	0.00	9,600.00	0.00	0.00	0.00
10E930 2210 2110 30 105000	Title I TRS-Summer School	0.00	64.84	129.68	-129.68	0.00	0.00	0.00
10E930 2210 2110 30 107000	Title I TRS-Summer School	0.00	96.98	193.96	-193.96	0.00	0.00	0.00
10E930 2210 2110 30 108000	Title I TRS-Summer School	0.00	456.42	912.84	-912.84	0.00	0.00	0.00
10E930 2210 2110 30 109000	Title I TRS-Summer School	0.00	174.00	348.00	-348.00	0.00	0.00	0.00
10E930 2210 2110 30 110000	Title I TRS-Summer School	0.00	109.80	219.60	-219.60	0.00	0.00	0.00
10E935 2210 2110 00 000004	TITLE II TRS 9%	0.00	0.00	0.00	0.00	0.00	0.00	0.00
10E935 2210 2110 00 000005	TITLE SIP TRS	0.00	0.00	0.00	0.00	0.00	0.00	0.00
10E940 2210 2110 30 000000	ESSER TRS 9%	0.00	0.00	0.00	0.00	0.00	0.00	0.00
10E960 2210 2110 30 000000		8,200.00	0.00	0.00	8,200.00	0.00	284.83	0.00
10E965 2210 2110 30 000000	ESSER III TRS	5,500.00	0.00	0.00	5,500.00	0.00	996.83	0.00
10E000 2210 2120 00 000000	IMP INST: IMRF	2,000.00	158.18	632.72	1,367.28	0.00	1,818.95	31.64
10E902 2210 2120 30 000000	TITLE I IMRF	0.00	0.00	0.00	0.00	0.00	0.00	0.00
10E930 2210 2120 30 000000	TITLE 1: IMRF	0.00	0.00	0.00	0.00	0.00	0.00	0.00
10E940 2210 2120 30 000000	ESSER IMRF 4.5%	0.00	0.00	0.00	0.00	0.00	0.00	0.00
10E000 2210 2170 00 000000	IMP INST: TRS .58%	600.00	50.36	174.71	425.29	0.00	594.72	29.12
10E303 2210 2170 00 000001	3 CIRCLE AG GRANT TRS .58%	25.00	0.00	0.00	25.00	0.00	14.89	0.00
10E902 2210 2170 30 000000	TITLE I .58% TRS	25.00	0.00	0.00	25.00	0.00	0.00	0.00
10E902 2210 2170 30 105000	AD TITLE I TRS .58%	0.00	0.00	13.85	-13.85	0.00	119.80	0.00
10E902 2210 2170 30 107000	JE TITLE I TRS .58%	0.00	0.00	4.09	-4.09	0.00	119.80	0.00
10E902 2210 2170 30 108000	LI TITLE I TRS .58%	0.00	0.00	4.09	-4.09	0.00	119.80	0.00
10E902 2210 2170 30 109000	LO TITLE I TRS .58%	0.00	0.00	4.09	-4.09	0.00	119.80	0.00
10E902 2210 2170 30 110000	WA TITLE I TRS .58%	0.00	0.00	4.07	-4.07	0.00	120.21	0.00
10E930 2210 2170 00 105000	AD TITLE I TRS .58%	0.00	0.00	0.00	0.00	0.00	0.00	0.00
10E930 2210 2170 00 107000	JE TITLE I TRS .58%	0.00	0.00	0.00	0.00	0.00	0.00	0.00
10E930 2210 2170 00 108000	LI TITLE I TRS .58%	0.00	0.00	0.00	0.00	0.00	0.00	0.00
10E930 2210 2170 00 109000	LO TITLE I TRS .58%	0.00	0.00	0.00	0.00	0.00	0.00	0.00
10E930 2210 2170 00 110000	WA TITLE I TRS .58%	0.00	0.00	0.00	0.00	0.00	0.00	0.00
10E930 2210 2170 30 000000	TITLE I: TRS .58%	1,700.00	0.00	0.00	1,700.00	0.00	0.00	0.00
10E930 2210 2170 30 105000	Title I .58% TRS-Summer Sch	0.00	4.18	8.37	-8.37	0.00	0.00	0.00
10E930 2210 2170 30 107000	Title I .58% TRS-Summer Sch	0.00	6.26	12.52	-12.52	0.00	0.00	0.00
10E930 2210 2170 30 108000	Title I .58% TRS-Summer Sch	0.00	29.44	58.88	-58.88	0.00	0.00	0.00

Account Number	Account Level Description Account Number	2022-23 Original Budget	October 2022-23 Monthly Activity	2022-23 FYTD Activity	2022-23 Available Funds	Encumbered Amount	2021-22 FY Activity	2022-23 FYTD %
10	EDUCATIONAL FUND							
10E930 2210 2170 30 109000	Title I .58% TRS-Summer Sch	0.00	11.22	22.44	-22.44	0.00	0.00	0.00
10E930 2210 2170 30 110000	Title I .58% TRS-Summer Sch	0.00	7.08	14.16	-14.16	0.00	0.00	0.00
10E935 2210 2170 00 000004	TITLE II TRS .58%	0.00	0.00	0.00	0.00	0.00	0.00	0.00
10E935 2210 2170 00 000005	TITLE SIP TRS .58%	0.00	0.00	0.00	0.00	0.00	0.00	0.00
10E940 2210 2170 30 000000	ESSER TITLE TRS .58%	0.00	0.00	0.00	0.00	0.00	0.00	0.00
10E960 2210 2170 30 000000		530.00	0.00	0.00	530.00	0.00	18.43	0.00
10E965 2210 2170 30 000000	ESSER III TRS .58%	350.00	0.00	0.00	350.00	0.00	64.47	0.00
10E000 2210 2220 00 000000	IMP INST: HEALTH INSUR	31,300.00	2,621.60	10,248.06	21,051.94	0.00	28,382.44	32.74
10E902 2210 2220 30 000000	TITLE I HEALTH INSURANCE	3,650.00	0.00	0.00	3,650.00	0.00	0.00	0.00
10E902 2210 2220 30 105000	AD TITLE I HEALTH INS	0.00	0.00	724.72	-724.72	0.00	3,451.00	0.00
10E902 2210 2220 30 107000	JE TITLE I HEALTH INS	0.00	0.00	724.72	-724.72	0.00	3,451.00	0.00
10E902 2210 2220 30 108000	LI TITLE I HEALTH INS	0.00	0.00	724.72	-724.72	0.00	3,451.00	0.00
10E902 2210 2220 30 109000	LO TITLE I HEALTH INS	0.00	0.00	724.72	-724.72	0.00	3,451.00	0.00
10E902 2210 2220 30 110000	WA TITLE I HEALTH INS	0.00	0.00	724.68	-724.68	0.00	3,451.00	0.00
10E930 2210 2220 00 105000	AD TITLE I HEALTH INS	0.00	0.00	0.00	0.00	0.00	658.82	0.00
10E930 2210 2220 00 107000	JE TITLE I HEALTH INS	0.00	0.00	0.00	0.00	0.00	658.82	0.00
10E930 2210 2220 00 108000	LI TITLE I HEALTH INS	0.00	0.00	0.00	0.00	0.00	658.82	0.00
10E930 2210 2220 00 109000	LO TITLE I HEALTH INS	0.00	0.00	0.00	0.00	0.00	658.82	0.00
10E930 2210 2220 00 110000	WA TITLE I HEALTH INS	0.00	0.00	0.00	0.00	0.00	658.84	0.00
10E930 2210 2220 30 000000	TITLE I: HEALTH INS	22,650.00	0.00	0.00	22,650.00	0.00	0.00	0.00
10E930 2210 2220 30 105000		0.00	37.96	75.92	-75.92	0.00	0.00	0.00
10E930 2210 2220 30 107000		0.00	132.86	265.72	-265.72	0.00	0.00	0.00
10E930 2210 2220 30 108000		0.00	1,195.78	2,391.56	-2,391.56	0.00	0.00	0.00
10E930 2210 2220 30 109000		0.00	360.64	721.28	-721.28	0.00	0.00	0.00
10E930 2210 2220 30 110000		0.00	170.82	341.64	-341.64	0.00	0.00	0.00
10E303 2210 2225 00 000001	3 CIRCLE AG GRANT TRS THIS	0.00	0.00	0.00	0.00	0.00	0.00	0.00
10E000 2210 2250 00 000000	IMP INST: INS .5% TRS	2,300.00	136.16	530.16	1,769.84	0.00	1,602.75	23.05
10E303 2210 2250 00 000001	HS 3 CIRCLE TRS HEALTH INS	80.00	0.00	0.00	80.00	0.00	40.23	0.00
10E902 2210 2250 30 000000	TITLE I TRS HEALTH	150.00	0.00	0.00	150.00	0.00	0.00	0.00
10E902 2210 2250 30 105000	AD TITLE I TRS HEALTH INS	0.00	0.00	42.09	-42.09	0.00	323.00	0.00
10E902 2210 2250 30 107000	JE TITLE I TRS HEALTH INS	0.00	0.00	15.78	-15.78	0.00	323.00	0.00
10E902 2210 2250 30 108000	LI TITLE I TRS HEALTH INS	0.00	0.00	15.78	-15.78	0.00	323.00	0.00
10E902 2210 2250 30 109000	LO TITLE I TRS HEALTH INS	0.00	0.00	15.78	-15.78	0.00	323.00	0.00
10E902 2210 2250 30 110000	WA TITLE I TRS HEALTH INS	0.00	0.00	15.81	-15.81	0.00	323.41	0.00
10E930 2210 2250 00 105000	AD TITLE I TRS HEALTH INS	0.00	0.00	0.00	0.00	0.00	0.00	0.00
10E930 2210 2250 00 107000	JE TITLE I TRS HEALTH INS	0.00	0.00	0.00	0.00	0.00	0.00	0.00
10E930 2210 2250 00 108000	LI TITLE I TRS HEALTH INS	0.00	0.00	0.00	0.00	0.00	0.00	0.00
10E930 2210 2250 00 109000	LO TITLE I TRS HEALTH INS	0.00	0.00	0.00	0.00	0.00	0.00	0.00

Account Number	Account Level Description Account Number	2022-23 Original Budget	October 2022-23 Monthly Activity	2022-23 FYTD Activity	2022-23 Available Funds	Encumbered Amount	2021-22 FY Activity	2022-23 FYTD %
10	EDUCATIONAL FUND							
10E930 2210 2250 00 110000	WA TITLE I TRS HEALTH INS	0.00	0.00	0.00	0.00	0.00	0.00	0.00
10E930 2210 2250 30 000000	TITLE I: HEALT INS TRS .	1,700.00	0.00	0.00	1,700.00	0.00	0.00	0.00
10E930 2210 2250 30 105000	Title I TRS INS.-Summer Sch	0.00	11.30	22.59	-22.59	0.00	0.00	0.00
10E930 2210 2250 30 107000	Title I TRS INS.-Summer Sch	0.00	16.92	33.84	-33.84	0.00	0.00	0.00
10E930 2210 2250 30 108000	Title I TRS INS.-Summer Sch	0.00	79.62	159.24	-159.24	0.00	0.00	0.00
10E930 2210 2250 30 109000	Title I TRS INS.-Summer Sch	0.00	30.36	60.72	-60.72	0.00	0.00	0.00
10E930 2210 2250 30 110000	Title I TRS INS.-Summer Sch	0.00	19.16	38.32	-38.32	0.00	0.00	0.00
10E935 2210 2250 00 000004	TITLE II TRS HEALTH	0.00	0.00	0.00	0.00	0.00	0.00	0.00
10E935 2210 2250 00 000005	TITLE SIP TRS THIS	0.00	0.00	0.00	0.00	0.00	0.00	0.00
10E940 2210 2250 30 000000	ESSER TRS HEALTH INS	0.00	0.00	0.00	0.00	0.00	0.00	0.00
10E960 2210 2250 30 000000		1,500.00	0.00	0.00	1,500.00	0.00	49.68	0.00
10E965 2210 2250 30 000000	ESSER III TRS THIS	1,000.00	0.00	0.00	1,000.00	0.00	174.07	0.00
10E000 2210 3140 00 000001	IMP INST: CONTRACTUAL	12,000.00	0.00	11,697.00	303.00	0.00	0.00	97.48
10E902 2210 3140 30 000000	TITLE I CONTRACTUAL/STIPEND	33,000.00	0.00	0.00	33,000.00	0.00	500.00	0.00
10E902 2210 3140 30 105000	ADAMS TITLE I CONTRACTUAL	0.00	0.00	0.00	0.00	0.00	0.00	0.00
10E902 2210 3140 30 107000	JEFFERSON TITLE I CONTRACTU	0.00	0.00	0.00	0.00	0.00	0.00	0.00
10E902 2210 3140 30 108000	LINCOLN TITLE I CONTRACTUAL	0.00	0.00	0.00	0.00	0.00	0.00	0.00
10E902 2210 3140 30 109000	Title I PURCHASE SERVICES	0.00	0.00	0.00	0.00	0.00	237.00	0.00
10E902 2210 3140 30 110000	WASHINGTON TITLE I CONTRACT	0.00	0.00	0.00	0.00	0.00	0.00	0.00
10E930 2210 3140 30 000000	TITLE I: CONTRACTUAL/STIPEN	0.00	0.00	0.00	0.00	0.00	0.00	0.00
10E930 2210 3140 30 105000	AD TITLE I PURCH SERV	0.00	0.00	0.00	0.00	0.00	864.00	0.00
10E930 2210 3140 30 107000	JE TITLE I PURCH SERV	0.00	0.00	0.00	0.00	0.00	1,260.00	0.00
10E930 2210 3140 30 108000	LI TITLE I PURCH SERV	0.00	0.00	0.00	0.00	0.00	2,196.00	0.00
10E930 2210 3140 30 109000	LO TITLE I PURCH SERV	0.00	0.00	0.00	0.00	0.00	2,760.00	0.00
10E930 2210 3140 30 110000	WA TITLE I PURCH SERV	0.00	0.00	0.00	0.00	0.00	2,823.05	0.00
10E960 2210 3140 30 000000	ESSER II PURCHASED SERVICES	0.00	0.00	0.00	0.00	0.00	29,969.71	0.00
10E965 2210 3140 00 000000	ESSER III PURCHASE SERVICES	0.00	0.00	0.00	0.00	0.00	33,273.95	0.00
10E000 2210 3190 00 000000	IMP INST: AMERICORPS	21,000.00	0.00	0.00	21,000.00	0.00	20,468.00	0.00
10E000 2210 3190 00 000001	Imp.Inst.-Conf.Reg.Fees	1,000.00	0.00	0.00	1,000.00	0.00	343.00	0.00
10E000 2210 3190 00 000002	Imp.Inst.-Contr.Services	15,000.00	0.00	1,500.00	13,294.03	0.00	2,175.90	10.00
10E935 2210 3190 00 000004	JH TITLE I 1003A PURCHASE S	0.00	0.00	0.00	0.00	0.00	3,884.87	0.00
10E935 2210 3190 00 000005	AD TITLE I 1003A PURHCASE S	0.00	0.00	0.00	0.00	0.00	2,320.79	0.00
10E935 2210 3190 00 000007	JE TITLE I 1003A PURCHASE S	0.00	0.00	0.00	0.00	0.00	0.00	0.00
10E936 2210 3190 00 000004	MJHS TITLE I SIP PUR.SERV.	0.00	0.00	0.00	0.00	0.00	0.00	0.00
10E936 2210 3190 00 000005	Title SIP Adams Purchase Se	0.00	0.00	0.00	0.00	0.00	0.00	0.00
10E940 2210 3190 30 000000	ESSER PURCHASE SERVICE	0.00	0.00	0.00	0.00	0.00	0.00	0.00
10E000 2210 3320 00 000000	IMP INST: TRAVEL	2,000.00	71.92	770.92	1,229.08	0.00	3,765.54	38.55
10E303 2210 3320 00 000004	AG GRANT: TRAVEL/REGISTRATI	300.00	0.00	0.00	300.00	0.00	325.00	0.00

Account Number	Account Level Description Account Number	2022-23 Original Budget	October 2022-23 Monthly Activity	2022-23 FYTD Activity	2022-23 Available Funds	Encumbered Amount	2021-22 FY Activity	2022-23 FYTD %
10	EDUCATIONAL FUND							
10E902 2210 3320 30 000000	TITLE I TRAVEL	0.00	0.00	0.00	0.00	0.00	0.00	0.00
10E902 2210 3320 30 105000	ADAMS TITLE I TRAVEL	0.00	0.00	0.00	0.00	0.00	0.00	0.00
10E902 2210 3320 30 107000	JEFFERSON TITLE I TRAVEL	0.00	0.00	0.00	0.00	0.00	0.00	0.00
10E902 2210 3320 30 108000	LINCOLN TITLE I TRAVEL	0.00	0.00	0.00	0.00	0.00	0.00	0.00
10E902 2210 3320 30 109000	LONGFELLOW TITLE I TRAVEL	0.00	0.00	0.00	0.00	0.00	0.00	0.00
10E902 2210 3320 30 110000	WASHINGTON TITLE I TRAVEL	0.00	0.00	0.00	0.00	0.00	0.00	0.00
10E930 2210 3320 30 000000	TITLE I: IMP INS TRAVEL	0.00	0.00	0.00	0.00	0.00	0.00	0.00
10E000 2210 4100 00 000000	IMP INST: SUPPLIES	2,000.00	271.22	788.91	1,028.00	183.09	1,899.05	39.45
10E902 2210 4100 30 105000	ADAMS TITLE I SUPPLIES	0.00	0.00	0.00	0.00	0.00	0.00	0.00
10E902 2210 4100 30 107000	JEFFERSON TITLE I SUPPLIES	0.00	0.00	0.00	0.00	0.00	0.00	0.00
10E902 2210 4100 30 108000	LINCOLN TITLE I SUPPLIES	0.00	0.00	0.00	0.00	0.00	0.00	0.00
10E902 2210 4100 30 109000	LONGFELLOW TITLE I SUPPLIES	0.00	0.00	0.00	0.00	0.00	0.00	0.00
10E902 2210 4100 30 110000	WASHINGTON TITLE I SUPPLIES	0.00	0.00	0.00	0.00	0.00	0.00	0.00
10E930 2210 4100 30 000000	TITLE I: IMPRV INST SUPL	0.00	0.00	0.00	0.00	0.00	0.00	0.00
10E000 2210 5400 00 000000	Imp of Instruction Capital	1,000.00	0.00	0.00	1,000.00	0.00	955.19	0.00
10E000 2210 6400 00 000000	IMP INST: DUES/FEES	500.00	1,441.30	1,441.30	-941.30	0.00	0.00	288.26
10E935 2211 2100 00 000005	TITLE SIP TRS	0.00	0.00	0.00	0.00	0.00	0.00	0.00
10E935 2211 2170 00 000005	TITLE SIP TRS .58%	0.00	0.00	0.00	0.00	0.00	0.00	0.00
10E935 2211 2250 00 000005	TITLE SIP TRS THIS	0.00	0.00	0.00	0.00	0.00	0.00	0.00
10E965 2220 1100 30 000000	ESSER III LEARNING LOSS SAL	20,802.00	0.00	2,673.75	18,128.25	0.00	4,848.00	12.85
10E965 2220 2100 30 000000		0.00	0.00	232.14	-232.14	0.00	0.00	0.00
10E965 2220 2110 30 000000		0.00	0.00	199.16	-199.16	0.00	0.00	0.00
10E965 2220 2170 30 000000		0.00	0.00	12.85	-12.85	0.00	0.00	0.00
10E965 2220 2250 30 000000		0.00	0.00	34.74	-34.74	0.00	0.00	0.00
10E000 2222 4300 00 000004	MEDIA: GRANT-STATE LIBR	3,000.00	414.14	414.14	1,553.87	1,031.99	3,082.02	13.80
10E000 2222 4300 00 000005	Media: Kent State Univ. Gra	0.00	0.00	0.00	0.00	0.00	0.00	0.00
10E000 2222 4300 00 000006	FED BACK TO BOOKS GRANT	0.00	0.00	0.00	0.00	0.00	2,747.80	0.00
10E000 2222 4300 00 000007	ISL ROAD TO RECOVERY GRANT	0.00	0.00	0.00	0.00	0.00	24,871.88	0.00
10E105 2222 4300 00 000000	ADAMS MEDIA LIBRARY	1,000.00	0.00	0.00	544.41	455.59	996.74	0.00
10E107 2222 4300 00 000000	JEFFERSON MEDIA LIBRARY	2,100.00	0.00	0.00	1,995.70	104.30	2,121.84	0.00
10E108 2222 4300 00 000000	LINCOLN MEDIA LIBRARY	3,700.00	0.00	0.00	3,447.51	252.49	3,727.76	0.00
10E109 2222 4300 00 000000	LONGFELLOW MEDIA LIBRARY	2,400.00	0.00	0.00	2,065.17	334.83	2,431.59	0.00
10E110 2222 4300 00 000000	WASHINGTON MEDIA LIBRARY	3,300.00	0.00	0.00	2,816.98	483.02	3,318.95	0.00
10E204 2222 4300 00 000000	JH MEDIA LIBRARY	7,500.00	0.00	342.87	3,222.92	5,757.21	3,939.79	3.68
10E204 2222 4300 00 000001	JH SNAPDRAGON BOOK GRANT	0.00	0.00	0.00	0.00	0.00	0.00	0.00
10E303 2222 4300 00 000000	HS MEDIA LIBRARY	8,500.00	195.59	195.59	5,522.65	2,781.76	7,211.71	2.30
10E000 2223 4900 00 000002	MEDIA: Follett Software-All	9,900.00	0.00	0.00	9,900.00	0.00	5,297.11	0.00
10E105 2223 4900 00 000000	ADAMS MEDIA AV	1,000.00	0.00	0.00	654.88	345.12	1,025.60	0.00

Account Number	Account Level Description Account Number	2022-23 Original Budget	October 2022-23 Monthly Activity	2022-23 FYTD Activity	2022-23 Available Funds	Encumbered Amount	2021-22 FY Activity	2022-23 FYTD %
10	EDUCATIONAL FUND							
10E107 2223 4900 00 000000	JEFFERSON MEDIA AV	700.00	0.00	107.08	385.83	207.09	591.87	15.30
10E108 2223 4900 00 000000	LINCOLN MEDIA AV	1,000.00	73.10	385.78	43.47	570.75	693.48	38.58
10E109 2223 4900 00 000000	LONGFELLOW MEDIA AV	1,000.00	0.00	0.00	533.98	466.02	1,016.50	0.00
10E110 2223 4900 00 000000	WASHINGTON MEDIA AV	1,000.00	15.00	371.23	6.53	622.24	661.89	37.12
10E204 2223 4900 00 000000	JH MEDIA AV	2,000.00	404.86	754.85	1,245.15	0.00	1,981.20	37.74
10E303 2223 4900 00 000000	HS MEDIA AV	2,000.00	0.00	356.00	883.00	761.00	1,753.60	17.80
10E000 2225 1140 00 000000	TECH: SALARY	270,000.00	21,120.96	88,707.84	181,292.16	0.00	254,525.84	32.85
10E000 2225 2120 00 000000	TECH: IMRF	12,750.00	995.24	3,980.95	8,769.05	0.00	11,637.53	31.22
10E000 2225 2220 00 000000	TECH: HEALTH INSURANCE	35,000.00	2,894.16	11,313.52	23,686.48	0.00	31,333.28	32.32
10E000 2225 3190 00 000000	TECH: CONTRACTUAL	225,000.00	63,037.49	132,391.38	92,608.62	23,400.00	287,037.66	53.30
10E000 2225 3320 00 000000	TECH: TRAVEL	3,000.00	460.00	460.00	2,540.00	0.00	1,519.28	15.33
10E000 2225 4100 00 000000	TECH: SUPPLIES	85,000.00	10,890.96	21,907.84	73,442.24	3,620.92	44,339.36	22.14
10E000 2225 5400 00 000000	TECH: CAP OUTLAY	90,000.00	0.00	80,964.70	9,035.30	0.00	35,029.28	89.96
10E000 2225 5400 00 000001	TECH: CAP OUTLAY 2500+	5,000.00	0.00	0.00	5,000.00	0.00	0.00	0.00
10E000 2225 6400 00 000000	TECH: DUES/FEES	500.00	0.00	0.00	500.00	0.00	75.00	0.00
10E000 2230 3160 00 000001	TESTING: ELEM.	0.00	0.00	0.00	0.00	0.00	0.00	0.00
10E000 2230 3160 00 000002	TESTING; JUNIOR HI	1,000.00	0.00	0.00	1,000.00	0.00	0.00	0.00
10E000 2230 3160 00 000003	TESTING: HIGH SCHOOL	2,000.00	0.00	0.00	2,000.00	0.00	0.00	0.00
10E902 2230 3190 30 000000	Assessment & Testing Pur. S	30,562.00	0.00	0.00	30,562.00	0.00	10,050.00	0.00
10E902 2230 3190 30 105000	ADAMS TITLE ASSESSMENT & TE	0.00	0.00	0.00	0.00	0.00	0.00	0.00
10E902 2230 3190 30 107000	JEFFER TITLE ASSESSMENT & T	0.00	0.00	0.00	0.00	0.00	0.00	0.00
10E902 2230 3190 30 108000	LINCOL TITLE ASSESSMENT & T	0.00	0.00	0.00	0.00	0.00	1,059.29	0.00
10E902 2230 3190 30 109000	LONGFE TITLE ASSESSMENT & T	0.00	0.00	0.00	0.00	0.00	0.00	0.00
10E902 2230 3190 30 110000	WASH TITLE ASSESSMENT & TES	0.00	0.00	0.00	0.00	0.00	35.53	0.00
10E930 2230 3190 30 000000	TITLE I ASSMT. & TESTING PS	0.00	0.00	0.00	0.00	0.00	0.00	0.00
10E930 2230 3190 30 105000	AD TITLE I PURCHASE SERVICE	0.00	0.00	0.00	0.00	0.00	1,045.00	0.00
10E930 2230 3190 30 107000	JE TITLE I PURCHASE SERVICE	0.00	0.00	0.00	0.00	0.00	3,252.00	0.00
10E930 2230 3190 30 108000	LI TITLE I PURCHASE SERVICE	0.00	0.00	0.00	0.00	0.00	2,500.00	0.00
10E930 2230 3190 30 109000	LO TITLE I PURCHASE SERVICE	0.00	0.00	0.00	0.00	0.00	3,581.25	0.00
10E930 2230 3190 30 110000	WA TITLE I PURCHASE SERVICE	0.00	0.00	0.00	0.00	0.00	2,500.00	0.00
10E940 2230 3190 30 000000	ESSER GRANT ASSESSMENT TEST	0.00	0.00	0.00	0.00	0.00	0.00	0.00
10E965 2230 3190 00 000000	ESSER III PURCHASE SERVICES	0.00	0.00	0.00	0.00	0.00	0.00	0.00
10E000 2230 4100 00 000000	TESTING: DISTRICT	5,000.00	0.00	0.00	5,000.00	0.00	0.00	0.00
10E000 2310 3190 00 000000	BD FINANCIAL MANAGEMENT SER	17,820.00	0.00	17,814.47	5.53	0.00	23,135.75	99.97
10E000 2310 3320 00 000000	BD: TRAVEL	6,000.00	0.00	0.00	6,000.00	0.00	1,880.56	0.00
10E000 2310 3820 00 000000	BD: SUMMER YOUTH CAMPS INSU	7,000.00	0.00	0.00	7,000.00	0.00	216.00	0.00
10E000 2310 3900 00 000000	BD: OTHER	1,500.00	0.00	0.00	1,500.00	0.00	1,316.61	0.00
10E000 2310 4100 00 000000	BD: SUPPLIES	3,000.00	0.00	372.93	2,627.07	0.00	3,814.79	12.43

Account Number	Account Level Description Account Number	2022-23 Original Budget	October 2022-23 Monthly Activity	2022-23 FYTD Activity	2022-23 Available Funds	Encumbered Amount	2021-22 FY Activity	2022-23 FYTD %
10	EDUCATIONAL FUND							
10E000 2310 6400 00 000000	BD: DUES/FEES	15,000.00	0.00	16,093.76	-1,093.76	0.00	13,381.52	107.29
10E000 2321 1110 00 000000	ADMIN: SALARY	219,119.00	18,259.86	73,039.44	146,079.56	0.00	213,108.56	33.33
10E000 2321 1150 00 000000	ADMIN: SALARY, SECRETARY	51,680.00	4,306.66	17,226.64	34,453.36	0.00	49,999.92	33.33
10E000 2321 2100 00 000000	ADMIN: TRS-R	5,412.00	0.00	5,411.22	0.78	0.00	4,598.15	99.99
10E000 2321 2110 00 000000	ADMIN: TRS 9%	21,672.00	1,805.92	7,223.68	14,448.32	0.00	21,076.55	33.33
10E000 2321 2120 00 000000	ADMIN: IMRF	2,580.00	202.92	811.68	1,768.32	0.00	2,356.07	31.46
10E000 2321 2170 00 000000	ADMIN: TRS .58%	1,397.00	116.50	413.77	983.23	0.00	1,364.26	29.62
10E000 2321 2220 00 000000	ADMIN: HEALTH INSUR	22,605.00	1,898.06	7,419.68	15,185.32	0.00	20,549.12	32.82
10E000 2321 2250 00 000000	ADMIN: HEALTH INS .5%	3,781.00	315.04	1,260.16	2,520.84	0.00	3,676.72	33.33
10E000 2321 3320 00 000000	ADMIN: TRAVEL	2,000.00	441.12	1,520.19	479.81	0.00	1,599.25	76.01
10E000 2321 3900 00 000000	ADMIN: OTHER	3,764.00	0.00	0.00	3,764.00	0.00	311.07	0.00
10E000 2321 4100 00 000000	ADMIN: SUPPLIES	0.00	0.00	0.00	0.00	0.00	0.00	0.00
10E000 2321 6400 00 000000	ADMIN: DUES/FEES	3,000.00	150.00	2,685.53	314.47	0.00	2,323.53	89.52
10E000 2321 8000 00 000000	ADMIN: POST RETIREMENT	0.00	0.00	0.00	0.00	0.00	0.00	0.00
10E965 2330 1300 30 000000	ESSER III NIGHT SCH ADMIN	0.00	0.00	0.00	0.00	0.00	2,880.00	0.00
10E965 2330 2100 30 000000		0.00	0.00	0.00	0.00	0.00	326.29	0.00
10E965 2330 2110 30 000000		0.00	0.00	0.00	0.00	0.00	284.83	0.00
10E965 2330 2170 30 000000		0.00	0.00	0.00	0.00	0.00	18.44	0.00
10E965 2330 2250 30 000000		0.00	0.00	0.00	0.00	0.00	49.68	0.00
10E105 2410 1110 00 000000	ADAMS PRINCIPAL SALARY	96,500.00	8,036.94	31,875.98	64,624.02	0.00	94,193.94	33.03
10E107 2410 1110 00 000000	JEFFERSON PRINCIPAL SALARY	87,000.00	6,687.70	26,298.44	60,701.56	0.00	71,076.72	30.23
10E108 2410 1110 00 000000	LINCOLN PRINCIPAL SALARY	194,550.00	16,209.36	63,741.12	130,808.88	0.00	189,822.12	32.76
10E109 2410 1110 00 000000	LONGFELLOW PRINCIPAL SALARY	90,720.00	7,559.94	29,728.48	60,991.52	0.00	88,626.12	32.77
10E110 2410 1110 00 000000	WASHINGTON PRINCIPAL SALARY	165,000.00	13,750.00	56,342.84	108,657.16	0.00	175,016.96	34.15
10E204 2410 1110 00 000000	JH PRINCIPAL SALARY	246,000.00	21,472.94	73,258.76	172,741.24	0.00	180,646.80	29.78
10E303 2410 1110 00 000000	HIGH SCHOOL PRINCIPAL SALAR	452,000.00	39,745.92	133,650.36	318,349.64	0.00	382,299.08	29.57
10E105 2410 1150 00 000000	ADAMS PRINCIPAL SECRETARY	51,000.00	4,486.47	16,930.84	34,069.16	0.00	45,915.16	33.20
10E107 2410 1150 00 000000	JEFFERSON PRINCIPAL SECRETA	40,000.00	3,252.96	12,848.16	27,151.84	0.00	36,465.92	32.12
10E108 2410 1150 00 000000	LINCOLN PRINCIPAL SECRETARY	38,000.00	1,535.04	6,907.68	31,092.32	0.00	55,922.12	18.18
10E109 2410 1150 00 000000	LONGFELLOW PRINCIPAL SECRET	40,000.00	3,133.34	10,281.65	29,718.35	0.00	58,235.77	25.70
10E110 2410 1150 00 000000	WASHINGTON PRINCIPAL SECRET	42,000.00	3,476.45	14,528.47	27,471.53	0.00	39,490.83	34.59
10E204 2410 1150 00 000000	JH PRINCIPAL SECRETARY SALA	71,000.00	5,828.06	23,672.16	47,327.84	0.00	65,360.44	33.34
10E303 2410 1150 00 000000	HS PRINCIPAL SECRETARY SALA	72,000.00	6,011.02	23,623.48	48,376.52	0.00	73,716.70	32.81
10E105 2410 1200 00 000000	ADAMS PRIN SUB SECRETARY	200.00	0.00	0.00	200.00	0.00	708.75	0.00
10E107 2410 1200 00 000000	JEFFERSON PRIN SUB SECRETAR	200.00	0.00	0.00	200.00	0.00	0.00	0.00
10E108 2410 1200 00 000000	LINCOLN PRIN SUB SECRETARY	200.00	0.00	72.00	128.00	0.00	2,268.38	36.00
10E109 2410 1200 00 000000	LONGFELLOW PRIN SUB SECRETA	200.00	0.00	0.00	200.00	0.00	156.00	0.00
10E110 2410 1200 00 000000	WASHINGTON PRIN SUB SECRETA	200.00	390.00	453.00	-253.00	0.00	255.75	226.50

Account Number	Account Level Description Account Number	2022-23 Original Budget	October 2022-23 Monthly Activity	2022-23 FYTD Activity	2022-23 Available Funds	Encumbered Amount	2021-22 FY Activity	2022-23 FYTD %
10	EDUCATIONAL FUND							
10E204 2410 1200 00 000000	JH PRIN SUB SECRETARY	200.00	0.00	0.00	200.00	0.00	0.00	0.00
10E303 2410 1200 00 000000	HS PRINCIPAL SEC SUB SALARY	200.00	0.00	0.00	200.00	0.00	0.00	0.00
10E108 2410 1300 00 000000	LINCOLN PRINCIPAL EXTRA SAL	3,800.00	316.66	1,266.64	2,533.36	0.00	3,799.92	33.33
10E105 2410 2110 00 000000	ADAMS PRINCIPAL TRS	9,600.00	794.86	2,384.58	7,215.42	0.00	9,719.03	24.84
10E107 2410 2110 00 000000	JEFFERSON PRINCIPAL TRS	8,620.00	661.42	1,322.84	7,297.16	0.00	8,307.76	15.35
10E108 2410 2110 00 000000	LINCOLN PRINCIPAL TRS	19,650.00	1,634.44	3,268.88	16,381.12	0.00	20,790.36	16.64
10E109 2410 2110 00 000000	LONGFELLOW PRINCIPAL TRS	9,000.00	747.68	1,495.36	7,504.64	0.00	10,911.34	16.62
10E110 2410 2110 00 000000	WASHINGTON PRINCIPAL TRS	16,350.00	1,359.88	2,719.76	13,630.24	0.00	18,179.80	16.63
10E204 2410 2110 00 000000	JH PRINCIPAL TRS	25,500.00	2,123.70	6,038.76	19,461.24	0.00	19,658.51	23.68
10E303 2410 2110 00 000000	HS PRIN TRS 9%	47,200.00	3,930.92	13,218.16	33,981.84	0.00	29,064.44	28.00
10E105 2410 2120 00 000000	ADAMS PRINCIPAL IMRF	2,550.00	211.41	797.82	1,752.18	0.00	2,163.67	31.29
10E107 2410 2120 00 000000	JEFFERSON PRINCIPAL IMRF	2,000.00	153.28	605.40	1,394.60	0.00	1,718.13	30.27
10E108 2410 2120 00 000000	LINCOLN PRINCIPAL IMRF	1,900.00	72.34	325.53	1,574.47	0.00	2,613.84	17.13
10E109 2410 2120 00 000000	LONGFELLOW PRINCIPAL IMRF	2,000.00	147.64	483.66	1,516.34	0.00	2,751.39	24.18
10E110 2410 2120 00 000000	WASHINGTON PRINCIPAL IMRF	2,100.00	182.20	705.94	1,394.06	0.00	1,852.76	33.62
10E204 2410 2120 00 000000	JH PRINCIPAL IMRF	3,550.00	274.60	1,115.38	2,434.62	0.00	3,079.80	31.42
10E303 2410 2120 00 000000	HS PRINCIPAL IMRF	3,600.00	283.23	1,113.14	2,486.86	0.00	7,640.01	30.92
10E105 2410 2170 00 000000	ADAMS PRINCIPAL TRS .58	616.00	51.28	153.84	462.16	0.00	629.20	24.97
10E107 2410 2170 00 000000	JEFFERSON PRINCIPAL TRS .58	575.00	42.66	85.32	489.68	0.00	537.70	14.84
10E108 2410 2170 00 000000	LINCOLN PRINCIPAL TRS .58	1,275.00	105.44	210.88	1,064.12	0.00	1,345.71	16.54
10E109 2410 2170 00 000000	LONGFELLOW PRINCIPAL TRS .5	600.00	48.24	96.48	503.52	0.00	706.25	16.08
10E110 2410 2170 00 000000	WASHINGTON PRINCIPAL TRS .5	1,100.00	87.74	175.48	924.52	0.00	1,176.93	15.95
10E204 2410 2170 00 000000	JH PRINCIPAL TRS .58%	1,650.00	137.00	363.66	1,286.34	0.00	1,272.58	22.04
10E303 2410 2170 00 000000	HS PRINCIPAL TRS .58	3,050.00	253.60	780.06	2,269.94	0.00	1,881.34	25.58
10E105 2410 2220 00 000000	ADAMS PRINCIPAL HEALTH INS	50,200.00	4,212.86	16,468.42	33,731.58	0.00	37,845.15	32.81
10E107 2410 2220 00 000000	JEFFERSON PRINCIPAL HEALTH	0.00	0.00	0.00	0.00	0.00	0.00	0.00
10E108 2410 2220 00 000000	LINCOLN PRINCIPAL HEALTH IN	22,610.00	1,898.06	7,419.68	15,190.32	0.00	36,330.00	32.82
10E109 2410 2220 00 000000	LONGFELLOW PRINCIPAL HEALTH	31,250.00	2,233.10	6,063.44	25,186.56	0.00	35,558.00	19.40
10E110 2410 2220 00 000000	WASHINGTON PRINCIPAL HEALTH	18,000.00	1,338.48	6,957.72	11,042.28	0.00	35,039.84	38.65
10E204 2410 2220 00 000000	JH PRINCIPAL HEALTH INSURAN	40,500.00	2,785.56	12,062.94	28,437.06	0.00	36,814.76	29.79
10E303 2410 2220 00 000000	HS PRINCIPAL HEALTH INS	62,500.00	5,243.20	19,114.82	43,385.18	0.00	55,962.90	30.58
10E105 2410 2250 00 000000	ADAMS PRINCIPAL TRS HEALTH	1,700.00	138.66	415.98	1,284.02	0.00	1,695.54	24.47
10E107 2410 2250 00 000000	JEFFERSON PRINCIPAL TRS HEA	1,505.00	115.38	230.76	1,274.24	0.00	1,449.24	15.33
10E108 2410 2250 00 000000	LINCOLN PRINCIPAL TRS HEALT	3,425.00	285.14	570.28	2,854.72	0.00	3,626.77	16.65
10E109 2410 2250 00 000000	LONGFELLOW PRINCIPAL TRS HE	1,570.00	130.44	260.88	1,309.12	0.00	2,018.45	16.62
10E110 2410 2250 00 000000	WASHINGTON PRINCIPAL TRS HE	2,900.00	237.24	474.48	2,425.52	0.00	3,171.45	16.36
10E204 2410 2250 00 000000	JH PRINCIPAL TRS HEALTH INS	4,450.00	370.46	1,053.40	3,396.60	0.00	3,525.33	23.67
10E303 2410 2250 00 000000	HS PRIN TRS HEALTH INS	8,300.00	685.73	2,305.87	5,994.13	0.00	5,070.10	27.78

Account Number	Account Level Description Account Number	2022-23 Original Budget	October 2022-23 Monthly Activity	2022-23 FYTD Activity	2022-23 Available Funds	Encumbered Amount	2021-22 FY Activity	2022-23 FYTD %
10	EDUCATIONAL FUND							
10E105 2410 3320 00 000000	ADAMS PRINCIPAL TRAVEL	425.00	0.00	0.00	425.00	0.00	0.00	0.00
10E107 2410 3320 00 000000	JEFFERSON PRINCIPAL TRAVEL	700.00	0.00	0.00	351.00	349.00	680.75	0.00
10E108 2410 3320 00 000000	LINCOLN PRINCIPAL TRAVEL	1,000.00	0.00	0.00	1,000.00	0.00	70.00	0.00
10E109 2410 3320 00 000000	LONGFELLOW PRINCIPAL TRAVEL	1,000.00	0.00	0.00	1,000.00	0.00	943.70	0.00
10E110 2410 3320 00 000000	WASHINGTON PRINCIPAL TRAVEL	1,500.00	0.00	350.00	752.88	0.00	570.60	23.33
10E204 2410 3320 00 000000	JH PRINCIPAL TRAVEL	1,500.00	0.00	120.00	1,260.00	240.00	175.00	7.41
10E303 2410 3320 00 000000	HS PRINCIPAL TRAVEL	3,000.00	0.00	0.00	3,000.00	0.00	1,293.00	0.00
10E105 2410 4100 00 000000	ADAMS PRINCIPAL SUPPLIES	500.00	0.00	0.00	175.61	324.39	531.63	0.00
10E107 2410 4100 00 000000	JEFFERSON PRINCIPAL SUPPLIE	250.00	0.00	75.28	174.72	0.00	0.00	30.11
10E108 2410 4100 00 000000	LINCOLN PRINCIPAL SUPPLIES	1,000.00	0.00	346.35	437.42	216.23	211.86	34.64
10E109 2410 4100 00 000000	LONGFELLOW PRINCIPAL SUPPLI	250.00	0.00	0.00	250.00	0.00	0.00	0.00
10E110 2410 4100 00 000000	WASHINGTON PRINCIPAL SUPPLI	250.00	0.00	0.00	250.00	0.00	0.00	0.00
10E204 2410 4100 00 000000	JH PRINCIPAL SUPPLIES	900.00	0.00	0.00	900.00	0.00	0.00	0.00
10E303 2410 4100 00 000000	HS PRINCIPAL SUPPLIES	700.00	0.00	474.62	-274.35	499.73	830.94	67.80
10E105 2410 6400 00 000000	ADAMS PRINCIPAL DUES/FEES	700.00	409.89	409.89	289.11	1.00	-50.00	58.56
10E107 2410 6400 00 000000	JEFFERSON PRINCIPAL DUES/FE	800.00	-29.80	688.70	111.30	0.00	706.00	86.09
10E108 2410 6400 00 000000	LINCOLN PRINCIPAL DUES/FEES	1,200.00	1,094.02	1,094.02	-668.84	774.82	1,018.00	91.17
10E109 2410 6400 00 000000	LONGFELLOW PRINCIPAL DUES/F	800.00	319.20	710.20	89.80	0.00	371.88	88.78
10E110 2410 6400 00 000000	WASHINGTON PRINCIPAL DUES/F	1,100.00	1,029.20	1,029.20	70.80	0.00	609.00	93.56
10E204 2410 6400 00 000000	JH PRINCIPAL DUES/FEES	1,200.00	0.00	738.00	462.00	0.00	718.00	61.50
10E303 2410 6400 00 000000	HS PRINCIPAL DUES/FEES	2,500.00	0.00	1,028.50	1,471.50	0.00	765.97	41.14
10E204 2410 8000 00 000000	Post Retirement Pymts	0.00	0.00	0.00	0.00	0.00	0.00	0.00
10E303 2410 8000 00 000000	HS POST RETIREMENT	0.00	0.00	0.00	0.00	0.00	0.00	0.00
10E000 2510 1150 00 000000	BUS MAN: SALARY, SEC	90,134.00	7,511.10	30,044.40	60,089.60	0.00	86,773.20	33.33
10E000 2510 2120 00 000000	BUS MAN: IMRF	4,500.00	353.94	1,415.76	3,084.24	0.00	4,088.86	31.46
10E000 2510 2220 00 000000	BUS MAN: HEALTH INSUR	15,940.00	1,338.48	5,232.22	10,707.78	0.00	14,490.72	32.82
10E000 2510 3320 00 000000	BUS MAN: TRAVEL	2,500.00	0.00	600.00	1,369.27	151.00	0.00	24.00
10E000 2510 3400 00 000000	BUS MAN: COM/POST	5,000.00	609.90	1,890.88	3,109.12	0.00	4,729.34	37.82
10E000 2510 3500 00 000000	BUS MAN: ADVERTISING	3,000.00	0.00	195.00	2,618.50	186.50	2,119.71	6.50
10E000 2510 3600 00 000000	BUS MAN: COPYING/DUPLIC.	1,500.00	200.00	800.00	700.00	0.00	1,000.00	53.33
10E000 2510 3900 00 000000	BUS MAN: OTHER	0.00	0.00	0.00	0.00	0.00	0.00	0.00
10E000 2510 4100 00 000000	BUS MAN: SUPPLIES	7,472.00	1,277.29	4,242.35	1,980.66	1,248.99	9,492.06	56.78
10E000 2510 5400 00 000000	BUS MAN: CAPITAL OUTLAY	0.00	0.00	0.00	0.00	0.00	1,686.45	0.00
10E000 2510 6400 00 000000	BUS MAN: DUES/FEES	600.00	0.00	0.00	600.00	0.00	45.90	0.00
10E000 2520 1110 00 000000	Fiscal Serv: Salary	80,000.00	6,666.68	26,666.72	53,333.28	0.00	73,400.00	33.33
10E000 2520 2110 00 000000	FISCAL: TRS 9%	0.00	0.00	0.00	0.00	0.00	0.00	0.00
10E000 2520 2120 00 000000	FISCAL: IMRF	4,000.00	314.12	1,256.48	2,743.52	0.00	3,458.61	31.41
10E000 2520 2170 00 000000	FISCAL: TRS .58%	0.00	0.00	0.00	0.00	0.00	0.00	0.00

Account Number	Account Level Description Account Number	2022-23 Original Budget	October 2022-23 Monthly Activity	2022-23 FYTD Activity	2022-23 Available Funds	Encumbered Amount	2021-22 FY Activity	2022-23 FYTD %
10	EDUCATIONAL FUND							
10E000 2520 2220 00 000000	FISCAL: HEALTH INSURANCE	15,200.00	1,273.00	4,976.26	10,223.74	0.00	13,814.85	32.74
10E000 2520 2250 00 000000	FISCAL: TRS HEALTH	0.00	0.00	0.00	0.00	0.00	0.00	0.00
10E000 2520 3170 00 000000	AUDIT	23,000.00	0.00	15,956.25	7,043.75	0.00	20,345.00	69.38
10E000 2520 3190 00 000000	STATE AID RECALCULATION SER	0.00	0.00	0.00	0.00	0.00	2,000.00	0.00
10E000 2520 3190 00 000002	Skyward Acct. Software	34,100.00	0.00	26,285.38	7,814.62	0.00	37,307.97	77.08
10E000 2520 3190 00 000004	Public School Works Fee	8,760.00	0.00	0.00	8,760.00	0.00	8,760.00	0.00
10E000 2520 3190 00 000005	BOND DISCLOSURE SERVICE	2,500.00	0.00	0.00	2,500.00	0.00	2,500.00	0.00
10E000 2520 3320 00 000000	FISCAL: TRAVEL	1,000.00	0.00	0.00	706.64	2.00	560.04	0.00
10E000 2520 4100 00 000000	FISCAL: SUPPLIES	7,000.00	0.00	136.31	6,863.69	1,027.54	4,095.58	1.70
10E000 2520 6400 00 000000	FISCAL: DUES/FEES	3,500.00	200.00	1,314.00	2,186.00	0.00	3,486.00	37.54
10E000 2533 5230 03 020080	ARCHITECT MHS PHASE 4	0.00	0.00	0.00	0.00	0.00	0.00	0.00
10E965 2540 3190 30 000000		0.00	0.00	0.00	0.00	0.00	0.00	0.00
10E940 2540 4100 30 000000	Esser Grant General Supplie	0.00	0.00	0.00	0.00	0.00	0.00	0.00
10E965 2540 4100 30 000000	Esser III Supplies	0.00	0.00	0.00	0.00	0.00	21,171.54	0.00
10E940 2540 5400 30 000000	Esser Grant Capital Outlay	0.00	0.00	0.00	0.00	0.00	0.00	0.00
10E965 2540 5400 30 000000	Esser III Capital Outlay	0.00	0.00	0.00	0.00	0.00	23,978.63	0.00
10E000 2542 3190 00 000000	CRIMINAL BACKGROUND CHECKS	6,500.00	0.00	825.00	4,245.00	1,430.00	6,325.00	12.69
10E000 2545 3230 10 000000	DR ED: MAINT	600.00	0.00	330.00	270.00	0.00	139.91	55.00
10E000 2545 4100 10 000000	DR ED: SUPPLIES	3,000.00	131.00	626.10	2,373.90	0.00	2,735.14	20.87
10E000 2545 5400 10 000000	DR ED: CAP OUT	25,000.00	0.00	0.00	25,000.00	0.00	15,748.00	0.00
10E000 2560 1110 84 000000	FOOD SERV: SALARY, SUP	82,408.00	6,867.32	27,469.28	54,938.72	0.00	81,020.96	33.33
10E000 2560 1150 84 000000	FOOD SERV: SALARY, SEC	25,844.00	2,153.66	8,486.30	17,357.70	0.00	24,047.18	32.84
10E105 2560 1190 84 000000	ADAMS FOOD SERV COOKS SALAR	72,000.00	9,475.09	34,364.91	37,635.09	0.00	70,285.44	47.73
10E107 2560 1190 84 000000	JEFFERSON FOOD SERV COOKS S	59,000.00	6,938.43	26,682.01	32,317.99	0.00	54,075.33	45.22
10E108 2560 1190 84 000000	LINCOLN FOOD SERV COOKS SAL	130,000.00	15,264.20	47,278.48	82,721.52	0.00	84,198.19	36.37
10E109 2560 1190 84 000000	LONGFELLOW FOOD SERV COOKS	87,000.00	13,934.68	26,150.34	60,849.66	0.00	49,657.14	30.06
10E110 2560 1190 84 000000	WASHINGTON FOOD SERV COOKS	105,000.00	12,240.90	41,223.08	63,776.92	0.00	67,480.37	39.26
10E204 2560 1190 84 000000	JH COOK SALARY	130,000.00	17,658.00	49,440.82	80,559.18	0.00	95,967.76	38.03
10E303 2560 1190 84 000000	HS FOOD SERV COOKS SALARY	170,000.00	14,734.39	53,975.80	116,024.20	0.00	116,721.78	31.75
10E000 2560 1200 84 000000	FOOD SERV: SALARY, SUBS	3,000.00	0.00	0.00	3,000.00	0.00	3,542.50	0.00
10E105 2560 1200 84 000000	ADAMS FOOD SERV SUB SALARY	2,000.00	0.00	0.00	2,000.00	0.00	1,844.00	0.00
10E107 2560 1200 84 000000	JEFFERSON FOOD SERV SUB SAL	2,000.00	0.00	0.00	2,000.00	0.00	894.00	0.00
10E108 2560 1200 84 000000	LINCOLN FOOD SERV SUB SALAR	10,000.00	0.00	0.00	10,000.00	0.00	2,617.75	0.00
10E109 2560 1200 84 000000	LONGFELLOW FOOD SERV SUB SA	10,000.00	1,440.00	3,192.00	6,808.00	0.00	462.00	31.92
10E110 2560 1200 84 000000	WASHINGTON FOOD SERV SUB SA	12,000.00	0.00	90.00	11,910.00	0.00	11,055.00	0.75
10E204 2560 1200 84 000000	JH SUB COOK SALARY	5,000.00	2,073.00	4,110.00	890.00	0.00	36,221.63	82.20
10E303 2560 1200 84 000000	HS FOOD SERV SUB COOK SALAR	15,000.00	798.00	1,824.00	13,176.00	0.00	5,958.63	12.16
10E105 2560 1300 84 000000	ADAMS FOOD SERV HOURLY SALA	1,500.00	0.00	19.00	1,481.00	0.00	1,113.49	1.27

Account Number	Account Level Description Account Number	2022-23 Original Budget	October 2022-23 Monthly Activity	2022-23 FYTD Activity	2022-23 Available Funds	Encumbered Amount	2021-22 FY Activity	2022-23 FYTD %
10	EDUCATIONAL FUND							
10E107 2560 1300 84 000000	JEFFERSON FOOD SERV HOURLY	2,500.00	0.00	0.00	2,500.00	0.00	1,410.00	0.00
10E108 2560 1300 84 000000	LINCOLN FOOD SERV HOURLY SA	1,500.00	0.00	0.00	1,500.00	0.00	1,475.22	0.00
10E109 2560 1300 84 000000	LONGFELLOW FOOD SERV HOURL	1,200.00	-5,729.88	166.95	1,033.05	0.00	758.76	13.91
10E110 2560 1300 84 000000	WASHINGTON FOOD SERV HOURLY	1,700.00	0.00	909.38	790.62	0.00	1,892.54	53.49
10E204 2560 1300 84 000000	JH FOOD SERVICE HOURLY	3,000.00	-2,714.53	193.57	2,806.43	0.00	1,007.93	6.45
10E303 2560 1300 84 000000	HS FOOD SERV HOURLY SALARY	3,500.00	0.00	0.00	3,500.00	0.00	3,037.45	0.00
10E960 2560 1300 30 000000	ESSER II FOOD SERVICE SALAR	50,000.00	0.00	22,360.00	27,640.00	0.00	23,495.00	44.72
10E105 2560 1310 84 000000	ADAMS FOOD SERV OVERTIME SA	500.00	0.00	126.33	373.67	0.00	28.50	25.27
10E107 2560 1310 84 000000	JEFFERSON FOOD SERV OVERTIM	400.00	0.00	0.00	400.00	0.00	486.16	0.00
10E108 2560 1310 84 000000	LINCOLN FOOD SERV OVERTIME	1,400.00	0.00	0.00	1,400.00	0.00	1,342.09	0.00
10E109 2560 1310 84 000000	LONGFELLOW FOOD SERV OVERT	400.00	0.00	0.00	400.00	0.00	365.38	0.00
10E110 2560 1310 84 000000	WASHINGTON FOOD SERV OVERTI	700.00	49.58	97.66	602.34	0.00	628.79	13.95
10E204 2560 1310 84 000000	JH FOOD SERVICE OVERTIME	3,000.00	397.21	752.70	2,247.30	0.00	1,006.08	25.09
10E303 2560 1310 84 000000	HS FOOD SERV OVERTIME SALAR	4,000.00	30.37	99.29	3,900.71	0.00	3,804.02	2.48
10E000 2560 2120 84 000000	FOOD SERV: IMRF	5,500.00	425.06	1,694.20	3,805.80	0.00	4,956.55	30.80
10E105 2560 2120 84 000000	ADAMS FOOD SERV IMRF	4,010.00	446.47	1,626.12	2,383.88	0.00	3,365.68	40.55
10E107 2560 2120 84 000000	JEFFERSON FOOD SERV IMRF	2,950.00	326.95	1,257.26	1,692.74	0.00	2,637.32	42.62
10E108 2560 2120 84 000000	LINCOLN FOOD SERV IMRF	6,500.00	719.24	2,227.71	4,272.29	0.00	4,100.05	34.27
10E109 2560 2120 84 000000	LONGFELLOW FOOD SERV IMRF	4,350.00	386.60	1,240.05	3,109.95	0.00	2,392.83	28.51
10E110 2560 2120 84 000000	WASHINGTON FOOD SERV IMRF	5,250.00	579.14	1,989.91	3,260.09	0.00	3,298.60	37.90
10E204 2560 2120 84 000000	JH FOOD SERVICE IMRF	7,750.00	722.86	2,374.23	5,375.77	0.00	4,616.95	30.64
10E303 2560 2120 84 000000	HS FOOD SERV IMRF	8,550.00	695.70	2,547.97	6,002.03	0.00	5,765.82	29.80
10E960 2560 2120 30 000000		2,500.00	0.00	1,053.61	1,446.39	0.00	883.72	42.14
10E105 2560 2220 84 000000	ADAMS FOOD SERV HEALTH INS	31,000.00	2,829.20	10,077.54	20,922.46	0.00	25,060.78	32.51
10E107 2560 2220 84 000000	JEFFERSON FOOD SERV HEALTH	7,000.00	0.00	0.00	7,000.00	0.00	0.00	0.00
10E108 2560 2220 84 000000	LINCOLN FOOD SERV HEALTH IN	25,000.00	1,768.64	6,299.88	18,700.12	0.00	15,666.64	25.20
10E109 2560 2220 84 000000	LONGFELLOW FOOD SERV HEALT	21,000.00	868.25	2,973.09	18,026.91	0.00	8,431.28	14.16
10E110 2560 2220 84 000000	WASHINGTON FOOD SERV HEALTH	15,000.00	0.00	0.00	15,000.00	0.00	4,148.09	0.00
10E204 2560 2220 84 000000	JH FOOD SERVICE HEALTH	30,000.00	904.42	3,009.26	26,990.74	0.00	10,404.56	10.03
10E303 2560 2220 84 000000	HS FOOD SERV HEALTH INSURAN	47,000.00	4,097.76	13,990.39	33,009.61	0.00	39,108.61	29.77
10E000 2560 3190 84 000000	FOOD SERV: OTHER PURCHASED	10,000.00	0.00	3,511.06	6,488.94	0.00	5,069.68	35.11
10E000 2560 3190 84 000001	FOOD SERV: POS SYSTEM	0.00	0.00	0.00	0.00	0.00	7,898.00	0.00
10E105 2560 3190 84 000000	ADAMS FOOD SERV OTHER PURCH	250.00	0.00	0.00	250.00	0.00	0.00	0.00
10E107 2560 3190 84 000000	JEFFERSON FOOD SERV OTHER P	1,000.00	0.00	0.00	1,000.00	0.00	0.00	0.00
10E108 2560 3190 84 000000	LINCOLN FOOD SERV OTHER PUR	250.00	0.00	0.00	250.00	0.00	0.00	0.00
10E109 2560 3190 84 000000	LONGFELLOW FOOD SERV OTHER	4,000.00	502.60	996.62	3,003.38	0.00	3,913.56	24.92
10E110 2560 3190 84 000000	WASHINGTON FOOD SERV OTHER	5,000.00	939.40	1,819.66	3,180.34	0.00	5,589.51	36.39
10E204 2560 3190 84 000000	JH FOOD SERV OTHER PURCHASE	250.00	0.00	0.00	250.00	0.00	0.00	0.00

Account Number	Account Level Description	2022-23	October 2022-23	2022-23	2022-23	Encumbered	2021-22	2022-23
	Account Number	Original Budget	Monthly Activity	FYTD Activity	Available Funds	Amount	FY Activity	FYTD %
10	EDUCATIONAL FUND							
10E303 2560 3190 84 000000	HS FOOD SERV PURCHASED SERV	250.00	0.00	0.00	250.00	0.00	0.00	0.00
10E000 2560 3230 84 000000	FOOD SERV: MAINT - REPR	2,000.00	0.00	0.00	2,000.00	0.00	1,963.94	0.00
10E105 2560 3230 84 000000	ADAMS FOOD SERV MAINT/REPAI	4,100.00	0.00	588.20	3,511.80	0.00	1,008.38	14.35
10E107 2560 3230 84 000000	JEFFERSON FOOD SERV MAINT/R	2,000.00	0.00	336.97	1,663.03	0.00	629.94	16.85
10E108 2560 3230 84 000000	LINCOLN FOOD SERV MAINT/REP	4,000.00	0.00	130.00	3,870.00	0.00	2,285.39	3.25
10E109 2560 3230 84 000000	LONGFELLOW FOOD SERV MAINT/	3,000.00	0.00	0.00	3,000.00	0.00	5,120.99	0.00
10E110 2560 3230 84 000000	WASHINGTON FOOD SERV MAINT/	4,000.00	0.00	0.00	4,000.00	0.00	1,859.38	0.00
10E204 2560 3230 84 000000	JH FOOD SERV MAINTENANCE/RE	4,000.00	0.00	0.00	-1,925.01	5,925.01	1,291.81	0.00
10E303 2560 3230 84 000000	HS FOOD SERV MAINT/REPAIR	10,000.00	0.00	0.00	8,219.00	1,781.00	7,507.68	0.00
10E000 2560 3320 84 000000	FOOD SERV: TRAVEL SUP/HD	900.00	0.00	0.00	900.00	0.00	0.00	0.00
10E105 2560 3320 84 000000	ADAMS FOOD SERV TRAVEL	600.00	0.00	0.00	600.00	0.00	0.00	0.00
10E107 2560 3320 84 000000	JEFFERSON FOOD SERV TRAVEL	200.00	0.00	0.00	200.00	0.00	0.00	0.00
10E108 2560 3320 84 000000	LINCOLN FOOD SERV TRAVEL	200.00	0.00	0.00	200.00	0.00	0.00	0.00
10E109 2560 3320 84 000000	LONGFELLOW FOOD SERV TRAVEL	200.00	0.00	0.00	200.00	0.00	0.00	0.00
10E110 2560 3320 84 000000	WASHINGTON FOOD SERV TRAVEL	600.00	0.00	0.00	600.00	0.00	0.00	0.00
10E204 2560 3320 84 000000	JH FOOD SERV TRAVEL	0.00	0.00	0.00	0.00	0.00	0.00	0.00
10E303 2560 3320 84 000000	HS FOOD SERV TRAVEL	500.00	0.00	0.00	500.00	0.00	0.00	0.00
10E000 2560 4100 84 000000	FOOD SERV: SUPPLIES	60,000.00	0.00	8,870.00	47,705.65	778.94	79,876.36	14.78
10E000 2560 4100 84 429900	Supply Chain Assist Supplie	71,026.00	17,985.62	17,985.62	36,365.34	16,675.04	0.00	25.32
10E105 2560 4100 84 000000	ADAMS FOOD SERV SUPPLIES	60,000.00	6,723.93	9,688.25	43,494.60	6,817.15	58,942.03	16.15
10E107 2560 4100 84 000000	JEFFERSON FOOD SERV SUPPLIE	75,000.00	10,906.87	13,805.90	48,249.92	12,944.18	70,577.41	18.41
10E108 2560 4100 84 000000	LINCOLN FOOD SERV SUPPLIES	140,000.00	15,067.70	20,631.68	109,239.38	10,128.94	132,164.61	14.74
10E109 2560 4100 84 000000	LONGFELLOW FOOD SERV SUPPLI	70,000.00	8,444.41	11,818.53	55,994.47	2,187.00	68,914.31	16.88
10E110 2560 4100 84 000000	WASHINGTON FOOD SERV SUPPLI	155,000.00	12,866.30	19,207.64	125,727.99	10,064.37	154,131.08	12.39
10E204 2560 4100 84 000000	JH FOOD SERVICE SUPPLIES	170,000.00	26,840.29	32,624.82	119,974.45	17,400.73	160,251.44	19.19
10E303 2560 4100 84 000000	HS FOOD SERV SUPPLIES	200,000.00	19,465.93	26,457.24	157,421.81	16,120.95	200,595.33	13.23
10E000 2560 4150 84 000000	FOOD SERV: FREIGHT	0.00	0.00	0.00	0.00	0.00	0.00	0.00
10E105 2560 4150 84 000000	ADAMS FOOD SERV COMMODITY F	0.00	0.00	0.00	0.00	0.00	0.00	0.00
10E107 2560 4150 84 000000	JEFFESON FOOD SERV COMMODIT	0.00	0.00	0.00	0.00	0.00	0.00	0.00
10E108 2560 4150 84 000000	LINCOLN FOOD SERV COMMODITY	0.00	0.00	0.00	0.00	0.00	0.00	0.00
10E109 2560 4150 84 000000	LONGFELLOW FOOD SERV COMMOD	0.00	0.00	0.00	0.00	0.00	0.00	0.00
10E110 2560 4150 84 000000	WASHINGTON FOOD SERV COMMOD	0.00	0.00	0.00	0.00	0.00	0.00	0.00
10E204 2560 4150 84 000000	JH FOOD SERV FREIGHT	0.00	0.00	0.00	0.00	0.00	0.00	0.00
10E303 2560 4150 84 000000	HS FOOD SERV COMMOD FREIGHT	0.00	0.00	0.00	0.00	0.00	0.00	0.00
10E000 2560 5400 84 000000	Food Service Equipment	1,500.00	0.00	0.00	1,500.00	0.00	6,906.30	0.00
10E105 2560 5400 84 000000	ADAMS FOOD SERV EQUIPMENT	1,000.00	0.00	0.00	1,000.00	0.00	0.00	0.00
10E107 2560 5400 84 000000	JEFFERSON FOOD SERV EQUIPME	4,000.00	0.00	0.00	4,000.00	0.00	0.00	0.00
10E108 2560 5400 84 000000	LINCOLN FOOD SERV EQUIPMENT	4,000.00	0.00	0.00	4,000.00	0.00	0.00	0.00

Account Number	Account Level Description Account Number	2022-23 Original Budget	October 2022-23 Monthly Activity	2022-23 FYTD Activity	2022-23 Available Funds	Encumbered Amount	2021-22 FY Activity	2022-23 FYTD %
10	EDUCATIONAL FUND							
10E109 2560 5400 84 000000	LONGFELLOW FOOD SERV EQUIPM	1,000.00	0.00	0.00	1,000.00	0.00	0.00	0.00
10E110 2560 5400 84 000000	WASHINGTON FOOD SERV EQUIPM	4,000.00	0.00	0.00	4,000.00	0.00	8,815.00	0.00
10E204 2560 5400 84 000000	JH FOOD SERV CAPITAL OUTLAY	15,000.00	0.00	0.00	15,000.00	0.00	10,413.00	0.00
10E303 2560 5400 84 000000	HS FOOD SERV CAPITAL OUTLAY	35,000.00	0.00	0.00	35,000.00	0.00	12,729.86	0.00
10E000 2560 6400 84 000000	FOOD SERV: DUES/FEES	2,000.00	0.00	0.00	2,000.00	0.00	0.00	0.00
10E105 2560 6400 84 000000	ADAMS FOOD SERV DUES/FEES	0.00	0.00	0.00	0.00	0.00	0.00	0.00
10E107 2560 6400 84 000000	JEFFERSON FOOD SERV DUES/FE	0.00	0.00	0.00	0.00	0.00	0.00	0.00
10E108 2560 6400 84 000000	LINCOLN FOOD SERV DUES/FEES	0.00	0.00	0.00	0.00	0.00	0.00	0.00
10E109 2560 6400 84 000000	LONGFELLOW FOOD SERV DUES/F	0.00	0.00	0.00	0.00	0.00	0.00	0.00
10E110 2560 6400 84 000000	WASHINGTON FOOD SERV DUES/F	0.00	0.00	0.00	0.00	0.00	0.00	0.00
10E204 2560 6400 84 000000	JH FOOD SERV DUES/FEES	0.00	0.00	0.00	0.00	0.00	1,883.83	0.00
10E303 2560 6400 84 000000	HS FOOD SERV DUES/FEES	0.00	0.00	0.00	0.00	0.00	0.00	0.00
10E000 2900 1120 00 000000	LOCAL HOMELESS SALARY	2,700.00	0.00	2,695.80	4.20	0.00	13,479.00	99.84
10E902 2900 1120 30 000000	Homeless Title I	4,100.00	0.00	0.00	4,100.00	0.00	0.00	0.00
10E902 2900 1120 30 105000	AD TITILE I HOMELESS	0.00	0.00	811.00	-811.00	0.00	4,055.00	0.00
10E902 2900 1120 30 107000	JE TITILE I HOMELESS	0.00	0.00	811.00	-811.00	0.00	4,055.00	0.00
10E902 2900 1120 30 108000	LI TITILE I HOMELESS	0.00	0.00	811.00	-811.00	0.00	4,055.00	0.00
10E902 2900 1120 30 109000	LO TITILE I HOMELESS	0.00	0.00	811.00	-811.00	0.00	4,055.00	0.00
10E902 2900 1120 30 110000	WA TITILE I HOMELESS	0.00	0.00	811.08	-811.08	0.00	4,055.40	0.00
10E902 2900 1200 30 000000	TITLE I HOMELESS AIDE	0.00	0.00	0.00	0.00	0.00	0.00	0.00
10E902 2900 1200 30 105000	ADAMS TITLE I HOMELESS SALA	0.00	0.00	0.00	0.00	0.00	0.00	0.00
10E902 2900 1200 30 107000	JEFFER TITLE I HOMELESS SAL	0.00	0.00	0.00	0.00	0.00	0.00	0.00
10E902 2900 1200 30 108000	LINCOL TITLE I HOMELESS SAL	0.00	0.00	0.00	0.00	0.00	0.00	0.00
10E902 2900 1200 30 109000	LONGFE TITLE I HOMELESS SAL	0.00	0.00	0.00	0.00	0.00	0.00	0.00
10E902 2900 1200 30 110000	WASHIN TITLE I HOMELESS SAL	0.00	0.00	0.00	0.00	0.00	0.00	0.00
10E930 2900 1200 30 105000	AD TITLE I HOMELESS	0.00	0.00	222.17	-222.17	0.00	0.00	0.00
10E930 2900 1200 30 107000	JE TITLE I HOMELESS	0.00	0.00	222.17	-222.17	0.00	0.00	0.00
10E930 2900 1200 30 108000	LI TITLE I HOMELESS	0.00	0.00	222.17	-222.17	0.00	0.00	0.00
10E930 2900 1200 30 109000	LO TITLE I HOMELESS	0.00	0.00	222.17	-222.17	0.00	0.00	0.00
10E930 2900 1200 30 110000	WA TITLE I HOMELESS	0.00	2,100.00	4,422.15	-4,422.15	0.00	0.00	0.00
10E902 2900 2100 30 105000		0.00	0.00	0.00	0.00	0.00	551.28	0.00
10E902 2900 2100 30 107000		0.00	0.00	0.00	0.00	0.00	551.28	0.00
10E902 2900 2100 30 108000		0.00	0.00	0.00	0.00	0.00	551.28	0.00
10E902 2900 2100 30 109000		0.00	0.00	0.00	0.00	0.00	551.28	0.00
10E902 2900 2100 30 110000		0.00	0.00	0.00	0.00	0.00	551.51	0.00
10E930 2900 2100 30 105000		0.00	0.00	25.61	-25.61	0.00	0.00	0.00
10E930 2900 2100 30 107000		0.00	0.00	25.61	-25.61	0.00	0.00	0.00
10E930 2900 2100 30 108000		0.00	0.00	25.61	-25.61	0.00	0.00	0.00

Account Number	Account Level Description	2022-23	October 2022-23	2022-23	2022-23	Encumbered	2021-22	2022-23
	Account Number	Original Budget	Monthly Activity	FYTD Activity	Available Funds	Amount	FY Activity	FYTD %
10	EDUCATIONAL FUND							
10E930 2900 2100 30 109000		0.00	0.00	25.61	-25.61	0.00	0.00	0.00
10E930 2900 2100 30 110000		0.00	242.08	509.77	-509.77	0.00	0.00	0.00
10E000 2900 2110 00 000000		0.00	0.00	0.00	0.00	0.00	1,600.01	0.00
10E902 2900 2110 30 105000		0.00	0.00	0.00	0.00	0.00	481.21	0.00
10E902 2900 2110 30 107000		0.00	0.00	0.00	0.00	0.00	481.21	0.00
10E902 2900 2110 30 108000		0.00	0.00	0.00	0.00	0.00	481.21	0.00
10E902 2900 2110 30 109000		0.00	0.00	0.00	0.00	0.00	481.21	0.00
10E902 2900 2110 30 110000		0.00	0.00	0.00	0.00	0.00	481.22	0.00
10E930 2900 2110 30 105000		0.00	0.00	21.97	-21.97	0.00	0.00	0.00
10E930 2900 2110 30 107000		0.00	0.00	21.97	-21.97	0.00	0.00	0.00
10E930 2900 2110 30 108000		0.00	0.00	21.97	-21.97	0.00	0.00	0.00
10E930 2900 2110 30 109000		0.00	0.00	21.97	-21.97	0.00	0.00	0.00
10E930 2900 2110 30 110000		0.00	207.68	437.34	-437.34	0.00	0.00	0.00
10E902 2900 2120 30 105000	AD TITLE I IMRF	0.00	0.00	0.00	0.00	0.00	0.00	0.00
10E902 2900 2120 30 107000	JE TITLE I IMRF	0.00	0.00	0.00	0.00	0.00	0.00	0.00
10E902 2900 2120 30 108000	LI TITLE I IMRF	0.00	0.00	0.00	0.00	0.00	0.00	0.00
10E902 2900 2120 30 109000	LO TITLE I IMRF	0.00	0.00	0.00	0.00	0.00	0.00	0.00
10E902 2900 2120 30 110000	WA TITLE I IMRF	0.00	0.00	0.00	0.00	0.00	0.00	0.00
10E930 2900 2120 30 000000	TITLE I IMRF	0.00	0.00	0.00	0.00	0.00	0.00	0.00
10E930 2900 2120 30 105000	AD TITLE I IMRF	0.00	0.00	0.00	0.00	0.00	0.00	0.00
10E930 2900 2120 30 107000	JE TITLE I IMRF	0.00	0.00	0.00	0.00	0.00	0.00	0.00
10E930 2900 2120 30 108000	LI TITLE I IMRF	0.00	0.00	0.00	0.00	0.00	0.00	0.00
10E930 2900 2120 30 109000	LO TITLE I IMRF	0.00	0.00	0.00	0.00	0.00	0.00	0.00
10E930 2900 2120 30 110000	WA TITLE I IMRF	0.00	0.00	0.00	0.00	0.00	0.00	0.00
10E000 2900 2170 00 000000		0.00	0.00	0.00	0.00	0.00	103.67	0.00
10E902 2900 2170 30 105000		0.00	0.00	0.00	0.00	0.00	31.19	0.00
10E902 2900 2170 30 107000		0.00	0.00	0.00	0.00	0.00	31.19	0.00
10E902 2900 2170 30 108000		0.00	0.00	0.00	0.00	0.00	31.19	0.00
10E902 2900 2170 30 109000		0.00	0.00	0.00	0.00	0.00	31.19	0.00
10E902 2900 2170 30 110000		0.00	0.00	0.00	0.00	0.00	31.19	0.00
10E930 2900 2170 30 105000		0.00	0.00	1.42	-1.42	0.00	0.00	0.00
10E930 2900 2170 30 107000		0.00	0.00	1.42	-1.42	0.00	0.00	0.00
10E930 2900 2170 30 108000		0.00	0.00	1.42	-1.42	0.00	0.00	0.00
10E930 2900 2170 30 109000		0.00	0.00	1.42	-1.42	0.00	0.00	0.00
10E930 2900 2170 30 110000		0.00	13.40	28.20	-28.20	0.00	0.00	0.00
10E902 2900 2220 30 105000		182.00	0.00	190.68	-8.68	0.00	998.80	104.77
10E902 2900 2220 30 107000		182.00	0.00	190.68	-8.68	0.00	998.80	104.77
10E902 2900 2220 30 108000		182.00	0.00	190.68	-8.68	0.00	998.80	104.77

Account Number	Account Level Description Account Number	2022-23 Original Budget	October 2022-23 Monthly Activity	2022-23 FYTD Activity	2022-23 Available Funds	Encumbered Amount	2021-22 FY Activity	2022-23 FYTD %
10	EDUCATIONAL FUND							
10E902 2900 2220 30 109000		182.00	0.00	190.68	-8.68	0.00	998.80	104.77
10E902 2900 2220 30 110000		182.00	0.00	190.70	-8.70	0.00	998.64	104.78
10E930 2900 2220 30 105000		0.00	0.00	72.36	-72.36	0.00	0.00	0.00
10E930 2900 2220 30 107000		0.00	0.00	72.36	-72.36	0.00	0.00	0.00
10E930 2900 2220 30 108000		0.00	0.00	72.36	-72.36	0.00	0.00	0.00
10E930 2900 2220 30 109000		0.00	0.00	72.36	-72.36	0.00	0.00	0.00
10E930 2900 2220 30 110000		0.00	0.00	72.33	-72.33	0.00	0.00	0.00
10E000 2900 2250 00 000000		0.00	0.00	0.00	0.00	0.00	278.92	0.00
10E902 2900 2250 30 105000		0.00	0.00	0.00	0.00	0.00	83.99	0.00
10E902 2900 2250 30 107000		0.00	0.00	0.00	0.00	0.00	83.99	0.00
10E902 2900 2250 30 108000		0.00	0.00	0.00	0.00	0.00	83.99	0.00
10E902 2900 2250 30 109000		0.00	0.00	0.00	0.00	0.00	83.99	0.00
10E902 2900 2250 30 110000		0.00	0.00	0.00	0.00	0.00	83.99	0.00
10E930 2900 2250 30 105000		0.00	0.00	3.83	-3.83	0.00	0.00	0.00
10E930 2900 2250 30 107000		0.00	0.00	3.83	-3.83	0.00	0.00	0.00
10E930 2900 2250 30 108000		0.00	0.00	3.83	-3.83	0.00	0.00	0.00
10E930 2900 2250 30 109000		0.00	0.00	3.83	-3.83	0.00	0.00	0.00
10E930 2900 2250 30 110000		0.00	36.22	76.28	-76.28	0.00	0.00	0.00
10E941 2900 3190 00 000000	ARP-MCKINNEY VENTO PURCH SE	500.00	0.00	0.00	500.00	0.00	500.00	0.00
10E902 2900 4100 30 000000	TITLE I: HOMESLESS SUPPLIE	1,514.00	0.00	0.00	1,514.00	0.00	0.00	0.00
10E902 2900 4100 30 105000	ADAMS TITLE I HOMELESS SUPP	0.00	0.00	0.00	0.00	0.00	0.00	0.00
10E902 2900 4100 30 107000	JEF TITLE I HOMELESS SUPPLI	0.00	0.00	0.00	0.00	0.00	0.00	0.00
10E902 2900 4100 30 108000	LIN TITLE I HOMELESS SUPPLI	0.00	0.00	0.00	0.00	0.00	0.00	0.00
10E902 2900 4100 30 109000	LONG TITLE I HOMELESS SUPPL	0.00	0.00	0.00	0.00	0.00	486.44	0.00
10E902 2900 4100 30 110000	WASH TITLE I HOMELESS SUPPL	0.00	0.00	0.00	0.00	0.00	0.00	0.00
10E930 2900 4100 30 000000	TITLE I: HOMELESS SUPPLIES	2,000.00	0.00	0.00	2,000.00	0.00	200.00	0.00
10E930 2900 4100 30 105000	AD TITLE HOMELESS SUPPLIES	0.00	0.00	0.00	0.00	0.00	0.00	0.00
10E930 2900 4100 30 107000	JE TITLE HOMELESS SUPPLIES	0.00	0.00	0.00	0.00	0.00	0.00	0.00
10E930 2900 4100 30 108000	LI TITLE HOMELESS SUPPLIES	0.00	0.00	0.00	0.00	0.00	182.23	0.00
10E930 2900 4100 30 109000	LO TITLE HOMELESS SUPPLIES	0.00	0.00	0.00	0.00	0.00	950.00	0.00
10E930 2900 4100 30 110000	WA TITLE HOMELESS SUPPLIES	0.00	0.00	0.00	0.00	0.00	0.00	0.00
10E902 3900 1140 30 000000	TITLE I COM SERVICE SALARY	4,284.00	0.00	0.00	4,284.00	0.00	0.00	0.00
10E902 3900 1140 30 105000	ADAMS TITLE I COM SER SAL	0.00	0.00	857.08	-857.08	0.00	4,285.39	0.00
10E902 3900 1140 30 107000	JEFF TITLE I COM SER SAL	0.00	0.00	857.08	-857.08	0.00	4,285.39	0.00
10E902 3900 1140 30 108000	LINC TITLE I COM SER SAL	0.00	0.00	857.08	-857.08	0.00	4,285.39	0.00
10E902 3900 1140 30 109000	LONG TITLE I COM SER SAL	0.00	0.00	857.08	-857.08	0.00	4,285.39	0.00
10E902 3900 1140 30 110000	WASH TITLE I COM SER SAL	0.00	0.00	857.12	-857.12	0.00	4,285.67	0.00
10E930 3900 1140 30 000000	TITLE I: COM. SERV SAL	26,660.00	0.00	0.00	26,660.00	0.00	0.00	0.00

Account Number	Account Level Description Account Number	2022-23 Original Budget	October 2022-23 Monthly Activity	2022-23 FYTD Activity	2022-23 Available Funds	Encumbered Amount	2021-22 FY Activity	2022-23 FYTD %
10	EDUCATIONAL FUND							
10E930 3900 1140 30 105000	AD TITLE SALARY	0.00	0.00	0.00	0.00	0.00	1,139.76	0.00
10E930 3900 1140 30 107000	JE TITLE SALARY	0.00	0.00	0.00	0.00	0.00	1,139.76	0.00
10E930 3900 1140 30 108000	LI TITLE SALARY	0.00	0.00	0.00	0.00	0.00	1,139.76	0.00
10E930 3900 1140 30 109000	LO TITLE SALARY	0.00	0.00	0.00	0.00	0.00	1,139.76	0.00
10E930 3900 1140 30 110000	WA TITLE SALARY	0.00	0.00	0.00	0.00	0.00	1,139.68	0.00
10E902 3900 2100 30 000000	TITLE I FED TRS	0.00	0.00	0.00	0.00	0.00	0.00	0.00
10E902 3900 2100 30 105000	AD TITLE I FED TRS	0.00	0.00	0.00	0.00	0.00	582.69	0.00
10E902 3900 2100 30 107000	JE TITLE I FED TRS	0.00	0.00	0.00	0.00	0.00	582.69	0.00
10E902 3900 2100 30 108000	LI TITLE I FED TRS	0.00	0.00	0.00	0.00	0.00	582.69	0.00
10E902 3900 2100 30 109000	LO TITLE I FED TRS	0.00	0.00	0.00	0.00	0.00	582.69	0.00
10E902 3900 2100 30 110000	WA TITLE I FED TRS	0.00	0.00	0.00	0.00	0.00	582.04	0.00
10E930 3900 2100 30 000000	TITLE I FED TRS	3,100.00	0.00	0.00	3,100.00	0.00	0.00	0.00
10E930 3900 2100 30 105000		0.00	0.00	0.00	0.00	0.00	0.00	0.00
10E930 3900 2100 30 107000		0.00	0.00	0.00	0.00	0.00	0.00	0.00
10E930 3900 2100 30 108000		0.00	0.00	0.00	0.00	0.00	0.00	0.00
10E930 3900 2100 30 109000		0.00	0.00	0.00	0.00	0.00	0.00	0.00
10E930 3900 2100 30 110000		0.00	0.00	0.00	0.00	0.00	0.00	0.00
10E902 3900 2110 30 000000	TITLE I 9.4% TRS	2,700.00	0.00	0.00	2,700.00	0.00	0.00	0.00
10E902 3900 2110 30 105000	AD TITLE I TRS	0.00	0.00	0.00	0.00	0.00	508.58	0.00
10E902 3900 2110 30 107000	JE TITLE I TRS	0.00	0.00	0.00	0.00	0.00	508.58	0.00
10E902 3900 2110 30 108000	LI TITLE I TRS	0.00	0.00	0.00	0.00	0.00	508.58	0.00
10E902 3900 2110 30 109000	LO TITLE I TRS	0.00	0.00	0.00	0.00	0.00	508.58	0.00
10E902 3900 2110 30 110000	WA TITLE I TRS	0.00	0.00	0.00	0.00	0.00	508.83	0.00
10E930 3900 2110 30 000000	TITLE I 9% TRS	0.00	0.00	0.00	0.00	0.00	0.00	0.00
10E930 3900 2110 30 105000		0.00	0.00	0.00	0.00	0.00	0.00	0.00
10E930 3900 2110 30 107000		0.00	0.00	0.00	0.00	0.00	0.00	0.00
10E930 3900 2110 30 108000		0.00	0.00	0.00	0.00	0.00	0.00	0.00
10E930 3900 2110 30 109000		0.00	0.00	0.00	0.00	0.00	0.00	0.00
10E930 3900 2110 30 110000		0.00	0.00	0.00	0.00	0.00	0.00	0.00
10E902 3900 2170 30 000000	TITLE I: .58% TRS	0.00	0.00	0.00	0.00	0.00	0.00	0.00
10E902 3900 2170 30 105000	AD TITLE I .58% TRS	0.00	0.00	0.00	0.00	0.00	32.89	0.00
10E902 3900 2170 30 107000	JE TITLE I .58% TRS	0.00	0.00	0.00	0.00	0.00	32.89	0.00
10E902 3900 2170 30 108000	LI TITLE I .58% TRS	0.00	0.00	0.00	0.00	0.00	32.89	0.00
10E902 3900 2170 30 109000	LO TITLE I .58% TRS	0.00	0.00	0.00	0.00	0.00	32.89	0.00
10E902 3900 2170 30 110000	WA TITLE I .58% TRS	0.00	0.00	0.00	0.00	0.00	33.25	0.00
10E930 3900 2170 30 000000	TITLE I .58% TRS	200.00	0.00	0.00	200.00	0.00	0.00	0.00
10E930 3900 2170 30 105000		0.00	0.00	0.00	0.00	0.00	0.00	0.00
10E930 3900 2170 30 107000		0.00	0.00	0.00	0.00	0.00	0.00	0.00

Account Number	Account Level Description Account Number	2022-23 Original Budget	October 2022-23 Monthly Activity	2022-23 FYTD Activity	2022-23 Available Funds	Encumbered Amount	2021-22 FY Activity	2022-23 FYTD %
10	EDUCATIONAL FUND							
10E930 3900 2170 30 108000		0.00	0.00	0.00	0.00	0.00	0.00	0.00
10E930 3900 2170 30 109000		0.00	0.00	0.00	0.00	0.00	0.00	0.00
10E930 3900 2170 30 110000		0.00	0.00	0.00	0.00	0.00	0.00	0.00
10E902 3900 2220 30 000000	TITLE I HEALTH INSURANCE	700.00	0.00	0.00	700.00	0.00	0.00	0.00
10E902 3900 2220 30 105000		0.00	0.00	138.14	-138.14	0.00	657.80	0.00
10E902 3900 2220 30 107000		0.00	0.00	138.14	-138.14	0.00	657.80	0.00
10E902 3900 2220 30 108000		0.00	0.00	138.14	-138.14	0.00	657.80	0.00
10E902 3900 2220 30 109000		0.00	0.00	138.14	-138.14	0.00	657.80	0.00
10E902 3900 2220 30 110000		0.00	0.00	138.04	-138.04	0.00	657.40	0.00
10E930 3900 2220 30 000000	TITLE I: HEALTH INSURANCE	3,620.00	0.00	0.00	3,620.00	0.00	0.00	0.00
10E902 3900 2250 30 000000	TITLE I THIS INS	0.00	0.00	0.00	0.00	0.00	0.00	0.00
10E902 3900 2250 30 105000	AD TITLE I TRS HEALTH INS	0.00	0.00	0.00	0.00	0.00	88.77	0.00
10E902 3900 2250 30 107000	JE TITLE I TRS HEALTH INS	0.00	0.00	0.00	0.00	0.00	88.77	0.00
10E902 3900 2250 30 108000	LI TITLE I TRS HEALTH INS	0.00	0.00	0.00	0.00	0.00	88.77	0.00
10E902 3900 2250 30 109000	LO TITLE I TRS HEALTH INS	0.00	0.00	0.00	0.00	0.00	88.77	0.00
10E902 3900 2250 30 110000	WA TITLE I TRS HEALTH INS	0.00	0.00	0.00	0.00	0.00	88.33	0.00
10E930 3900 2250 30 000000	TITLE I TRS HEALTH	500.00	0.00	0.00	500.00	0.00	0.00	0.00
10E930 3900 2250 30 105000		0.00	0.00	0.00	0.00	0.00	0.00	0.00
10E930 3900 2250 30 107000		0.00	0.00	0.00	0.00	0.00	0.00	0.00
10E930 3900 2250 30 108000		0.00	0.00	0.00	0.00	0.00	0.00	0.00
10E930 3900 2250 30 109000		0.00	0.00	0.00	0.00	0.00	0.00	0.00
10E930 3900 2250 30 110000		0.00	0.00	0.00	0.00	0.00	0.00	0.00
10E000 3901 1140 00 000000	AFTERCATS SALARY	8,000.00	807.00	2,280.00	5,720.00	0.00	8,042.75	28.50
10E105 3901 1140 00 000000	ADAMS AFTERCATS SALARY	17,000.00	540.30	1,425.59	15,574.41	0.00	4,103.81	8.39
10E107 3901 1140 00 000000	JEFFERSON AFTERCATS SALARY	16,000.00	1,294.05	2,976.51	13,023.49	0.00	9,815.46	18.60
10E108 3901 1140 00 000000	LINCOLN AFTERCATS SALARY	25,000.00	4,068.80	10,153.37	14,846.63	0.00	19,809.20	40.61
10E109 3901 1140 00 000000	LONGFELLOW AFTERCATS SALARY	18,000.00	1,731.75	3,949.88	14,050.12	0.00	19,100.48	21.94
10E110 3901 1140 00 000000	WASHINGTON AFTERCATS SALARY	23,000.00	1,654.61	4,171.55	18,828.45	0.00	13,326.97	18.14
10E204 3901 1140 00 000000	JH AFTERCATS SALARY	9,000.00	1,053.30	2,805.16	6,194.84	0.00	8,820.16	31.17
10E000 3901 2120 00 000000	AFTERCATS: IMRF	0.00	0.00	0.00	0.00	0.00	0.00	0.00
10E105 3901 2120 00 000000	ADAMS AFTERCATS IMRF	0.00	23.59	55.32	-55.32	0.00	0.00	0.00
10E107 3901 2120 00 000000	JEFFERSON AFTERCATS IMRF	450.00	40.52	81.38	368.62	0.00	369.77	18.08
10E108 3901 2120 00 000000	LINCOLN AFTERCATS IMRF	1,000.00	120.16	320.28	679.72	0.00	550.30	32.03
10E109 3901 2120 00 000000	LONGFELLOW AFTERCATS IMRF	1,000.00	37.46	90.53	909.47	0.00	615.22	9.05
10E110 3901 2120 00 000000	WASHINGTON AFTERCATS IMRF	1,000.00	77.96	193.16	806.84	0.00	616.98	19.32
10E204 3901 2120 00 000000	JH AFTERCATS IMRF	500.00	43.98	121.15	378.85	0.00	391.68	24.23
10E204 3901 2220 00 000000	JH AFTERCATS HEALTH INSURAN	16,000.00	1,133.68	2,785.83	13,214.17	0.00	12,090.53	17.41
10E940 4000 3190 30 000000	ESSER PYMTS TO GOVT UNITS	0.00	0.00	0.00	0.00	0.00	0.00	0.00

Account Number	Account Level Description Account Number	2022-23 Original Budget	October 2022-23 Monthly Activity	2022-23 FYTD Activity	2022-23 Available Funds	Encumbered Amount	2021-22 FY Activity	2022-23 FYTD %
10	EDUCATIONAL FUND							
10E902 4100 3190 30 105000	ADAMS TITLE I PURCH SERV	0.00	0.00	0.00	0.00	0.00	0.00	0.00
10E902 4100 3190 30 107000	JEFFERSON TITLE I PURCH SER	0.00	0.00	0.00	0.00	0.00	0.00	0.00
10E902 4100 3190 30 108000	LINCOLN TITLE I PURCH SERV	0.00	0.00	0.00	0.00	0.00	0.00	0.00
10E902 4100 3190 30 109000	LONGFELLOW TITLE I PURCH SE	0.00	0.00	0.00	0.00	0.00	0.00	0.00
10E902 4100 3190 30 110000	WASHINGTON TITLE I PURCH SE	0.00	0.00	0.00	0.00	0.00	0.00	0.00
10E930 4100 3190 30 105000	AD TITLE I PURCH SERV	0.00	0.00	0.00	0.00	0.00	0.00	0.00
10E930 4100 3190 30 107000	JE TITLE I PURCH SERVICE	0.00	0.00	0.00	0.00	0.00	0.00	0.00
10E930 4100 3190 30 108000	LI TITLE I PURCH SERVICE	0.00	0.00	0.00	0.00	0.00	0.00	0.00
10E930 4100 3190 30 109000	LO TITLE I PURCH SERVICE	0.00	0.00	0.00	0.00	0.00	0.00	0.00
10E930 4100 3190 30 110000	WA TITLE I PURCH SERVICE	0.00	0.00	0.00	0.00	0.00	0.00	0.00
10E902 4110 3190 30 107000	JE TITLE I PURCHASE SERVICE	0.00	0.00	0.00	0.00	0.00	0.00	0.00
10E960 4110 3190 30 000000	ESSER II OTHER GOVT PURCH S	1,000.00	0.00	0.00	1,000.00	0.00	0.00	0.00
10E000 4120 3190 12 000000	WCSED: BILLING	3,864,139.00	234,673.20	1,280,024.50	2,584,114.50	0.00	3,619,215.13	33.13
10E000 4120 3190 12 000001	WCSED:ORPHANAGE	92,192.00	0.00	89,875.40	2,316.60	0.00	114,912.76	97.49
10E000 4120 3190 12 000002	WCES IDEA FT	1,051,378.00	95,453.63	194,512.03	856,865.97	0.00	1,220,504.04	18.50
10E000 4120 3190 12 000003	SETTLEMENT AGREEMENT	0.00	0.00	0.00	0.00	0.00	0.00	0.00
10E000 4120 3190 12 000004	WCES IDEA-PS FT	27,728.00	2,183.74	3,555.96	24,172.04	0.00	31,877.40	12.82
10E000 4120 3190 12 000005	WCES CRSE-FT	546,520.00	136,629.95	136,629.95	409,890.05	0.00	546,519.80	25.00
10E000 4120 3190 12 000006	PRIVATE FACILITY	40,000.00	14,924.11	25,009.74	14,990.26	0.00	41,920.18	62.52
10E000 4120 3190 12 000007	IDEA PS ARP	19,324.00	1,683.83	2,195.69	17,128.31	0.00	0.00	11.36
10E000 4120 3190 12 000008	IDEA FT ARP	195,730.00	10,418.00	22,097.45	173,632.55	0.00	0.00	11.29
10E000 4190 3190 00 000001	FOUNDATION GRANTS	10,000.00	0.00	228.00	8,327.85	0.00	13,925.98	2.28
10E000 4190 3190 00 000002	U2 INNOVATE GRANTS	0.00	0.00	0.00	0.00	0.00	0.00	0.00
10E000 4190 3190 00 000003	ROE TUITION ECHO STARQUEST	170,000.00	28,105.00	36,530.00	133,470.00	0.00	169,182.84	21.49
10E000 4190 3190 00 000004	CITY OF MARION SRO	325,000.00	0.00	13,940.71	259,759.85	51,299.44	291,180.43	4.29
10E940 4190 3190 30 000000	ESSER PYMTS TO GOV UNITS	0.00	0.00	0.00	0.00	0.00	0.00	0.00
10E930 4900 3190 30 000000	TITLE I PURCHASED SERVICES	0.00	0.00	0.00	0.00	0.00	0.00	0.00
10E000 5150 6010 00 000000	INTEREST ON LINE OF CREDIT	0.00	0.00	0.00	0.00	0.00	0.00	0.00
10E000 5150 6020 00 000000	FEES FOR LINE OF CREDIT	0.00	0.00	0.00	0.00	0.00	0.00	0.00
10E000 8110 0000 10 000000	PERMANENT TRANSFER TO O&M	0.00	0.00	0.00	0.00	0.00	0.00	0.00
10---- ---- ---- -- ------		38,641,973.00	3,132,856.97	11,655,364.43	26,520,873.92	496,496.20	35,732,664.96	30.10
20	OPERATIONS & MAINTENANCE FUND							
20E000 2533 3010 00 000000	STORM SHELTER	20,000.00	0.00	0.00	20,000.00	0.00	0.00	0.00
20E000 2533 3010 00 000707	3 Yr Asbestos Plan	1,000.00	0.00	0.00	1,000.00	0.00	0.00	0.00
20E000 2533 3010 00 000804	DISTRICT WIDE BLEACHER INSP	5,000.00	0.00	0.00	5,000.00	0.00	0.00	0.00

Account Number	Account Level Description Account Number	2022-23 Original Budget	October 2022-23 Monthly Activity	2022-23 FYTD Activity	2022-23 Available Funds	Encumbered Amount	2021-22 FY Activity	2022-23 FYTD %
20	OPERATIONS & MAINTENANCE FUND							
20E000 2533 3010 00 000805	DISTRICT WIDE ROOF INSPECTI	2,000.00	0.00	0.00	2,000.00	0.00	0.00	0.00
20E965 2533 3190 30 000000	ESSER III: HVAC PURCHASE SE	0.00	0.00	0.00	0.00	0.00	0.00	0.00
20E000 2533 5230 03 000000	BAYSINGER ARCH FEES	100,000.00	0.00	0.00	100,000.00	0.00	35,859.48	0.00
20E960 2533 5230 30 000000	ESSER II ARCH HVAC	57,000.00	0.00	33,220.32	23,779.68	0.00	327,853.58	58.28
20E965 2533 5230 30 000000	ESSER III ARCH	793,742.00	0.00	230,947.42	562,794.58	0.00	461,649.96	29.10
20E960 2535 5230 30 000000	ESSER II HVAC	52,000.00	59,729.04	111,729.04	-59,729.04	0.00	781,626.91	214.86
20E965 2535 5230 30 000000	ESSER III HVAC	6,000,000.00	43,217.10	3,768,542.90	2,231,457.10	0.00	275,271.20	62.81
20E000 2542 1190 00 000000	MAINT: SALARY, CUSTODIAN	350,000.00	34,792.96	126,009.10	223,990.90	0.00	303,461.28	36.00
20E105 2542 1190 00 000000	ADAMS CUSTODIAN SALARY	90,500.00	7,025.50	25,315.70	65,184.30	0.00	73,816.29	27.97
20E107 2542 1190 00 000000	JEFFERSON CUSTODIAN SALARY	85,000.00	6,325.60	24,175.20	60,824.80	0.00	69,720.00	28.44
20E108 2542 1190 00 000000	LINCOLN CUSTODIAN SALARY	96,000.00	8,146.40	29,760.15	66,239.85	0.00	88,551.20	31.00
20E109 2542 1190 00 000000	LONGFELLOW CUSTODIAN SALARY	67,000.00	5,653.80	21,705.95	45,294.05	0.00	43,405.10	32.40
20E110 2542 1190 00 000000	WASHINGTON CUSTODIAN SALARY	120,000.00	6,436.80	33,761.48	86,238.52	0.00	76,910.60	28.13
20E204 2542 1190 00 000000	JH CUSTODIAN SALARY	151,000.00	13,044.60	49,195.90	101,804.10	0.00	123,016.33	32.58
20E303 2542 1190 00 000000	HS CUSTODIAN SALARY	284,000.00	20,605.90	82,456.36	201,543.64	0.00	235,953.40	29.03
20E000 2542 1200 00 000000	Maint: salary, Subs/Extr	10,000.00	1,338.00	4,848.00	5,152.00	0.00	7,372.00	48.48
20E105 2542 1200 00 000000	ADAMS SUB/EXTRA CUSTODIAN	1,000.00	0.00	0.00	1,000.00	0.00	0.00	0.00
20E107 2542 1200 00 000000	JEFFERSON SUB/EXTRA CUSTODI	10,000.00	-1,812.00	4,068.00	5,932.00	0.00	39,687.00	40.68
20E108 2542 1200 00 000000	LINCOLN SUB/EXTRA CUSTODIAN	3,000.00	0.00	0.00	3,000.00	0.00	904.00	0.00
20E109 2542 1200 00 000000	LONGFEFLLOW SUB/EXTRA CUSTO	8,000.00	0.00	0.00	8,000.00	0.00	12,061.00	0.00
20E110 2542 1200 00 000000	WASHINGTON SUB/EXTRA CUSTOD	5,000.00	720.00	3,984.00	1,016.00	0.00	21,744.47	79.68
20E204 2542 1200 00 000000	JH SUB/EXTRA CUSTODIAN SALA	10,000.00	60.00	60.00	9,940.00	0.00	18,377.00	0.60
20E303 2542 1200 00 000000	HS SUB/EXTRA CUSTODIAN	10,000.00	2,022.00	2,340.00	7,660.00	0.00	11,514.00	23.40
20E000 2542 1210 00 000000	UPKP BLD: TEMP WORK	60,000.00	0.00	2,496.00	57,504.00	0.00	22,544.00	4.16
20E105 2542 1210 00 000000	ADAMS CUSTODIAN TEMP WORK	2,000.00	690.00	6,942.00	-4,942.00	0.00	13,762.50	347.10
20E107 2542 1210 00 000000	JEFFERSON CUSTODIAN TEMP WO	14,000.00	684.00	1,512.00	12,488.00	0.00	2,476.00	10.80
20E108 2542 1210 00 000000	LINCOLN CUSTODIAN TEMP WORK	11,000.00	3,417.00	8,589.00	2,411.00	0.00	1,214.75	78.08
20E109 2542 1210 00 000000	LONGFELLOW CUSTODIAN TEMP W	12,000.00	0.00	4,104.00	7,896.00	0.00	3,214.00	34.20
20E110 2542 1210 00 000000	WASHINGTON CUSTODIAN TEMP W	15,000.00	1,446.00	6,468.00	8,532.00	0.00	11,629.00	43.12
20E204 2542 1210 00 000000	JH CUSTODIAN TEMP SALARY	12,000.00	768.00	8,859.00	3,141.00	0.00	15,439.00	73.83
20E303 2542 1210 00 000000	HS CUSTODIAN TEMP SALARY	20,000.00	0.00	0.00	20,000.00	0.00	23,297.75	0.00
20E000 2542 1300 00 000000	Maint: Salary, Overtime	8,000.00	242.00	3,155.11	4,844.89	0.00	5,505.23	39.44
20E105 2542 1300 00 000000	ADAMS CUSTODIAN OVERTIME	2,000.00	0.00	342.00	1,658.00	0.00	889.28	17.10
20E107 2542 1300 00 000000	JEFFERSON CUSTODIAN OVERTIM	4,000.00	0.00	1,052.94	2,947.06	0.00	2,357.94	26.32
20E108 2542 1300 00 000000	LINCOLN CUSTODIAN OVERTIME	1,000.00	22.88	1,325.93	-325.93	0.00	756.04	132.59
20E109 2542 1300 00 000000	LONGFELLOW CUSTODIAN OVERTI	500.00	0.00	0.00	500.00	0.00	66.15	0.00
20E110 2542 1300 00 000000	WASHINGTON CUSTODIAN OVERTI	2,500.00	188.18	1,106.46	1,393.54	0.00	2,322.15	44.26
20E204 2542 1300 00 000000	JH CUSTODIAN OVERTIME	5,000.00	105.40	3,162.64	1,837.36	0.00	1,530.99	63.25

Account Number	Account Level Description Account Number	2022-23 Original Budget	October 2022-23 Monthly Activity	2022-23 FYTD Activity	2022-23 Available Funds	Encumbered Amount	2021-22 FY Activity	2022-23 FYTD %
20	OPERATIONS & MAINTENANCE FUND							
20E303 2542 1300 00 000000	HS CUSTODIAN OVERTIME	13,000.00	3,431.31	8,846.88	4,153.12	0.00	12,757.25	68.05
20E000 2542 2120 00 000000	MAINT: IMRF	17,900.00	1,422.65	5,612.95	12,287.05	0.00	15,387.36	31.36
20E105 2542 2120 00 000000	ADAMS CUSTODIAN IMRF	5,000.00	285.35	1,109.62	3,890.38	0.00	3,187.41	22.19
20E107 2542 2120 00 000000	JEFFERSON CUSTODIAN IMRF	6,000.00	368.56	1,605.28	4,394.72	0.00	4,958.36	26.75
20E108 2542 2120 00 000000	LINCOLN CUSTODIAN IMRF	6,000.00	384.94	1,464.78	4,535.22	0.00	4,208.21	24.41
20E109 2542 2120 00 000000	LONGFELLOW CUSTODIAN IMRF	3,000.00	266.40	1,022.79	1,977.21	0.00	2,048.34	34.09
20E110 2542 2120 00 000000	WASHINGTON CUSTODIAN IMRF	6,500.00	346.08	1,830.68	4,669.32	0.00	4,367.87	28.16
20E204 2542 2120 00 000000	JH CUSTODIAN IMRF	7,000.00	619.61	2,524.49	4,475.51	0.00	5,916.65	36.06
20E303 2542 2120 00 000000	HS CUSTODIAN IMRF	14,000.00	1,073.10	4,210.49	9,789.51	0.00	11,590.20	30.07
20E000 2542 2220 00 000000	Maint: Health Insur	67,000.00	5,387.38	21,059.72	45,940.28	0.00	62,242.36	31.43
20E105 2542 2220 00 000000	ADAMS CUSTODIAN HEALTH INS	42,000.00	3,489.32	13,640.04	28,359.96	0.00	37,776.58	32.48
20E107 2542 2220 00 000000	JEFFERSON CUSTODIAN HEALTH	40,000.00	2,929.74	11,145.11	28,854.89	0.00	34,259.51	27.86
20E108 2542 2220 00 000000	LINCOLN CUSTODIAN HEALTH IN	18,000.00	1,447.08	5,294.99	12,705.01	0.00	15,598.39	29.42
20E109 2542 2220 00 000000	LONGFELLOW CUSTODIAN HEALTH	20,000.00	1,591.26	6,220.36	13,779.64	0.00	17,227.46	31.10
20E110 2542 2220 00 000000	WASHINGTON CUSTODIAN HEALTH	20,000.00	723.54	3,497.62	16,502.38	0.00	7,833.32	17.49
20E204 2542 2220 00 000000	JH CUSTODIAN HEALTH INS	25,000.00	723.54	2,828.38	22,171.62	0.00	5,531.16	11.31
20E303 2542 2220 00 000000	HS CUSTODIAN HEALTH INSURAN	80,000.00	3,617.70	17,044.86	62,955.14	0.00	58,463.55	21.31
20E000 2542 3190 00 000000	UPKP BLD: OTHER CONTR	496,000.00	47,561.01	220,690.73	219,537.06	54,122.21	431,195.13	44.49
20E000 2542 3190 00 000001	WASHINGTON REPAIRS	0.00	0.00	0.00	0.00	0.00	0.00	0.00
20E000 2542 3190 00 000002	CRAB ORCHARD BIKE PATH	0.00	0.00	0.00	0.00	0.00	100,000.00	0.00
20E000 2542 3190 00 000003	5TH STREET INTERSECTION	30,000.00	0.00	30,000.00	0.00	0.00	0.00	100.00
20E000 2542 3210 00 000000	PEST CONTROL	1,200.00	168.90	605.70	594.30	0.00	1,095.90	50.48
20E105 2542 3210 00 000000	ADAMS PEST CONTROL	1,000.00	0.00	69.90	930.10	0.00	648.00	6.99
20E107 2542 3210 00 000000	JEFFERSON PEST CONTROL	1,000.00	60.00	214.00	786.00	0.00	810.00	21.40
20E108 2542 3210 00 000000	LINCOLN PEST CONTROL	1,000.00	60.00	173.00	827.00	0.00	736.00	17.30
20E109 2542 3210 00 000000	LONGFELLOW PEST CONTROL	1,000.00	60.00	226.00	774.00	0.00	572.00	22.60
20E110 2542 3210 00 000000	WASHINGTON PEST CONTROL	4,500.00	0.00	1,771.46	2,128.54	600.00	4,426.00	39.37
20E204 2542 3210 00 000000	JH PEST CONTROL	1,500.00	0.00	0.00	900.00	600.00	0.00	0.00
20E303 2542 3210 00 000000	HS PEST CONTROL	4,000.00	10.00	276.00	3,724.00	0.00	2,426.00	6.90
20E000 2542 3220 00 000000	Maint: Cln Serv Mops/Rug	4,000.00	363.35	1,308.06	2,691.94	0.00	3,010.63	32.70
20E107 2542 3220 00 000000	JEFFERSON MOPS/RUGS	10,000.00	1,031.72	2,010.28	7,989.72	0.00	8,749.78	20.10
20E108 2542 3220 00 000000	LINCOLN MOPS/RUGS	15,000.00	1,772.14	2,476.82	12,523.18	0.00	11,410.53	16.51
20E109 2542 3220 00 000000	LONGFELLOW MOPS/RUGS	15,000.00	1,770.20	3,706.50	11,293.50	0.00	14,311.25	24.71
20E110 2542 3220 00 000000	WASHINGTON MOPS/RUGS	20,000.00	2,534.48	2,783.58	17,216.42	0.00	17,529.55	13.92
20E204 2542 3220 00 000000	JH MOPS/RUGS	20,000.00	1,828.86	3,188.69	16,811.31	0.00	17,549.33	15.94
20E303 2542 3220 00 000000	HS MOPS/RUGS	25,000.00	2,286.64	4,296.40	20,703.60	0.00	23,800.05	17.19
20E000 2542 3320 00 000000	MAINT: TRAVEL	1,000.00	0.00	123.58	876.42	0.00	0.00	12.36
20E000 2542 3400 00 000000	PHONE SERVICE	210,000.00	3,048.20	54,354.56	156,155.44	0.00	202,474.50	25.82

Account Number	Account Level Description Account Number	2022-23 Original Budget	October 2022-23 Monthly Activity	2022-23 FYTD Activity	2022-23 Available Funds	Encumbered Amount	2021-22 FY Activity	2022-23 FYTD %
20	OPERATIONS & MAINTENANCE FUND							
20E000 2542 3700 00 000011	UO WATER	800.00	38.30	139.61	660.39	0.00	398.97	17.45
20E000 2542 3700 00 000013	SPORTS COMPLEX WATER	4,000.00	191.34	597.72	3,402.28	0.00	2,533.03	14.94
20E105 2542 3700 00 000000	ADAMS WATER	15,000.00	2,223.80	14,108.79	891.21	0.00	11,002.38	94.06
20E107 2542 3700 00 000000	JEFFERSON WATER	8,000.00	765.20	2,091.56	5,908.44	0.00	6,140.98	26.14
20E108 2542 3700 00 000000	LINCOLN WATER	6,000.00	547.81	1,152.64	4,847.36	0.00	4,313.67	19.21
20E109 2542 3700 00 000000	LONGFELLOW WATER	6,000.00	375.51	749.67	5,250.33	0.00	3,397.27	12.49
20E110 2542 3700 00 000000	WASHINGTON WATER	15,000.00	897.93	2,071.62	12,928.38	0.00	9,685.94	13.81
20E204 2542 3700 00 000000	JH WATER	15,000.00	1,310.12	3,838.12	11,161.88	0.00	8,327.16	25.59
20E303 2542 3700 00 000000	HS WATER	15,000.00	1,072.75	4,777.98	10,222.02	0.00	12,639.66	31.85
20E000 2542 4100 00 000000	MAINTENANCE SUPPLIES	200,000.00	20,008.60	67,926.73	115,349.37	9,299.29	183,603.44	33.96
20E105 2542 4100 00 000000	ADAMS CUSTODIAL SUPPLIES	12,500.00	3,253.71	3,682.34	8,817.66	0.00	6,662.52	29.46
20E107 2542 4100 00 000000	JEFFERSON CUSTODIAL SUPPLIE	13,000.00	2,682.20	3,610.08	9,389.92	0.00	8,556.02	27.77
20E108 2542 4100 00 000000	LINCOLN CUSTODIAL SUPPLIES	20,000.00	4,086.05	4,715.78	15,284.22	0.00	16,169.72	23.58
20E109 2542 4100 00 000000	LONGFELLOW CUSTODIAL SUPPLI	11,000.00	2,577.98	2,867.38	8,132.62	0.00	8,749.30	26.07
20E110 2542 4100 00 000000	WASHINGTON CUSTODIAL SUPPLI	15,000.00	4,343.91	4,685.79	10,314.21	0.00	11,234.99	31.24
20E204 2542 4100 00 000000	JH CUSTODIAN SUPPLIES	25,000.00	5,072.36	7,081.48	17,918.52	0.00	16,264.98	28.33
20E303 2542 4100 00 000000	HS CUSTODIAN SUPPLIES	45,000.00	8,097.90	9,588.90	35,411.10	0.00	31,043.86	21.31
20E965 2542 4100 30 000000	ESSER III SUPPLIES	6,849.00	0.00	0.00	6,849.00	0.00	0.00	0.00
20E000 2542 4650 00 000011	UO GAS	2,600.00	110.97	296.85	2,303.15	0.00	2,173.30	11.42
20E107 2542 4650 00 000000	JEFFERSON GAS	16,000.00	850.37	1,460.33	14,539.67	0.00	14,146.66	9.13
20E108 2542 4650 00 000000	LINCOLN GAS	23,000.00	1,663.80	3,029.68	19,970.32	0.00	20,695.31	13.17
20E109 2542 4650 00 000000	LONGFELLOW GAS	14,000.00	48.76	86.98	13,913.02	0.00	11,125.64	0.62
20E110 2542 4650 00 000000	WASHINGTON GAS	25,000.00	1,741.24	3,738.93	21,261.07	0.00	22,839.53	14.96
20E204 2542 4650 00 000000	JH GAS	35,000.00	1,216.89	1,702.85	33,297.15	0.00	28,903.50	4.87
20E303 2542 4650 00 000000	HS GAS	20,000.00	2,953.14	7,177.66	12,822.34	0.00	17,810.59	35.89
20E000 2542 4660 00 000011	UO ELECTRIC	11,000.00	1,141.78	3,568.81	7,431.19	0.00	7,440.69	32.44
20E000 2542 4660 00 000013	SPORTS COMPLEX ELECTRIC	8,500.00	366.57	1,439.11	7,060.89	0.00	6,328.05	16.93
20E105 2542 4660 00 000000	ADAMS ELECTRIC	104,000.00	7,002.68	26,390.30	77,609.70	0.00	83,180.02	25.38
20E107 2542 4660 00 000000	JEFFERSON ELECTRIC	45,000.00	6,772.72	32,223.71	12,776.29	0.00	36,433.01	71.61
20E108 2542 4660 00 000000	LINCOLN ELECTRIC	75,000.00	8,002.44	26,684.49	48,315.51	0.00	64,578.21	35.58
20E109 2542 4660 00 000000	LONGFELLOW ELECTRIC	40,000.00	4,033.76	13,267.44	26,732.56	0.00	28,877.40	33.17
20E110 2542 4660 00 000000	WASHINGTON ELECTRIC	75,000.00	8,618.23	31,255.31	43,744.69	0.00	67,324.89	41.67
20E204 2542 4660 00 000000	JH ELECTRIC	115,000.00	9,093.41	34,560.33	80,439.67	0.00	98,219.56	30.05
20E303 2542 4660 00 000000	HS ELECTRIC	420,000.00	41,493.77	160,061.77	259,938.23	0.00	361,834.82	38.11
20E000 2542 5400 00 000000	UPKP BLD: EQUIP CAP OUT	15,000.00	0.00	514.00	14,486.00	0.00	15,000.00	3.43
20E000 2542 5400 00 000001	BLD UPKP: CAP OUTLAY 2500-9	18,000.00	0.00	0.00	18,000.00	0.00	17,786.90	0.00
20E965 2542 5400 30 000000	ESSER 3 CAPITAL OUTLAY	14,756.00	0.00	0.00	14,756.00	0.00	0.00	0.00
20E000 2542 6400 00 000000	MAINT; DUES & FEES	3,500.00	490.00	490.00	3,010.00	0.00	1,195.50	14.00

Account Number	Account Level Description Account Number	2022-23 Original Budget	October 2022-23 Monthly Activity	2022-23 FYTD Activity	2022-23 Available Funds	Encumbered Amount	2021-22 FY Activity	2022-23 FYTD %
20	OPERATIONS & MAINTENANCE FUND							
20E000 2543 3190 00 000000	UPKP GRD: CONTR	50,000.00	203.78	2,331.20	27,856.38	19,812.42	44,279.45	4.66
20E000 2543 3190 00 000001	MHS Turf Replacement	650,000.00	0.00	0.00	36,655.00	613,345.00	0.00	0.00
20E000 2543 3210 00 000000	UPKP GRD: TRASH REMOVAL	40,000.00	3,455.49	12,009.18	27,885.73	105.09	38,520.95	30.02
20E000 2543 3230 00 000000	UPKP GRD: REPAIR	22,000.00	0.00	18,800.00	3,200.00	0.00	2,400.00	85.45
20E000 2543 4100 00 000000	UPKP GRD: SEED, FERT	76,000.00	3,450.90	21,661.66	49,824.10	4,514.24	28,450.39	28.50
20E000 2543 5400 00 000000	UPKP GRD: CAP OUTLAY0	45,000.00	0.00	0.00	3,558.99	41,441.01	2,500.00	0.00
20E000 2545 3230 00 000000	VEHICLE: REPAIR	10,000.00	825.25	2,824.56	6,116.04	1,059.40	8,964.03	28.25
20E000 2545 4100 00 000000	VEHICLE: SUP, MOW, TRKS	30,000.00	2,951.00	9,397.07	20,602.93	0.00	23,719.78	31.32
20E000 2545 5400 00 000001	VEHICLE: CAP OUTLAY 2500+	120,000.00	0.00	0.00	63,609.00	56,391.00	64,250.00	0.00
20E000 4120 3190 12 000000	WCSED: JT AGREE PMT	0.00	0.00	0.00	0.00	0.00	0.00	0.00
20---- ---- ---- -- ------		12,308,347.00	469,564.64	5,587,127.31	5,911,365.42	801,289.66	5,719,560.28	45.39
21	O&M LEASE							
21E000 2542 3250 00 000004	CHROMEBOOKS LEASE MHS & MJH	0.00	0.00	0.00	0.00	0.00	0.00	0.00
21E000 2542 3250 00 000005	Copier Lease Payment	52,800.00	4,400.00	17,600.00	35,200.00	0.00	48,400.00	33.33
21---- ---- ---- -- ------		52,800.00	4,400.00	17,600.00	35,200.00	0.00	48,400.00	33.33
30	DEBT SERVICE FUND OR FUND GROU							
30E000 5200 6200 00 000006	New MHS Interest Pymt	599,700.00	0.00	0.00	599,700.00	0.00	627,750.00	0.00
30E000 5200 6200 00 000007	New CS Interest Pymt	61,883.00	0.00	30,941.25	30,941.75	0.00	76,935.00	50.00
30E000 5300 6100 00 000007	New CS Principal Pymt	690,000.00	0.00	0.00	690,000.00	0.00	675,000.00	0.00
30E000 5300 6100 00 000008	NEW MHS PRINCIPAL PYMT	1,320,000.00	0.00	0.00	1,320,000.00	0.00	1,250,000.00	0.00
30E000 5400 3190 00 000000	BOND FEE	1,500.00	0.00	318.00	1,182.00	0.00	1,219.00	21.20
30E000 8990 0000 00 000000	OTHER SOURCES NOT CLASSIFIE	0.00	0.00	0.00	0.00	0.00	0.00	0.00
30---- ---- ---- -- ------		2,673,083.00	0.00	31,259.25	2,641,823.75	0.00	2,630,904.00	1.17
40	TRANSPORTATION FUND							
40E000 2550 1110 00 000000	COOR SALARY	20,000.00	1,666.66	6,666.64	13,333.36	0.00	18,000.00	33.33
40E000 2550 2120 00 000000	PUPIL TRANS: IMRF	943.00	78.54	314.16	628.84	0.00	848.16	33.31
40E000 2550 2220 00 000000	COOR HEALTH INSUR	3,791.00	318.26	1,244.10	2,546.90	0.00	3,412.61	32.82
40E000 2550 3190 00 000000	PURCHASED SERVICES	20,000.00	0.00	0.00	20,000.00	0.00	0.00	0.00
40E000 2550 3190 00 000001	MHS ACTIVITY BUS PRINCIPAL	29,601.00	0.00	8,211.87	21,389.13	0.00	17,474.38	27.74

Account Number	Account Level Description Account Number	2022-23 Original Budget	October 2022-23 Monthly Activity	2022-23 FYTD Activity	2022-23 Available Funds	Encumbered Amount	2021-22 FY Activity	2022-23 FYTD %
40	TRANSPORTATION FUND							
40E000 2550 3190 00 000002	MHS ACTIVITY BUS INTEREST	2,895.00	0.00	1,577.21	1,317.79	0.00	1,911.99	54.48
40E000 2550 3300 00 000000	ATHL TRIPS	100,000.00	13,198.60	21,284.78	78,715.22	0.00	92,493.57	21.28
40E960 2550 3300 30 000000	ESSER II PUPIL TRANSPORTATI	54,710.00	0.00	50,389.81	4,320.19	0.00	54,709.76	92.10
40E965 2550 3300 30 000000	ESSER 3 PUPIL TRANSPORTATIO	55,000.00	0.00	0.00	55,000.00	0.00	0.00	0.00
40E000 2550 3310 00 000000	CURRICULAR TRIPS	20,000.00	948.28	948.28	19,051.72	0.00	18,868.55	4.74
40E000 2550 3320 00 000000	ACTIVITY TRIPS	50,000.00	2,794.00	4,669.25	45,330.75	0.00	47,624.05	9.34
40E000 2550 3330 00 000000	ADAMS ATHLETIC BUS TRANS.	15,000.00	2,310.32	3,031.89	11,968.11	0.00	10,914.76	20.21
40E000 2552 3310 00 000000	CONTR FEES	1,340,000.00	142,030.34	255,970.57	1,084,029.43	0.00	1,178,844.30	19.10
40E000 2552 4100 00 000000	MHS ACTIVITY BUS EXPENSES	7,000.00	1,138.65	3,585.57	3,414.43	0.00	6,329.49	51.22
40E000 4120 3310 12 000000	WCSED: JT AGR PMT	250,000.00	0.00	0.00	250,000.00	0.00	189,049.94	0.00
40---- ---- ---- -- ------		1,968,940.00	164,483.65	357,894.13	1,611,045.87	0.00	1,640,481.56	18.18
50	SOCIAL SECURITY/MEDICARE							
50E000 1101 2130 00 000000	ELEM FICA	25.00	0.00	0.00	25.00	0.00	14.36	0.00
50E000 1101 2130 00 000002		0.00	0.00	22.72	-22.72	0.00	0.00	0.00
50E105 1101 2130 00 000000	ADAMS FICA	1,000.00	110.99	274.16	725.84	0.00	917.58	27.42
50E105 1101 2130 00 000001	ADAMS TEACHER AIDE FICA	500.00	0.00	0.00	500.00	0.00	0.00	0.00
50E107 1101 2130 00 000000	JEFFERSON FICA	1,100.00	96.34	204.82	895.18	0.00	778.98	18.62
50E108 1101 2130 00 000000	LINCOLN FICA	300.00	99.66	149.49	150.51	0.00	131.53	49.83
50E109 1101 2130 00 000000	LONGFELLOW FICA	1,000.00	116.50	255.95	744.05	0.00	844.75	25.60
50E110 1101 2130 00 000000	WASHINGTON FICA	2,000.00	174.22	417.01	1,582.99	0.00	1,788.48	20.85
50E000 1101 2140 00 000000	ELEM MEDICARE	200.00	0.00	0.00	200.00	0.00	199.21	0.00
50E000 1101 2140 00 000001	SETTLEMENT MEDICARE	0.00	0.00	0.00	0.00	0.00	0.00	0.00
50E000 1101 2140 00 000002	CONTRACT EXTENSION MEDICARE	1,100.00	0.00	914.63	185.37	0.00	995.66	83.15
50E105 1101 2140 00 000000	ADAMS MEDICARE	14,000.00	959.95	3,835.68	10,164.32	0.00	11,782.95	27.40
50E105 1101 2140 00 000001	ADAMS TEACHER AIDE MEDICARE	100.00	0.00	0.00	100.00	0.00	0.00	0.00
50E107 1101 2140 00 000000	JEFFERSON MEDICARE	14,500.00	1,173.24	4,431.01	10,068.99	0.00	12,702.55	30.56
50E108 1101 2140 00 000000	LINCOLN MEDICARE	30,000.00	2,238.38	9,102.66	20,897.34	0.00	27,823.15	30.34
50E109 1101 2140 00 000000	LONGFELLOW MEDICARE	15,000.00	1,077.97	4,325.20	10,674.80	0.00	13,019.22	28.83
50E110 1101 2140 00 000000	WASHINGTON MEDICARE	26,000.00	2,166.80	7,978.31	18,021.69	0.00	24,610.94	30.69
50E204 1102 2140 00 000000	JH MEDICARE	44,500.00	3,647.11	14,021.39	30,478.61	0.00	43,139.54	31.51
50E303 1103 2130 00 000000	HS FICA	12,000.00	993.73	3,295.84	8,704.16	0.00	5,786.91	27.47
50E105 1103 2140 00 000000	HS EXT MEDICARE	3,300.00	240.25	943.54	2,356.46	0.00	2,785.85	28.59
50E303 1103 2140 00 000000	HS MEDICARE	58,500.00	5,232.82	19,694.56	38,805.44	0.00	57,440.36	33.67
50E303 1103 2140 00 000001	HS 3 Circle Ag Grant	150.00	0.00	0.00	150.00	0.00	98.77	0.00
50E303 1103 2140 00 000002	HS LOCAL SHARE 3 CIRCLE AG	150.00	21.52	86.20	63.80	0.00	134.77	57.47

Account Number	Account Level Description Account Number	2022-23 Original Budget	October 2022-23 Monthly Activity	2022-23 FYTD Activity	2022-23 Available Funds	Encumbered Amount	2021-22 FY Activity	2022-23 FYTD %
50	SOCIAL SECURITY/MEDICARE							
50E303 1103 2140 00 000003		0.00	0.00	13.71	-13.71	0.00	0.00	0.00
50E940 1250 2130 30 000000	Esser Grant- FICA Employee	0.00	0.00	0.00	0.00	0.00	0.00	0.00
50E960 1250 2130 30 000000	ESSER II FICA	2,700.00	0.00	2,097.21	602.79	0.00	2,543.52	77.67
50E965 1250 2130 30 000000	ESSER III FICA	1,500.00	0.00	0.00	1,500.00	0.00	0.00	0.00
50E902 1250 2140 30 000000	TITLE I MEDICARE	12,000.00	0.00	0.00	12,000.00	0.00	154.91	0.00
50E902 1250 2140 30 105000	AD TITLE I MEDICARE	130.00	0.00	128.71	1.29	0.00	685.44	99.01
50E902 1250 2140 30 107000	JE TITLE I MEDICARE	235.00	0.00	232.23	2.77	0.00	1,201.84	98.82
50E902 1250 2140 30 108000	LI TITLE I MEDICARE	235.00	0.00	230.33	4.67	0.00	1,262.71	98.01
50E902 1250 2140 30 109000	LO TITLE I MEDICARE	80.00	0.00	72.53	7.47	0.00	1,141.91	90.66
50E902 1250 2140 30 110000	WA TITLE I MEDICARE	500.00	0.00	489.96	10.04	0.00	2,496.04	97.99
50E930 1250 2140 30 000000	TITLE I: MEDICARE	8,613.00	4.35	4.35	8,608.65	0.00	3,182.55	0.05
50E930 1250 2140 30 105000	AD TITLE I MEDICARE	0.00	71.84	140.63	-140.63	0.00	122.30	0.00
50E930 1250 2140 30 107000	JE TITLE I MEDICARE	0.00	86.08	169.11	-169.11	0.00	224.04	0.00
50E930 1250 2140 30 108000	LI TITLE I MEDICARE	0.00	236.94	470.85	-470.85	0.00	149.72	0.00
50E930 1250 2140 30 109000	LO TITLE I MEDICARE	0.00	83.03	162.94	-162.94	0.00	186.08	0.00
50E930 1250 2140 30 110000	WA TITLE I MEDICARE	0.00	259.64	516.35	-516.35	0.00	353.30	0.00
50E935 1250 2140 00 000004	TITLE SIP MEDICARE	0.00	0.00	0.00	0.00	0.00	0.00	0.00
50E935 1250 2140 00 000005	TITLE SIP MEDICARE	0.00	0.00	0.00	0.00	0.00	0.00	0.00
50E936 1250 2140 00 000004		0.00	0.00	0.00	0.00	0.00	0.00	0.00
50E940 1250 2140 30 000000	Esser Grant- Medicare	0.00	0.00	0.00	0.00	0.00	0.00	0.00
50E960 1250 2140 30 000000	ESSER II MEDICARE	6,800.00	121.52	5,052.85	1,747.15	0.00	5,658.83	74.31
50E965 1250 2140 30 000000	ESSER III MEDICARE	9,000.00	328.32	610.54	8,389.46	0.00	703.71	6.78
50E000 1400 2130 20 000000	VOC SEC: FICA	500.00	317.19	697.75	-197.75	0.00	332.78	139.55
50E000 1400 2140 20 000000	VOC SEC: MEDICAR	150.00	74.19	163.20	-13.20	0.00	77.82	108.80
50E000 1401 2130 21 000000	VOCATIONAL FICA-SKYWARD	0.00	0.00	0.00	0.00	0.00	0.00	0.00
50E000 1401 2140 21 000000	WCRVS SPEC.NEEDS: MEDIC	0.00	0.00	0.00	0.00	0.00	0.00	0.00
50E000 1500 2130 00 000000	ATHL: FICA	2,500.00	196.93	631.07	1,868.93	0.00	1,681.54	25.24
50E000 1500 2130 00 000001	ATHL: FICA	1,500.00	240.24	449.75	1,050.25	0.00	1,160.75	29.98
50E204 1500 2130 20 000000	JH BOYS BASKETBALL FICA	300.00	0.00	0.00	300.00	0.00	0.00	0.00
50E204 1500 2130 22 000000	JH SOFTBALL FICA	300.00	80.64	161.28	138.72	0.00	157.64	53.76
50E204 1500 2130 23 000000	JH VOLLEYBALL FICA	200.00	0.00	0.00	200.00	0.00	157.64	0.00
50E204 1500 2130 24 000000	JH CHEERLEADING FICA	300.00	29.32	58.65	241.35	0.00	171.96	19.55
50E204 1500 2130 25 000000	JH DANCE/POM FICA	200.00	19.56	39.12	160.88	0.00	171.90	19.56
50E204 1500 2130 40 000000		325.00	0.00	0.00	325.00	0.00	286.56	0.00
50E303 1500 2130 01 000000	HS FOOTBALL FICA	1,000.00	221.42	479.71	520.29	0.00	804.63	47.97
50E303 1500 2130 04 000000	HS BOYS SOCCER FICA	700.00	252.94	505.88	194.12	0.00	494.36	72.27
50E303 1500 2130 05 000000		700.00	153.54	230.31	469.69	0.00	623.34	32.90
50E303 1500 2130 06 000000	HS WRESTLING FICA	500.00	0.00	0.00	500.00	0.00	390.48	0.00

Account Number	Account Level Description Account Number	2022-23 Original Budget	October 2022-23 Monthly Activity	2022-23 FYTD Activity	2022-23 Available Funds	Encumbered Amount	2021-22 FY Activity	2022-23 FYTD %
50	SOCIAL SECURITY/MEDICARE							
50E303 1500 2130 07 000000		500.00	0.00	0.00	500.00	0.00	385.92	0.00
50E303 1500 2130 08 000000	HS SOFTBALL FICA	200.00	0.00	0.00	200.00	0.00	121.80	0.00
50E303 1500 2130 09 000000	HS FISHING FICA	200.00	0.00	0.00	200.00	0.00	0.00	0.00
50E303 1500 2130 10 000000	HS BOWLING FICA	200.00	0.00	0.00	200.00	0.00	0.00	0.00
50E303 1500 2130 11 000000	HS VOLLEYBALL FICA	700.00	339.68	637.82	62.18	0.00	623.34	91.12
50E303 1500 2130 13 000000	HS CHEERLEADING FICA	600.00	83.10	166.18	433.82	0.00	487.20	27.70
50E303 1500 2130 15 000000	HS BOYS BASKETBALL FICA	800.00	0.00	41.63	758.37	0.00	368.07	5.20
50E303 1500 2130 31 000000	HS GIRLS BASKETBALL FICA	600.00	0.00	0.00	600.00	0.00	498.70	0.00
50E303 1500 2130 32 000000		300.00	0.00	0.00	300.00	0.00	200.08	0.00
50E303 1500 2130 33 000000	HS GIRLS TRACK FICA	700.00	0.00	0.00	700.00	0.00	644.82	0.00
50E303 1500 2130 36 000000	HS GIRLS SOCCER FICA	600.00	0.00	0.00	600.00	0.00	494.46	0.00
50E000 1500 2140 00 000000	ATHL: MEDICARE	700.00	57.74	193.52	506.48	0.00	528.38	27.65
50E000 1500 2140 00 000001	ATHL: MEDICARE	500.00	78.81	146.23	353.77	0.00	387.57	29.25
50E204 1500 2140 20 000000	JH BOYS BASKETBALL MEDICARE	200.00	9.19	36.21	163.79	0.00	103.10	18.11
50E204 1500 2140 21 000000	JH BASEBALL MEDICARE	100.00	6.50	26.22	73.78	0.00	78.13	26.22
50E204 1500 2140 22 000000	JH SOFTBALL MEDICARE	150.00	22.46	51.94	98.06	0.00	78.20	34.63
50E204 1500 2140 23 000000	JH VOLLEYBALL MEDICARE	200.00	0.00	7.28	192.72	0.00	79.63	3.64
50E204 1500 2140 24 000000	JH CHEERLEADING MEDICARE	100.00	6.86	13.72	86.28	0.00	40.20	13.72
50E204 1500 2140 25 000000	JH DANCE/POM MEDICARE	150.00	4.58	9.16	140.84	0.00	48.14	6.11
50E204 1500 2140 26 000000	JH BOYS TRACK MEDICARE	150.00	6.64	26.29	123.71	0.00	76.57	17.53
50E204 1500 2140 27 000000	JH BOYS CC MEDICARE	100.00	7.42	29.14	70.86	0.00	84.32	29.14
50E204 1500 2140 40 000000	JH GIRLS BASKETBALL MEDICAR	150.00	4.39	17.32	132.68	0.00	117.14	11.55
50E204 1500 2140 41 000000	JH GIRLS TRACK MEDICARE	100.00	2.92	5.84	94.16	0.00	53.18	5.84
50E303 1500 2140 01 000000	HS FOOTBALL MEDICARE	600.00	118.49	284.45	315.55	0.00	507.03	47.41
50E303 1500 2140 02 000000	HS BOYS CC MEDICARE	100.00	0.00	0.00	100.00	0.00	10.10	0.00
50E303 1500 2140 03 000000	HS BOYS TENNIS MEDICARE	100.00	5.64	22.20	77.80	0.00	65.33	22.20
50E303 1500 2140 04 000000	HS BOYS SOCCER MEDICARE	200.00	59.16	118.32	81.68	0.00	115.60	59.16
50E303 1500 2140 05 000000	HS BOYS TRACK MEDICARE	250.00	35.90	53.86	196.14	0.00	226.38	21.54
50E303 1500 2140 06 000000	HS WRESTLING MEDICARE	200.00	0.00	0.00	200.00	0.00	127.56	0.00
50E303 1500 2140 07 000000	HS BASEBALL MEDICARE	250.00	2.14	13.32	236.68	0.00	145.11	5.33
50E303 1500 2140 08 000000	HS SOFTBALL MEDICARE	300.00	9.00	37.44	262.56	0.00	126.95	12.48
50E303 1500 2140 09 000000	HS FISHING MEDICARE	100.00	3.42	13.56	86.44	0.00	40.16	13.56
50E303 1500 2140 10 000000	HS BOWLING MEDICARE	75.00	5.20	17.05	57.95	0.00	30.98	22.73
50E303 1500 2140 11 000000	HS VOLLEYBALL MEDICARE	250.00	83.72	166.07	83.93	0.00	210.66	66.43
50E303 1500 2140 12 000000	HS BOYS GOLF MEDICARE	200.00	5.44	21.52	178.48	0.00	63.86	10.76
50E303 1500 2140 13 000000	HS CHEERLEADING MEDICARE	200.00	19.44	38.87	161.13	0.00	113.99	19.44
50E303 1500 2140 14 000000	HS DANCE/POM MEDICARE	100.00	14.75	43.15	56.85	0.00	104.60	43.15
50E303 1500 2140 15 000000	HS BOYS BASKETBALL MEDICARE	400.00	28.36	107.40	292.60	0.00	319.47	26.85

Account Number	Account Level Description Account Number	2022-23 Original Budget	October 2022-23 Monthly Activity	2022-23 FYTD Activity	2022-23 Available Funds	Encumbered Amount	2021-22 FY Activity	2022-23 FYTD %
50	SOCIAL SECURITY/MEDICARE							
50E303 1500 2140 31 000000	HS GIRLS BASKETBALL MEDICAR	300.00	0.00	9.02	290.98	0.00	161.62	3.01
50E303 1500 2140 32 000000	HS GIRLS CC MEDICARE	150.00	5.70	22.54	127.46	0.00	113.53	15.03
50E303 1500 2140 33 000000	HS GIRLS TRACK MEDICARE	250.00	7.06	31.10	218.90	0.00	235.98	12.44
50E303 1500 2140 34 000000	HS GIRLS GOLF MEDICARE	100.00	5.32	20.96	79.04	0.00	61.94	20.96
50E303 1500 2140 35 000000	HS GIRLS TENNIS MEDICARE	100.00	5.70	22.44	77.56	0.00	66.18	22.44
50E303 1500 2140 36 000000	HS GIRLS SOCCER MEDICARE	200.00	0.00	0.00	200.00	0.00	115.56	0.00
50E000 1501 2130 00 000000	ADAMS ATHLETIC FICA	4,000.00	166.29	248.79	3,751.21	0.00	2,405.07	6.22
50E000 1501 2140 00 000000	ADAMS ATHLETIC MEDICARE	1,500.00	60.86	138.34	1,361.66	0.00	750.89	9.22
50E000 1600 2140 00 000002	JH SUMMER SCHOOL MEDICARE	0.00	0.00	0.00	0.00	0.00	0.00	0.00
50E000 1600 2140 00 000003	HS SUMMER SCHOOL MEDICARE	0.00	0.00	0.00	0.00	0.00	0.00	0.00
50E941 2110 2140 00 000000		0.00	57.40	141.75	-141.75	0.00	0.00	0.00
50E105 2122 2140 00 000000	ADAMS PUPIL SERV MEDICARE	1,160.00	89.70	353.90	806.10	0.00	1,045.06	30.51
50E107 2122 2140 00 000000	JEFFERSON PUPIL SERV MEDICA	0.00	0.00	0.00	0.00	0.00	0.00	0.00
50E108 2122 2140 00 000000	LINCOLN PUPIL SERV MEDICARE	1,010.00	74.76	294.88	715.12	0.00	873.18	29.20
50E109 2122 2140 00 000000	LINCOLN PUPIL SERV MEDICARE	0.00	0.00	0.00	0.00	0.00	0.00	0.00
50E110 2122 2140 00 000000	WASHINGTON PUPIL SERV MEDIC	0.00	0.00	0.00	0.00	0.00	0.00	0.00
50E204 2122 2140 00 000000	JH PUPIL SERV MEDICARE	2,000.00	142.63	555.63	1,444.37	0.00	1,627.33	27.78
50E303 2122 2140 00 000000	HS PUPIL SERV MEDICARE	6,350.00	423.31	1,672.01	4,677.99	0.00	4,941.51	26.33
50E902 2122 2140 30 000000	TITLE I MEDICARE	200.00	0.00	0.00	200.00	0.00	0.00	0.00
50E902 2122 2140 30 105000	AD TITLE I MEDICARE	0.00	0.00	16.76	-16.76	0.00	83.84	0.00
50E902 2122 2140 30 107000	JE TITLE I MEDICARE	0.00	0.00	16.76	-16.76	0.00	83.84	0.00
50E902 2122 2140 30 108000		0.00	0.00	16.76	-16.76	0.00	83.84	0.00
50E902 2122 2140 30 109000	LO TITLE I MEDICARE	0.00	0.00	272.36	-272.36	0.00	1,363.44	0.00
50E902 2122 2140 30 110000		0.00	0.00	16.76	-16.76	0.00	83.84	0.00
50E930 2122 2140 00 107000		0.00	95.36	190.72	-190.72	0.00	121.50	0.00
50E930 2122 2140 00 109000		0.00	67.40	134.80	-134.80	0.00	125.64	0.00
50E930 2122 2140 00 110000		0.00	0.00	0.00	0.00	0.00	82.64	0.00
50E930 2122 2140 30 000000	TITLE I:GUIDANCE MEDICAR	2,025.00	0.00	0.00	2,025.00	0.00	0.00	0.00
50E000 2134 2130 00 000000	HEALTH: FICA	3,900.00	264.64	1,125.68	2,774.32	0.00	1,812.38	28.86
50E105 2134 2130 00 000000	ADAMS HEALTH SERV FICA	2,000.00	147.94	600.23	1,399.77	0.00	1,815.23	30.01
50E107 2134 2130 00 000000	JEFFERSON HEALTH SERV FICA	1,800.00	139.24	562.39	1,237.61	0.00	1,641.79	31.24
50E108 2134 2130 00 000000	LINCOLN HEALTH SERV FICA	1,800.00	136.22	554.79	1,245.21	0.00	1,629.25	30.82
50E109 2134 2130 00 000000	LONGFELLOW HEALTH SERV FICA	1,900.00	130.68	528.83	1,371.17	0.00	1,493.50	27.83
50E110 2134 2130 00 000000	WASHINGTON HEALTH SERV FICA	2,500.00	171.45	705.69	1,794.31	0.00	2,291.64	28.23
50E204 2134 2130 00 000000	JH HEALTH SERV FICA	1,900.00	79.46	355.04	1,544.96	0.00	1,540.98	18.69
50E303 2134 2130 00 000000	HS HEALTH SERV FICA	2,000.00	130.68	521.11	1,478.89	0.00	1,402.72	26.06
50E960 2134 2130 30 000000		200.00	0.00	193.14	6.86	0.00	93.63	96.57
50E965 2134 2130 30 000000		700.00	230.10	847.59	-147.59	0.00	2,383.91	121.08

Account Number	Account Level Description Account Number	2022-23 Original Budget	October 2022-23 Monthly Activity	2022-23 FYTD Activity	2022-23 Available Funds	Encumbered Amount	2021-22 FY Activity	2022-23 FYTD %
50	SOCIAL SECURITY/MEDICARE							
50E000 2134 2140 00 000000	HEALTH: MEDICARE	1,000.00	61.88	263.24	736.76	0.00	768.31	26.32
50E105 2134 2140 00 000000	ADAMS HEALTH SERV MEDICARE	600.00	34.60	140.38	459.62	0.00	424.58	23.40
50E107 2134 2140 00 000000	JEFFERSON HEALTH SERV MEDIC	450.00	32.56	131.52	318.48	0.00	383.96	29.23
50E108 2134 2140 00 000000	LINCOLN HEALTH SERV MEDICAR	500.00	31.86	129.76	370.24	0.00	381.09	25.95
50E109 2134 2140 00 000000	LONGFELLOW HEALTH SERV MEDI	500.00	30.56	123.68	376.32	0.00	349.29	24.74
50E110 2134 2140 00 000000	WASHINGTON HEALTH SERV MEDI	600.00	40.09	165.03	434.97	0.00	535.90	27.51
50E204 2134 2140 00 000000	JH HEALTH SERV MEDICARE	500.00	19.68	84.48	415.52	0.00	358.13	16.90
50E303 2134 2140 00 000000	HS HEALTH SERV MEDICARE	500.00	30.56	121.87	378.13	0.00	328.07	24.37
50E960 2134 2140 30 000000		50.00	0.00	45.17	4.83	0.00	21.91	90.34
50E965 2134 2140 30 000000		200.00	53.82	198.24	1.76	0.00	557.52	99.12
50E105 2190 2130 00 000000	ADAMS SUPPORT STAFF FICA	600.00	85.65	192.33	407.67	0.00	381.62	32.06
50E107 2190 2130 00 000000	JEFFERSON SUPPORT STAFF FIC	2,300.00	326.31	681.24	1,618.76	0.00	1,811.25	29.62
50E108 2190 2130 00 000000	LINCOLN SUPPORT STAFF FICA	4,340.00	341.99	888.80	3,451.20	0.00	3,283.11	20.48
50E109 2190 2130 00 000000	LONGFELLOW SUPPORT STAFF FI	2,000.00	238.83	503.32	1,496.68	0.00	1,821.79	25.17
50E110 2190 2130 00 000000	WASHINGTON SUPPORT STAFF FI	5,425.00	568.68	1,359.22	4,065.78	0.00	4,541.50	25.05
50E204 2190 2130 00 000000	JH SUPPORT STAFF FICA	2,500.00	169.08	394.80	2,105.20	0.00	1,297.61	15.79
50E303 2190 2130 00 000000	HS SUPPORT STAFF FICA	7,400.00	806.74	1,958.90	5,441.10	0.00	3,377.99	26.47
50E105 2190 2140 00 000000	ADAMS SUPPORT STAFF MEDICAR	250.00	20.03	44.99	205.01	0.00	89.25	18.00
50E107 2190 2140 00 000000	JEFFERSON SUPPORT STAFF MED	525.00	76.31	159.30	365.70	0.00	423.59	30.34
50E108 2190 2140 00 000000	LINCOLN SUPPORT STAFF MEDIC	1,015.00	79.97	207.85	807.15	0.00	767.80	20.48
50E109 2190 2140 00 000000	LONGFELLOW SUPPORT STAFF ME	500.00	55.84	117.70	382.30	0.00	426.01	23.54
50E110 2190 2140 00 000000	WASHINGTON SUPPORT STAFF ME	1,300.00	133.02	317.92	982.08	0.00	1,061.62	24.46
50E204 2190 2140 00 000000	JH SUPPORT STAFF MEDICARE	600.00	39.54	92.32	507.68	0.00	303.50	15.39
50E303 2190 2140 00 000000	HS SUPPORT STAFF MEDICARE	1,800.00	188.69	458.12	1,341.88	0.00	789.97	25.45
50E000 2210 2130 00 000000	IMP INST: FICA	2,500.00	202.98	817.87	1,682.13	0.00	2,344.12	32.71
50E902 2210 2130 30 000000	TITLE I FICA	0.00	0.00	0.00	0.00	0.00	0.00	0.00
50E930 2210 2130 30 000000	TITLE I; FICA	0.00	0.00	0.00	0.00	0.00	0.00	0.00
50E940 2210 2130 30 000000	ESSER FICA	0.00	0.00	0.00	0.00	0.00	0.00	0.00
50E000 2210 2140 00 000000	IMP INST: MEDICARE	2,000.00	155.02	610.65	1,389.35	0.00	1,820.76	30.53
50E303 2210 2140 00 000001	3 CIRCLE AG GRANT MEDICARE	50.00	0.00	0.00	50.00	0.00	24.97	0.00
50E902 2210 2140 30 000000	TITLE I MEDICARE	250.00	0.00	0.00	250.00	0.00	0.00	0.00
50E902 2210 2140 30 105000	AD TITLE I MEDICARE	0.00	0.00	49.80	-49.80	0.00	250.04	0.00
50E902 2210 2140 30 107000	JE TITLE I MEDICARE	0.00	0.00	49.80	-49.80	0.00	250.04	0.00
50E902 2210 2140 30 108000	LI TITLE I MEDICARE	0.00	0.00	49.80	-49.80	0.00	250.04	0.00
50E902 2210 2140 30 109000	LO TITLE I MEDICARE	0.00	0.00	49.80	-49.80	0.00	250.04	0.00
50E902 2210 2140 30 110000	WA TITLE I MEDICARE	0.00	0.00	49.72	-49.72	0.00	250.20	0.00
50E930 2210 2140 00 105000	AD TITLE I MEDICARE	0.00	0.00	0.00	0.00	0.00	32.28	0.00
50E930 2210 2140 00 107000	JE TITLE I MEDICARE	0.00	0.00	0.00	0.00	0.00	32.28	0.00

Account Number	Account Level Description Account Number	2022-23 Original Budget	October 2022-23 Monthly Activity	2022-23 FYTD Activity	2022-23 Available Funds	Encumbered Amount	2021-22 FY Activity	2022-23 FYTD %
50	SOCIAL SECURITY/MEDICARE							
50E930 2210 2140 00 108000	LI TITLE I MEDICARE	0.00	0.00	0.00	0.00	0.00	32.28	0.00
50E930 2210 2140 00 109000	LO TITLE I MEDICARE	0.00	0.00	0.00	0.00	0.00	32.28	0.00
50E930 2210 2140 00 110000	WA TITLE I MEDICARE	0.00	0.00	0.00	0.00	0.00	32.32	0.00
50E930 2210 2140 30 000000	TITLE I; MEDICARE	1,400.00	0.00	0.00	1,400.00	0.00	0.00	0.00
50E930 2210 2140 30 105000	Title I Medicare-Summer Sch	0.00	8.84	17.67	-17.67	0.00	0.00	0.00
50E930 2210 2140 30 107000	Title I Medicare-Summer Sch	0.00	13.12	26.25	-26.25	0.00	0.00	0.00
50E930 2210 2140 30 108000	Title I Medicare-Summer Sch	0.00	60.70	121.43	-121.43	0.00	0.00	0.00
50E930 2210 2140 30 109000	Title I Medicare-Summer Sch	0.00	23.32	46.65	-46.65	0.00	0.00	0.00
50E930 2210 2140 30 110000	Title I Medicare-Summer Sch	0.00	14.82	29.65	-29.65	0.00	0.00	0.00
50E935 2210 2140 00 000004	TITLE II MEDICARE	0.00	0.00	0.00	0.00	0.00	0.00	0.00
50E935 2210 2140 00 000005	TITLE SIP MEDICARE	0.00	0.00	0.00	0.00	0.00	0.00	0.00
50E940 2210 2140 30 000000	ESSER MEDICARE	0.00	0.00	0.00	0.00	0.00	0.00	0.00
50E960 2210 2140 30 000000		1,200.00	0.00	0.00	1,200.00	0.00	41.00	0.00
50E965 2210 2140 30 000000	ESSER III MEDICARE	1,600.00	0.00	0.00	1,600.00	0.00	148.83	0.00
50E965 2220 2140 30 000000		300.00	0.00	38.77	261.23	0.00	70.30	12.92
50E000 2225 2130 00 000000	TECH: FICA	16,000.00	1,312.78	5,515.37	10,484.63	0.00	15,859.50	34.47
50E000 2225 2140 00 000000	TECH: MEDICARE	4,000.00	307.02	1,289.85	2,710.15	0.00	3,709.17	32.25
50E000 2321 2130 00 000000	ADMIN: FICA	3,300.00	279.60	1,118.40	2,181.60	0.00	3,246.00	33.89
50E000 2321 2140 00 000000	ADMIN: MEDICARE	4,100.00	320.98	1,284.74	2,815.26	0.00	3,749.94	31.34
50E965 2330 2140 30 000000		0.00	0.00	0.00	0.00	0.00	39.05	0.00
50E105 2410 2130 00 000000	ADAMS PRINCIPAL FICA	3,200.00	219.16	817.29	2,382.71	0.00	2,404.52	25.54
50E107 2410 2130 00 000000	JEFFERSON PRINCIPAL FICA	2,500.00	211.18	834.10	1,665.90	0.00	2,367.47	33.36
50E108 2410 2130 00 000000	LINCOLN PRINCIPAL FICA	2,500.00	99.66	452.93	2,047.07	0.00	3,443.64	18.12
50E109 2410 2130 00 000000	LONGFELLOW PRINCIPAL FICA	3,000.00	189.04	617.41	2,382.59	0.00	3,217.92	20.58
50E110 2410 2130 00 000000	WASHINGTON PRINCIPAL FICA	2,700.00	251.02	972.62	1,727.38	0.00	2,579.09	36.02
50E204 2410 2130 00 000000	JH PRINCIPAL FICA	4,500.00	348.46	1,395.69	3,104.31	0.00	3,789.85	31.02
50E303 2410 2130 00 000000	HS PRIN FICA	13,000.00	352.07	1,381.39	11,618.61	0.00	9,995.42	10.63
50E105 2410 2140 00 000000	ADAMS PRINCIPAL MEDICARE	2,200.00	164.28	639.64	1,560.36	0.00	1,890.35	29.07
50E107 2410 2140 00 000000	JEFFERSON PRINCIPAL MEDICAR	2,000.00	146.36	576.40	1,423.60	0.00	1,584.33	28.82
50E108 2410 2140 00 000000	LINCOLN PRINCIPAL MEDICARE	3,600.00	253.76	1,013.37	2,586.63	0.00	3,517.48	28.15
50E109 2410 2140 00 000000	LONGFELLOW PRINCIPAL MEDICA	2,100.00	150.51	561.97	1,538.03	0.00	1,999.87	26.76
50E110 2410 2140 00 000000	WASHINGTON PRINCIPAL MEDICA	3,200.00	251.54	1,010.71	2,189.29	0.00	2,971.54	31.58
50E204 2410 2140 00 000000	JH PRINCIPAL MEDICARE	4,800.00	386.38	1,363.37	3,436.63	0.00	3,435.92	28.40
50E303 2410 2140 00 000000	HS PRIN MEDICARE	8,000.00	643.50	2,205.53	5,794.47	0.00	6,467.95	27.57
50E930 2410 2140 30 000000	TITLE 1: MEDICARE	0.00	0.00	0.00	0.00	0.00	0.00	0.00
50E000 2510 2130 00 000000	BUS MAN: FICA	5,800.00	459.96	1,842.36	3,957.64	0.00	5,334.12	31.76
50E000 2510 2140 00 000000	BUS MAN: MEDICARE	1,400.00	107.58	430.90	969.10	0.00	1,247.55	30.78
50E000 2520 2130 00 000000	FISCAL: FICA	5,700.00	406.50	1,628.40	4,071.60	0.00	4,479.82	28.57

Account Number	Account Level Description Account Number	2022-23 Original Budget	October 2022-23 Monthly Activity	2022-23 FYTD Activity	2022-23 Available Funds	Encumbered Amount	2021-22 FY Activity	2022-23 FYTD %
50	SOCIAL SECURITY/MEDICARE							
50E000 2520 2140 00 000000	FISCAL: MEDICARE	1,400.00	95.08	380.88	1,019.12	0.00	1,047.62	27.21
50E000 2542 2130 00 000000	MAINT: FICA	27,000.00	1,962.19	7,934.86	19,065.14	0.00	20,685.98	29.39
50E105 2542 2130 00 000000	ADAMS CUSTODIAN FICA	6,300.00	381.17	1,377.70	4,922.30	0.00	4,048.26	21.87
50E107 2542 2130 00 000000	JEFFERSON CUSTODIAN FICA	7,000.00	554.38	2,230.14	4,769.86	0.00	6,542.29	31.86
50E108 2542 2130 00 000000	LINCOLN CUSTODIAN FICA	7,000.00	666.99	2,286.74	4,713.26	0.00	5,535.92	32.67
50E109 2542 2130 00 000000	LONGFELLOW CUSTODIAN FICA	5,500.00	334.16	1,534.97	3,965.03	0.00	3,410.85	27.91
50E110 2542 2130 00 000000	WASHINGTON CUSTODIAN FICA	8,900.00	551.54	2,848.69	6,051.31	0.00	7,079.42	32.01
50E204 2542 2130 00 000000	JH CUSTODIAN FICA	11,100.00	892.39	3,904.84	7,195.16	0.00	9,806.60	35.18
50E303 2542 2130 00 000000	HS CUSTODIAN FICA	20,300.00	1,604.88	5,732.20	14,567.80	0.00	16,228.05	28.24
50E000 2542 2140 00 000000	MAINT: MEDICARE	6,300.00	458.91	1,855.76	4,444.24	0.00	4,837.71	29.46
50E105 2542 2140 00 000000	ADAMS CUSTODIAN MEDICARE	1,500.00	89.13	322.19	1,177.81	0.00	946.82	21.48
50E107 2542 2140 00 000000	JEFFERSON CUSTODIAN MEDICAR	1,700.00	129.65	521.57	1,178.43	0.00	1,530.01	30.68
50E108 2542 2140 00 000000	LINCOLN CUSTODIAN MEDICARE	1,600.00	155.98	534.82	1,065.18	0.00	1,294.77	33.43
50E109 2542 2140 00 000000	LONGFELLOW CUSTODIAN MEDICA	1,200.00	78.16	358.99	841.01	0.00	797.74	29.92
50E110 2542 2140 00 000000	WASHINGTON CUSTODIAN MEDICA	2,000.00	129.00	666.24	1,333.76	0.00	1,655.72	33.31
50E204 2542 2140 00 000000	JH CUSTODIAN MEDICARE	2,600.00	208.70	913.21	1,686.79	0.00	2,293.49	35.12
50E303 2542 2140 00 000000	HS CUSTODIAN MEDICARE	5,000.00	375.33	1,340.62	3,659.38	0.00	3,795.28	26.81
50E000 2550 2130 00 000000	PUPIL TRANS: FICA	1,300.00	101.62	407.08	892.92	0.00	1,098.03	31.31
50E000 2550 2140 00 000000	PUPIL TRANS: MEDICARE	300.00	23.76	95.18	204.82	0.00	256.84	31.73
50E000 2560 2120 84 000000	FOOD SERV: IMRF	0.00	0.00	0.00	0.00	0.00	0.00	0.00
50E000 2560 2130 84 000000	FOOD SERV: FICA	7,100.00	585.66	2,334.30	4,765.70	0.00	7,041.13	32.88
50E105 2560 2130 84 000000	ADAMS FOOD SERV FICA	5,200.00	556.67	2,032.19	3,167.81	0.00	4,233.89	39.08
50E107 2560 2130 84 000000	JEFFERSON FOOD SERV FICA	4,500.00	450.46	1,732.25	2,767.75	0.00	3,689.26	38.49
50E108 2560 2130 84 000000	LINCOLN FOOD SERV FICA	8,900.00	954.42	2,939.17	5,960.83	0.00	5,487.67	33.02
50E109 2560 2130 84 000000	LONGFELLOW FOOD SERV FICA	6,200.00	604.01	1,845.02	4,354.98	0.00	3,147.26	29.76
50E110 2560 2130 84 000000	WASHINGTON FOOD SERV FICA	7,500.00	797.92	2,747.25	4,752.75	0.00	5,144.30	36.63
50E204 2560 2130 84 000000	JH FOOD FICA	10,300.00	1,105.76	3,463.81	6,836.19	0.00	8,391.75	33.63
50E303 2560 2130 84 000000	HS FOOD SERV FICA	12,000.00	923.32	3,334.56	8,665.44	0.00	7,579.60	27.79
50E960 2560 2130 30 000000		3,100.00	0.00	1,451.66	1,648.34	0.00	1,511.47	46.83
50E000 2560 2140 84 000000	FOOD SERV: MEDICARE	1,700.00	136.96	545.90	1,154.10	0.00	1,646.76	32.11
50E105 2560 2140 84 000000	ADAMS FOOD SERV MEDICARE	1,250.00	130.18	475.24	774.76	0.00	990.09	38.02
50E107 2560 2140 84 000000	JEFFERSON FOOD SERV MEDICAR	1,100.00	105.35	405.11	694.89	0.00	862.80	36.83
50E108 2560 2140 84 000000	LINCOLN FOOD SERV MEDICARE	2,100.00	223.20	687.39	1,412.61	0.00	1,283.42	32.73
50E109 2560 2140 84 000000	LONGFELLOW FOOD SERV MEDICA	1,500.00	141.28	431.53	1,068.47	0.00	735.99	28.77
50E110 2560 2140 84 000000	WASHINGTON FOOD SERV MEDICA	1,750.00	186.60	642.53	1,107.47	0.00	1,203.12	36.72
50E204 2560 2140 84 000000	JH FOOD SERV MEDICARE	2,400.00	258.60	810.06	1,589.94	0.00	1,962.54	33.75
50E303 2560 2140 84 000000	HS FOOD SERV MEDICARE	3,000.00	215.93	779.87	2,220.13	0.00	1,772.73	26.00
50E960 2560 2140 30 000000		725.00	0.00	339.49	385.51	0.00	353.49	46.83

Account Number	Account Level Description Account Number	2022-23 Original Budget	October 2022-23 Monthly Activity	2022-23 FYTD Activity	2022-23 Available Funds	Encumbered Amount	2021-22 FY Activity	2022-23 FYTD %
50	SOCIAL SECURITY/MEDICARE							
50E902 2900 2130 30 105000	AD TITLE I FICA	0.00	0.00	0.00	0.00	0.00	0.00	0.00
50E902 2900 2130 30 107000	JE TITLE I FICA	0.00	0.00	0.00	0.00	0.00	0.00	0.00
50E902 2900 2130 30 108000	LI TITLE I FICA	0.00	0.00	0.00	0.00	0.00	0.00	0.00
50E902 2900 2130 30 109000	LO TITLE I FICA	0.00	0.00	0.00	0.00	0.00	0.00	0.00
50E902 2900 2130 30 110000	WA TITLE I FICA	0.00	0.00	0.00	0.00	0.00	0.00	0.00
50E930 2900 2130 30 000000	TITLE I: FICA	0.00	0.00	0.00	0.00	0.00	0.00	0.00
50E930 2900 2130 30 105000	AD TITLE I FICA	0.00	0.00	0.00	0.00	0.00	0.00	0.00
50E930 2900 2130 30 107000	JE TITLE I FICA	0.00	0.00	0.00	0.00	0.00	0.00	0.00
50E930 2900 2130 30 108000	LI TITLE I FICA	0.00	0.00	0.00	0.00	0.00	0.00	0.00
50E930 2900 2130 30 109000	LO TITLE I FICA	0.00	0.00	0.00	0.00	0.00	0.00	0.00
50E930 2900 2130 30 110000	WA TITLE I FICA	0.00	0.00	0.00	0.00	0.00	0.00	0.00
50E000 2900 2140 00 000000		40.00	0.00	37.00	3.00	0.00	184.62	92.50
50E902 2900 2140 30 000000	TITLE I MEDICARE	60.00	0.00	0.00	60.00	0.00	0.00	0.00
50E902 2900 2140 30 105000	AD TITLE I MEDICARE	0.00	0.00	11.12	-11.12	0.00	55.50	0.00
50E902 2900 2140 30 107000	JE TITLE I MEDICARE	0.00	0.00	11.12	-11.12	0.00	55.50	0.00
50E902 2900 2140 30 108000	LI TITLE I MEDICARE	0.00	0.00	11.12	-11.12	0.00	55.50	0.00
50E902 2900 2140 30 109000	LO TITLE I MEDICARE	0.00	0.00	11.12	-11.12	0.00	55.50	0.00
50E902 2900 2140 30 110000	WA TITLE I MEDICARE	0.00	0.00	11.12	-11.12	0.00	55.50	0.00
50E930 2900 2140 30 000000	TITLE I: MEDICARE	0.00	0.00	0.00	0.00	0.00	0.00	0.00
50E930 2900 2140 30 105000	AD TITLE I MEDICARE	0.00	0.00	3.05	-3.05	0.00	0.00	0.00
50E930 2900 2140 30 107000	JE TITLE I MEDICARE	0.00	0.00	3.05	-3.05	0.00	0.00	0.00
50E930 2900 2140 30 108000	LI TITLE I MEDICARE	0.00	0.00	3.05	-3.05	0.00	0.00	0.00
50E930 2900 2140 30 109000	LO TITLE I MEDICARE	0.00	0.00	3.05	-3.05	0.00	0.00	0.00
50E930 2900 2140 30 110000	WA TITLE I MEDICARE	0.00	30.44	63.91	-63.91	0.00	0.00	0.00
50E902 3900 2130 30 000000	TITLE I FICA	0.00	0.00	0.00	0.00	0.00	0.00	0.00
50E930 3900 2130 30 000000	TITLE I: FICA	0.00	0.00	0.00	0.00	0.00	0.00	0.00
50E902 3900 2140 30 000000	TITLE I MEDICARE	70.00	0.00	0.00	70.00	0.00	0.00	0.00
50E902 3900 2140 30 105000	AD TITLE I MEDICARE	0.00	0.00	11.76	-11.76	0.00	58.98	0.00
50E902 3900 2140 30 107000	JE TITLE I MEDICARE	0.00	0.00	11.76	-11.76	0.00	58.98	0.00
50E902 3900 2140 30 108000	LI TITLE I MEDICARE	0.00	0.00	11.76	-11.76	0.00	58.98	0.00
50E902 3900 2140 30 109000	LO TITLE I MEDICARE	0.00	0.00	11.76	-11.76	0.00	58.98	0.00
50E902 3900 2140 30 110000	WA TITLE I MEDICARE	0.00	0.00	11.76	-11.76	0.00	58.78	0.00
50E930 3900 2140 30 000000	TITLE I: MEDICARE	400.00	0.00	0.00	400.00	0.00	0.00	0.00
50E930 3900 2140 30 105000		0.00	0.00	0.00	0.00	0.00	16.52	0.00
50E930 3900 2140 30 107000		0.00	0.00	0.00	0.00	0.00	16.52	0.00
50E930 3900 2140 30 108000		0.00	0.00	0.00	0.00	0.00	16.52	0.00
50E930 3900 2140 30 109000		0.00	0.00	0.00	0.00	0.00	16.52	0.00
50E930 3900 2140 30 110000		0.00	0.00	0.00	0.00	0.00	16.56	0.00

Account Number	Account Level Description	2022-23 Original Budget	October 2022-23 Monthly Activity	2022-23 FYTD Activity	2022-23 Available Funds	Encumbered Amount	2021-22 FY Activity	2022-23 FYTD %
50	SOCIAL SECURITY/MEDICARE							
50E000 3901 2130 00 000000	AFTERCATS: FICA	500.00	50.03	141.35	358.65	0.00	498.67	28.27
50E105 3901 2130 00 000000	ADAMS AFTERCATS FICA	1,100.00	34.96	91.81	1,008.19	0.00	254.45	8.35
50E107 3901 2130 00 000000	JEFFERSON AFTERCATS FICA	1,000.00	82.74	189.59	810.41	0.00	631.46	18.96
50E108 3901 2130 00 000000	LINCOLN AFTERCATS FICA	1,550.00	255.39	635.87	914.13	0.00	827.60	41.02
50E109 3901 2130 00 000000	LONGFELLOW AFTERCATS FICA	1,200.00	109.69	250.52	949.48	0.00	1,222.42	20.88
50E110 3901 2130 00 000000	WASHINGTON AFTERCATS FICA	1,500.00	107.43	270.62	1,229.38	0.00	864.50	18.04
50E204 3901 2130 00 000000	JH AFTERCATS FICA	600.00	59.36	157.41	442.59	0.00	467.69	26.24
50E000 3901 2140 00 000000	AFTERCATS: MEDICARE	125.00	11.70	33.06	91.94	0.00	116.64	26.45
50E105 3901 2140 00 000000	ADAMS AFTERCATS MEDICARE	250.00	8.18	21.47	228.53	0.00	59.53	8.59
50E107 3901 2140 00 000000	JEFFERSON AFTERCATS MEDICAR	250.00	19.35	44.34	205.66	0.00	147.66	17.74
50E108 3901 2140 00 000000	LINCOLN AFTERCATS MEDICARE	400.00	59.72	148.70	251.30	0.00	193.57	37.18
50E109 3901 2140 00 000000	LONGFELLOW AFTERCATS MEDICA	300.00	25.64	58.56	241.44	0.00	285.86	19.52
50E110 3901 2140 00 000000	WASHINGTON AFTERCATS MEDICA	350.00	25.11	63.26	286.74	0.00	202.18	18.07
50E204 3901 2140 00 000000	JH AFTERCATS - MEDICARE	150.00	13.88	36.81	113.19	0.00	109.36	24.54
50---- ---- ---- -- ------		676,288.00	52,649.41	198,584.04	477,703.96	0.00	544,139.42	29.36
51	ILLINOIS MUNICIPAL RETIREMENT							
51E000 1101 2120 00 000002		0.00	0.00	45.89	-45.89	0.00	0.00	0.00
51E105 1101 2120 00 000000	ELEM. IMRF	2,200.00	224.12	550.26	1,649.74	0.00	2,010.03	25.01
51E105 1101 2120 00 000001	ADAMS IMRF	1,000.00	0.00	0.00	1,000.00	0.00	0.00	0.00
51E107 1101 2120 00 000000	JEFFERSON IMRF	2,800.00	245.94	597.81	2,202.19	0.00	2,181.95	21.35
51E108 1101 2120 00 000000	LINCOLN IMRF	100.00	201.24	301.86	-201.86	0.00	0.00	301.86
51E109 1101 2120 00 000000	LONGFELLOW IMRF	2,200.00	219.91	530.48	1,669.52	0.00	2,035.45	24.11
51E110 1101 2120 00 000000	WASHINGTON IMRF	4,500.00	361.92	872.51	3,627.49	0.00	4,009.09	19.39
51E303 1103 2120 00 000000	HS IMRF	15,000.00	1,743.16	6,089.84	8,910.16	0.00	11,486.24	40.60
51E303 1103 2120 00 000001	HS IMRF	1,000.00	0.00	0.00	1,000.00	0.00	0.00	0.00
51E940 1250 2120 30 000000	Esser Grant-IMRF-Employer	0.00	0.00	0.00	0.00	0.00	0.00	0.00
51E960 1250 2120 30 000000	ESSER II IMRF	8,000.00	0.00	2,729.53	5,270.47	0.00	4,114.51	34.12
51E965 1250 2120 30 000000	ESSER III IMRF	15,000.00	0.00	0.00	15,000.00	0.00	0.00	0.00
51E000 1500 2120 00 000000	ATHL: IMRF	4,200.00	397.69	1,274.41	2,925.59	0.00	3,737.30	30.34
51E000 1500 2120 00 000001	ATHL: IMRF	1,500.00	165.19	303.50	1,196.50	0.00	829.82	20.23
51E303 1500 2120 01 000000	HS FOOTBALL IMRF	1,500.00	0.00	0.00	1,500.00	0.00	1,444.92	0.00
51E303 1500 2120 05 000000		0.00	310.06	465.09	-465.09	0.00	0.00	0.00
51E303 1500 2120 06 000000	HS WRESTLING IMRF	400.00	0.00	0.00	400.00	0.00	0.00	0.00
51E303 1500 2120 15 000000	HS BOYS BASKETBALL IMRF	800.00	0.00	0.00	800.00	0.00	578.84	0.00
51E303 1500 2120 31 000000	HS GIRLS BASKETBALL	800.00	0.00	0.00	800.00	0.00	566.76	0.00

Account Number	Account Level Description Account Number	2022-23 Original Budget	October 2022-23 Monthly Activity	2022-23 FYTD Activity	2022-23 Available Funds	Encumbered Amount	2021-22 FY Activity	2022-23 FYTD %
51	ILLINOIS MUNICIPAL RETIREMENT							
51E303 1500 2120 32 000000	HS GIRLS CROSS COUNTRY	800.00	0.00	0.00	800.00	0.00	485.00	0.00
51E303 1500 2120 33 000000	HS GIRLS TRACK IMRF	1,000.00	0.00	0.00	1,000.00	0.00	0.00	0.00
51E000 1501 2120 00 000000	ADAMS IMRF	2,500.00	59.42	87.84	2,412.16	0.00	1,266.75	3.51
51E000 2134 2120 00 000000	HEALTH SERV IMRF	8,000.00	590.24	2,491.48	5,508.52	0.00	3,933.00	31.14
51E105 2134 2120 00 000000	HEALTH SERV. IMRF	5,000.00	298.74	1,212.09	3,787.91	0.00	3,751.81	24.24
51E107 2134 2120 00 000000	HEALTH SERV. IMRF	4,200.00	281.18	1,135.70	3,064.30	0.00	3,617.48	27.04
51E108 2134 2120 00 000000	HEALTH SERVICES: IMRF	5,000.00	305.26	1,238.33	3,761.67	0.00	3,964.54	24.77
51E109 2134 2120 00 000000	HEALTH SERV. IMRF	4,000.00	263.88	1,067.92	2,932.08	0.00	3,291.63	26.70
51E110 2134 2120 00 000000	HEALTH SERV. IMRF	5,800.00	370.46	1,509.70	4,290.30	0.00	4,997.63	26.03
51E204 2134 2120 00 000000	HEALTH SERV. IMRF	3,700.00	190.66	777.36	2,922.64	0.00	3,389.74	21.01
51E303 2134 2120 00 000000	HEALTH SERV. IMRF	4,000.00	263.88	1,052.32	2,947.68	0.00	3,354.06	26.31
51E960 2134 2120 30 000000	ESSER 2 HEALTH SERV IMRF	500.00	0.00	390.02	109.98	0.00	217.55	78.00
51E965 2134 2120 30 000000	ESSER 3 HEALTH SERV IMRF	7,000.00	479.16	1,755.10	5,244.90	0.00	5,285.35	25.07
51E105 2190 2120 00 000000	ADAMS SUPPORT IMRF	1,000.00	61.82	128.38	871.62	0.00	0.00	12.84
51E107 2190 2120 00 000000	JEFFERSON SUPPORT IMRF	1,700.00	103.44	194.81	1,505.19	0.00	1,478.30	11.46
51E108 2190 2120 00 000000	LINCOLN SUPPORT IMRF	1,000.00	69.48	224.22	775.78	0.00	884.44	22.42
51E109 2190 2120 00 000000	LONGFELLOW SUPPORT IMRF	2,300.00	87.72	201.74	2,098.26	0.00	1,964.82	8.77
51E110 2190 2120 00 000000	WASHINGTON SUPPORT IMRF	8,000.00	807.41	1,975.14	6,024.86	0.00	7,054.71	24.69
51E204 2190 2120 00 000000	JH SUPPORT STAFF IMRF	2,300.00	208.24	481.80	1,818.20	0.00	1,806.63	20.95
51E303 2190 2120 00 000000	HS SUPPORT STAFF IMRF	9,500.00	1,629.15	3,955.78	5,544.22	0.00	7,493.27	41.64
51E000 2210 2120 00 000000	STAFF DEV IMRF	6,200.00	440.08	1,760.32	4,439.68	0.00	5,567.98	28.39
51E940 2210 2120 30 000000	ESSER IMRF	0.00	0.00	0.00	0.00	0.00	0.00	0.00
51E000 2225 2120 00 000000	TECHNOLOGY IMRF	37,000.00	2,768.96	11,075.84	25,924.16	0.00	35,641.92	29.93
51E000 2321 2120 00 000000	ADMIN IMRF	7,500.00	564.60	2,258.40	5,241.60	0.00	7,211.99	30.11
51E105 2410 2120 00 000000	PRINCIPAL IMRF	7,000.00	588.17	2,219.62	4,780.38	0.00	6,644.80	31.71
51E107 2410 2120 00 000000	PRINCIPAL IMRF	5,600.00	426.46	1,684.39	3,915.61	0.00	5,258.05	30.08
51E108 2410 2120 00 000000	PRINCIPAL IMRF	12,500.00	201.24	8,369.15	4,130.85	0.00	7,911.12	66.95
51E109 2410 2120 00 000000	PRINCIPAL IMRF	12,500.00	410.77	8,242.47	4,257.53	0.00	8,356.36	65.94
51E110 2410 2120 00 000000	PRINCIPAL IMRF	6,200.00	506.89	1,964.05	4,235.95	0.00	5,678.49	31.68
51E204 2410 2120 00 000000	PRINCIPAL IMRF	10,000.00	764.04	3,103.37	6,896.63	0.00	9,423.22	31.03
51E303 2410 2120 00 000000	PRINCIPAL IMRF	25,000.00	788.04	3,097.01	21,902.99	0.00	23,337.19	12.39
51E000 2510 2120 00 000000	BUS. MGR. IMRF	15,000.00	984.70	3,938.80	11,061.20	0.00	12,516.26	26.26
51E000 2520 2120 00 000000	FISCAL IMRF	14,000.00	874.00	3,496.00	10,504.00	0.00	10,605.73	24.97
51E000 2542 2120 00 000000	CUST./MAINT. IMRF	60,000.00	3,958.29	15,616.98	44,383.02	0.00	47,291.74	26.03
51E105 2542 2120 00 000000	CUST./MAINT. IMRF	15,000.00	793.94	3,087.24	11,912.76	0.00	9,751.29	20.58
51E107 2542 2120 00 000000	CUST./MAINT. IMRF	15,000.00	1,025.41	4,466.35	10,533.65	0.00	15,189.68	29.78
51E108 2542 2120 00 000000	CUST./MAINT. IMRF	13,000.00	1,070.99	4,075.38	8,924.62	0.00	12,876.15	31.35
51E109 2542 2120 00 000000	CUST./MAINT. IMRF	8,000.00	741.21	2,845.65	5,154.35	0.00	6,165.60	35.57

Account Number	Account Level Description Account Number	2022-23 Original Budget	October 2022-23 Monthly Activity	2022-23 FYTD Activity	2022-23 Available Funds	Encumbered Amount	2021-22 FY Activity	2022-23 FYTD %
51	ILLINOIS MUNICIPAL RETIREMENT							
51E110 2542 2120 00 000000	CUST./MAINT. IMRF	19,000.00	962.94	5,093.50	13,906.50	0.00	13,274.09	26.81
51E204 2542 2120 00 000000	CUST./MAINT. IMRF	20,000.00	1,723.96	7,023.90	12,976.10	0.00	18,149.85	35.12
51E303 2542 2120 00 000000	CUST./MAINT. IMRF	42,000.00	2,985.62	11,714.50	30,285.50	0.00	35,562.76	27.89
51E000 2550 2120 00 000000	TRANS. IMRF	3,500.00	218.50	874.00	2,626.00	0.00	2,596.43	24.97
51E000 2560 2120 84 000000	FOOD SERVICE IMRF	17,000.00	1,182.64	4,713.75	12,286.25	0.00	15,188.69	27.73
51E105 2560 2120 84 000000	FOOD SERV. IMRF	11,000.00	1,242.18	4,524.29	6,475.71	0.00	10,345.29	41.13
51E107 2560 2120 84 000000	FOOD SERV. IMRF	12,000.00	909.64	3,498.00	8,502.00	0.00	7,992.58	29.15
51E108 2560 2120 84 000000	FOOD SERV. IMRF	16,000.00	2,001.14	6,198.17	9,801.83	0.00	12,529.35	38.74
51E109 2560 2120 84 000000	FOOD SERVICE IMRF	12,000.00	1,075.64	3,450.20	8,549.80	0.00	7,253.06	28.75
51E110 2560 2120 84 000000	FOOD SERV. IMRF	16,000.00	1,611.28	5,536.30	10,463.70	0.00	9,956.40	34.60
51E204 2560 2120 84 000000	FOOD SERV. IMRF	19,000.00	2,011.17	6,605.77	12,394.23	0.00	14,069.20	34.77
51E303 2560 2120 84 000000	FOOD SERV. IMRF	20,000.00	1,935.66	7,089.26	12,910.74	0.00	17,686.10	35.45
51E960 2560 2120 30 000000	ESSER 2 FOOD SERV IMRF	7,500.00	0.00	2,931.40	4,568.60	0.00	2,951.71	39.09
51E107 3901 2120 00 000000	AFTERCATS IMRF	1,300.00	112.75	226.44	1,073.56	0.00	1,130.04	17.42
51E108 3901 2120 00 000000	AFTERCATS IMRF	2,500.00	334.36	891.19	1,608.81	0.00	1,676.38	35.65
51E109 3901 2120 00 000000	LONGFELLOW AFTERCATS IMRF	2,300.00	104.22	251.87	2,048.13	0.00	1,875.22	10.95
51E110 3901 2120 00 000000	WA AFTERCATS IMRF	2,500.00	216.92	537.45	1,962.55	0.00	1,919.53	21.50
51E204 3901 2120 00 000000	JH AFTERCATS IMRF	1,400.00	122.36	337.08	1,062.92	0.00	1,195.82	24.08
51---- ---- ---- -- ------		632,800.00	45,598.14	186,439.00	446,361.00	0.00	496,011.69	29.46
60	CAPITAL PROJECTS FUND OR FUND							
60E000 2532 5100 01 000001	LAND PURCHASE	0.00	0.00	0.00	0.00	0.00	0.00	0.00
60E000 2533 5230 00 000000	ARCH LOCAL PROJECTS	200,000.00	0.00	0.00	200,000.00	0.00	54,080.00	0.00
60E000 2533 5230 00 020084	ARCHITECT PAVEMENT PLAYGROU	0.00	0.00	0.00	0.00	0.00	19,471.48	0.00
60E000 2533 5230 03 019042	MHS - PHASE 3 ARCHITECT	0.00	0.00	0.00	0.00	0.00	1,622.21	0.00
60E000 2533 5230 03 020080	ARCHITECT MHS PHASE 4	0.00	0.00	0.00	0.00	0.00	2,473.71	0.00
60E000 2533 5230 03 020083	ARCHITECT FB FIELD SEWER RE	0.00	0.00	0.00	0.00	0.00	528.76	0.00
60E000 2533 5230 03 022013	ARCH JH GEN RENOVATIONS PH	0.00	0.00	26,998.40	-26,998.40	0.00	82,756.14	0.00
60E110 2533 5230 00 021053	ARCHITECT WA ACCESSIBILITY	0.00	0.00	0.00	0.00	0.00	6,137.90	0.00
60E204 2533 5230 00 022013	ARCH JH GENERAL RENOVATIONS	25,000.00	0.00	5,444.08	19,555.92	0.00	0.00	21.78
60E303 2533 5230 00 021095	ARCHITECT HS ADA Phase 5	35,000.00	0.00	0.00	35,000.00	0.00	0.00	0.00
60E000 2535 3190 00 000002	UNIT 2 LOCAL PROJECTS	2,700,000.00	9,304.13	44,924.13	2,655,075.87	0.00	48,443.87	1.66
60E000 2535 5230 00 019042	MHS AC PHASE 3	0.00	0.00	15,120.00	-15,120.00	0.00	35,069.50	0.00
60E000 2535 5230 00 020084	PAVEMENT/PLAYGROUND SURFACE	0.00	0.00	0.00	0.00	0.00	591,364.94	0.00
60E110 2535 5230 00 021053	WASHINGTON ACCESSIBILITY	0.00	0.00	0.00	0.00	0.00	45,800.00	0.00
60E204 2535 5230 00 022013	JH GENERAL RENOVATIONS	811,000.00	108,477.00	654,111.00	156,889.00	0.00	327,204.00	80.65

Account Number	Account Level Description Account Number	2022-23 Original Budget	October 2022-23 Monthly Activity	2022-23 FYTD Activity	2022-23 Available Funds	Encumbered Amount	2021-22 FY Activity	2022-23 FYTD %
60	CAPITAL PROJECTS FUND OR FUND							
60E303 2535 5230 00 020016	MHS FOOTBALL LIGHTS/SEWER	0.00	0.00	0.00	0.00	0.00	4,282.20	0.00
60E303 2535 5230 00 020080	MHS PHASE 4 CONSTRUCTION	0.00	0.00	0.00	0.00	0.00	71,559.00	0.00
60E303 2535 5230 00 021095	HS ADA Phase 5	280,000.00	28,837.38	278,516.29	1,483.71	0.00	9,857.52	99.47
60E000 8410 6600 00 000000	NEW AS PRINCIPAL PMT TO FUN	690,000.00	0.00	0.00	690,000.00	0.00	675,000.00	0.00
60E000 8510 6600 00 000000	NEW AS INTEREST PMT TO FUND	61,883.00	0.00	30,941.25	30,941.75	0.00	76,935.00	50.00
60---- ---- ---- -- ------		4,802,883.00	146,618.51	1,056,055.15	3,746,827.85	0.00	2,052,586.23	21.99
70	WORKING CASH FUND							
70E000 8110 0000 10 000000	PERMANENT XFER TO EDUCATION	0.00	0.00	0.00	0.00	0.00	0.00	0.00
70E000 8120 7100 00 000000	TRANS INTEREST	0.00	0.00	0.00	0.00	0.00	0.00	0.00
70---- ---- ---- -- ------		0.00	0.00	0.00	0.00	0.00	0.00	0.00
80	TORT IMMUNITY AND JUDGMENT FUN							
80E000 2361 3800 00 000000	TORT: WORKERS COMPENSATION	190,000.00	12,938.00	197,625.00	-7,625.00	0.00	185,468.00	104.01
80E000 2365 3180 00 000000	TORT: LEGAL SERVICES	80,000.00	0.00	24,940.67	52,552.43	2,506.90	9,193.60	31.18
80E000 2365 3190 00 000000	TORT: CONTRACTUAL SERVICES	10,000.00	0.00	0.00	10,000.00	0.00	0.00	0.00
80E000 2365 3800 00 000000	TORT: PROPERTY CASUALTY	370,000.00	0.00	8,976.80	337,139.20	23,884.00	315,497.76	2.43
80E000 2365 3800 00 000001	TORT: UNEMPLOYMENT	20,000.00	0.00	2,616.08	17,383.92	0.00	3,505.12	13.08
80---- ---- ---- -- ------		670,000.00	12,938.00	234,158.55	409,450.55	26,390.90	513,664.48	34.95
90	FIRE PREVENTION AND SAFETY FUN							
90E000 2533 3010 02 001203	Jr.High 10 YR HLS REPORT	10,000.00	0.00	0.00	10,000.00	0.00	0.00	0.00
90E000 2533 3010 04 001001	CS 10 YR HLS REPORT	0.00	0.00	0.00	0.00	0.00	0.00	0.00
90E000 2533 3010 06 001407	Lincoln HLS 10 YR Survey	0.00	0.00	0.00	0.00	0.00	0.00	0.00
90E000 2533 3010 07 000000	JEFFHI HLS 10 YR SURVEY	0.00	0.00	0.00	0.00	0.00	0.00	0.00
90E000 2533 3010 07 001405	Long. HLS 10 Yr Survey	0.00	0.00	0.00	0.00	0.00	0.00	0.00
90E000 2533 3010 08 001406	Wash. HLS 10 Yr Survey	0.00	0.00	0.00	0.00	0.00	0.00	0.00
90E108 2533 5230 00 000000	ARCH FEE LINCOLN HVAC/ROOF/	10,000.00	0.00	21,169.08	-11,169.08	0.00	52,801.43	211.69
90E000 2535 5230 00 019095	LINCOLN ELEM ROOF PROJECT	0.00	0.00	0.00	0.00	0.00	26,734.70	0.00
90E000 2535 5230 00 020018	LINCOLN HVAC/ROOF/DOORS	700,000.00	0.00	269,960.25	430,039.75	0.00	1,299,808.31	38.57
90E000 8990 0000 00 000000	Other Sources	0.00	0.00	0.00	0.00	0.00	0.00	0.00

Account Number	Account Level Description Account Number	2022-23 Original Budget	October 2022-23 Monthly Activity	2022-23 FYTD Activity	2022-23 Available Funds	Encumbered Amount	2021-22 FY Activity	2022-23 FYTD %
90	FIRE PREVENTION AND SAFETY FUN							
90---- ---- ---- -- ------		720,000.00	0.00	291,129.33	428,870.67	0.00	1,379,344.44	40.43
Grand Expense Totals		63,147,114.00	4,029,109.32	19,615,611.19	42,229,522.99	1,324,176.76	50,757,757.06	31.03

Number of Accounts: 2305

********** End of report **********