Financial Report

For the period ending

July 31, 2021

Marion CUSD #2
Financial Profile
For the period ending July 31, 2021

	Budgeted Revenue	Year-to-Date Revenue	Budget Balance	Percent of Budget Collected
Educational Fund	$ 37,579,699	$ 858,293	36,721,406	2.28%
Operations & Maintenance Fund	9,342,000	$ 918	9,341,082	0.01%
Lease Fund	1,130	$ 42	1,088	3.74%
Debt Service Fund	2,632,185	$ 3	2,632,182	0.00%
Transportation Fund	1,875,000	$ 119,670	1,755,330	6.38%
Social Security/Medicare Fund	500,500	$ 139	500,361	0.03%
IMRF Fund	538,000	$ 95	537,905	0.02%
Capital Projects Fund	2,695,000	$ 592	2,694,408	0.02%
Working Cash Fund	860	$ 4	856	0.44%
Tort Fund	698,500	$ -	698,500	0.00%
Fire Prevention & Life Safety Fun	213,500	$ 901	212,599	0.42%
ALL FUNDS	**$ 56,076,374**	**$ 980,657**	**$ 55,095,717**	**1.75%**

Percent of Fiscal Year Completed = 100.00%

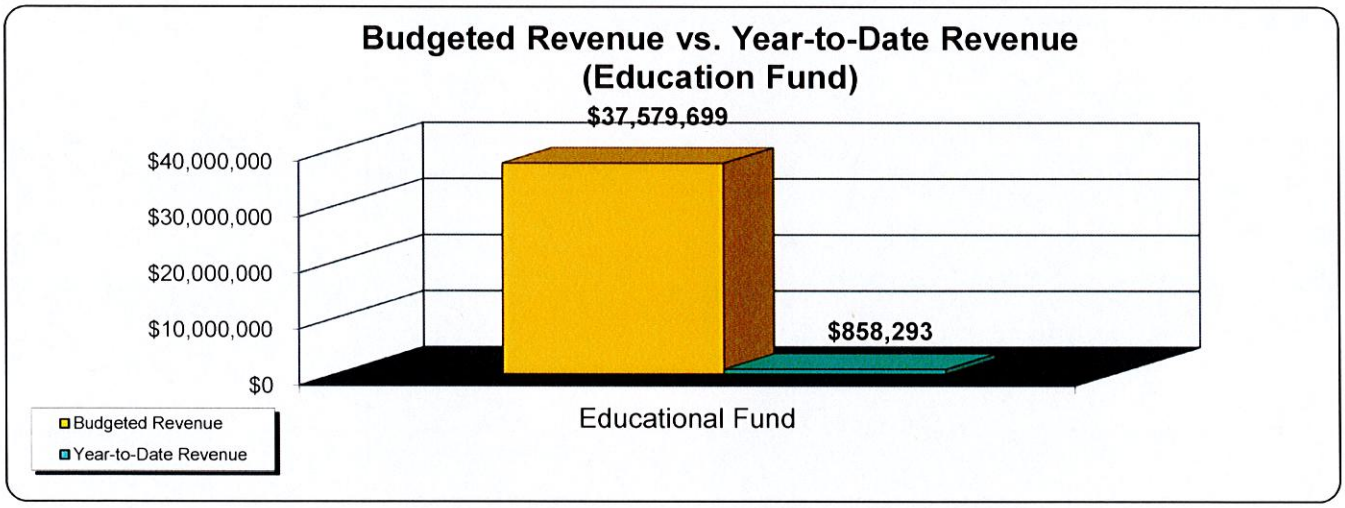

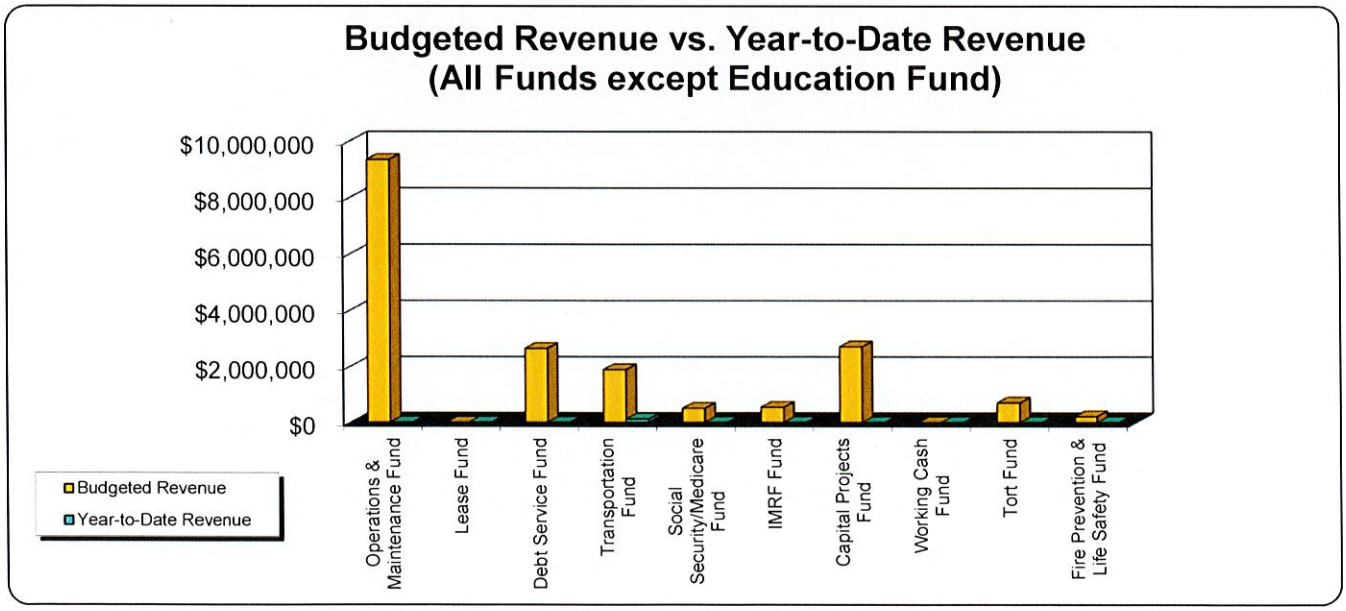

Marion CUSD #2
Financial Profile
For the period ending July 31, 2021

	Budgeted Expenditures	Year-to-Date Expenditures	Budget Balance	Percent of Budget Spent
Educational Fund	$ 37,240,655	$ 3,216,474	$ 34,024,181	8.64%
Operations & Maintenance Fund	9,373,900	233,786	$ 9,140,114	2.49%
Lease Fund	52,800	0	$ 52,800	0.00%
Debt Service Fund	2,631,285	0	$ 2,631,285	0.00%
Transportation Fund	1,928,762	54,744	$ 1,874,018	2.84%
Social Security/Medicare Fund	602,664	44,854	$ 557,810	7.44%
IMRF Fund	599,000	41,157	$ 557,843	6.87%
Capital Projects Fund	3,740,018	222,676	$ 3,517,342	5.95%
Working Cash Fund	0	0	0	0.00%
Tort Fund	650,000	194,121	$ 455,879	29.86%
Fire Prevention & Life Safety Fun	1,756,735	254,454	$ 1,502,281	14.48%
ALL FUNDS	**$ 58,575,819**	**$ 4,262,266**	**$ 54,313,553**	**7.28%**

Percent of Fiscal Year Completed = 100.00%

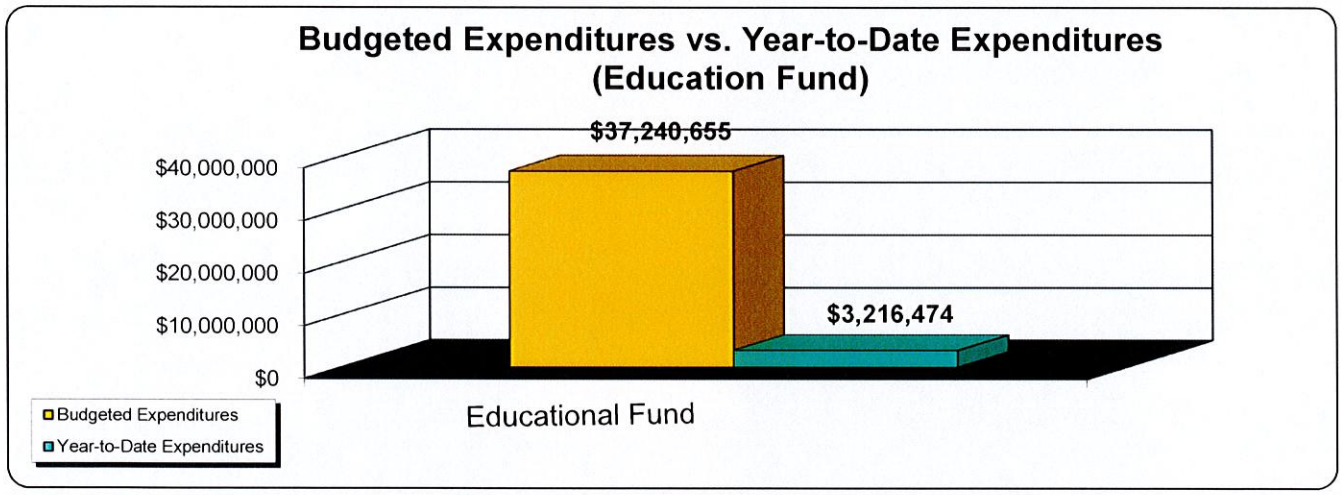

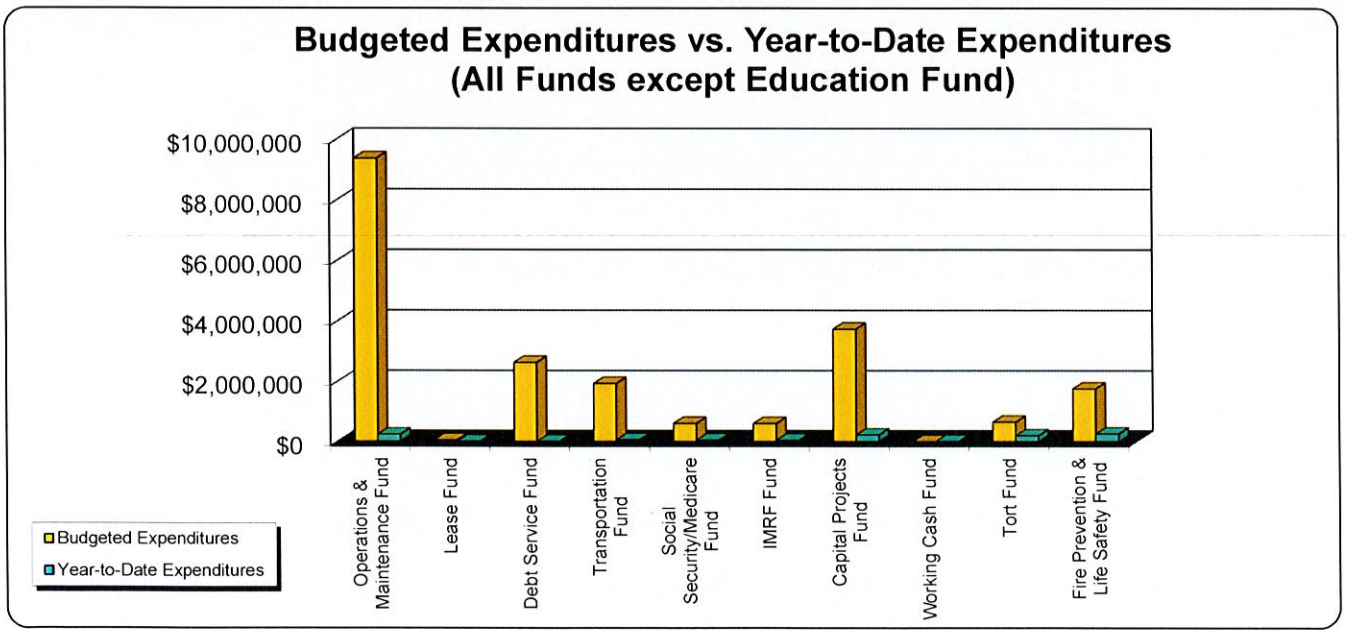

FDTLOC	FUNC	OBJ	SJ	SOURCE	Account Level Description	Ending Balance
A				Asset		
10A000	1110	0000	00	000000	IMPREST, ADM, HS	26,000.48
10A000	1120	0000	00	000000	CASH IN BANK	3,011,027.37
10A000	1130	0000	00	000000	PETTY CASH	800.00
10A000	1140	0000	00	000000	HEALTH INSURANCE CHECKING	187,971.62
10A000	1260	0000	00	000000	Activity Account	339,693.84
10A000	1300	0000	00	000000	EDUC. TRANSF FROM W CASH	0.00
10A000	1310	0000	00	000000	TAXES RECEIVABLE	-0.31
10A000	1410	0000	00	000000	DUE TO ED FROM TORT	0.00
10A000	1410	0000	00	000002	ED LOAN TO O&M FUND	0.00
10A000	1410	0000	00	000004	LOAN TO TRANSPORTATION FUND	0.00
10A000	1410	0000	00	000008	ED LOAN TO TORT FUND	0.00
10A000	1530	0000	00	000000	GRANTS RECEIVABLE	-0.26
10A000	1610	0000	00	000001	18-19 LOAN TO VOCATIONAL DIST	0.00
10A000	1610	0000	00	000003	17-18 CTEI VOCATION LOAN	0.00
10A000	1610	0000	02	000002	13-14 LOAN TO PRE-K	-0.10
10A000	1610	0000	04	000004	11-12 LOAN PRE-K	0.29
10A000	1630	0000	00	000000	INSURANCE RECEIVABLE	0.21
10A000	1720	0000	00	000000	BUILDING TRADES HOUSE	0.00
10A---	----	----	--	------		3,565,493.14
L				Liability		
10L000	4110	0000	00	000000	EDUC.FROM BLDG FUND	0.00
10L000	4110	0000	00	000001	LOAN FROM WC	0.00
10L000	4110	0000	00	000002	LOAN FROM TRANS	0.00
10L000	4200	0000	00	000000	ACCRUED PAYROLL	0.00
10L000	4310	0000	00	000000	ACCOUNTS PAYABLE	-0.25
10L000	4340	0000	00	000000	ED LOAN FROM TRANS	0.00
10L000	4610	0000	00	000000	LINE OF CREDIT	0.00
10L000	4650	0000	00	000000	BIKING FOR BOOKS	0.00
10L000	4710	0000	00	000000	ACCRUED SALARIES AND BENEFITS	0.13
10L000	4810	0000	00	000451	EDUCATION TRS	0.36
10L000	4810	0000	00	000452	FIT	0.00
10L000	4810	0000	00	000453	SIT	0.03
10L000	4810	0000	00	000454	IMRF	0.00
10L000	4810	0000	00	000455	ANNUITIES	0.00
10L000	4810	0000	00	000456	HEALTH INSURANCE	0.00
10L000	4810	0000	00	000457	FICA	0.00
10L000	4810	0000	00	000458	MEDICARE	0.00
10L000	4810	0000	00	000459	CREDIT UNION & DUES	0.00
10L000	4810	0000	00	000460	UNITED WAY	0.00
10L000	4810	0000	00	000461	UNIT 2 FOUNDATION	0.00
10L000	4810	0000	00	000462	CIRCUIT CLERK	0.00
10L000	4810	0000	00	000464	KIDS FOUNDATION	0.00
10L000	4810	1000	00	000458	FICA/MEDICARE	0.00
10L000	4910	0000	00	000000	DEFERRED REVENUE	-0.27
10L000	4930	0000	00	000000	Activity Account	-339,693.84
10L000	4980	0000	00	000000		0.00
10L000	4990	0000	00	000000	CONTINGENT HEALTH INSURANCE LI	-0.04
10L000	4990	0000	00	000003	Property Tax Building Trades	-240.97
10L000	5500	0000	00	000000	CONTINGENT HEALTH INS LIAB.	-79,345.23
10L---	----	----	--	------		-419,280.08

FDTLOC FUNC OBJ SJ SOURCE	Account Level Description	Ending Balance
Q Equity		
10Q000 7030 0000 00 000002	RESTRICTED FUND BAL HEALTH INS	0.00
10Q000 7130 0000 00 000000	RESERVE FOR ENCUMBRANCES	0.00
10Q000 7300 0000 00 000000	EDUCATION FUND BALANCE	-3,146,213.06
10Q--- ---- ---- -- ------		-3,146,213.06
10---- ---- ---- -- ------		0.00
A Asset		
20A000 1120 0000 00 000000	CASH IN BANK	1,749,011.94
20A000 1310 0000 00 000001	ALLOWANCE ACCOUNT	0.00
20A000 1410 0000 00 000000	O&M LOAN TO ED	0.00
20A000 1410 0000 00 000001	OM LOAN TO CAPITAL PROJECTS	0.00
20A000 1510 0000 00 000000	O&M LOAN TO ED	0.00
20A--- ---- ---- -- ------		1,749,011.94
L Liability		
20L000 4110 0000 00 000000	LOAN FROM WC	0.00
20L000 4110 0000 00 000001	LOAN FROM ED FUND	0.00
20L000 4110 0000 00 000002	LOAN FROM TRANSPORTATION	0.00
20L000 4200 0000 00 000000	ACCRUED PAYROLL	0.00
20L000 4310 0000 00 000000	ACCOUNTS PAYABLE	-0.02
20L000 4410 0000 00 000000	HS FIRE RESTORATION (INSURANCE	0.00
20L000 4710 0000 00 000000	ACCRUED SALARIES AND BENEFITS	-0.36
20L000 4810 0000 00 000451	TRS	0.00
20L000 4810 0000 00 000452	FIT	0.00
20L000 4810 0000 00 000453	SIT	0.00
20L000 4810 0000 00 000454	IMRF	0.00
20L000 4810 0000 00 000455	ANNUITIES	0.00
20L000 4810 0000 00 000456	HEALTH INSURANCE	0.00
20L000 4810 0000 00 000457	FICA	0.00
20L000 4810 0000 00 000458	MEDICARE	0.00
20L000 4810 0000 00 000459	CREDIT UNION, UNION DUES	0.00
20L000 4810 0000 00 000460	UNITED WAY	0.00
20L000 4810 0000 00 000462	CIRCUIT CLERK	0.00
20L000 4810 1000 00 000458	FICA/MEDICARE	0.00
20L000 4910 0000 00 000000	DEFERRED REVENUE	-0.40
20L000 4980 0000 00 000000		0.00
20L000 4990 0000 00 000000	PROPERTY TAX ON PURCHASE OF PR	-113.25
20L--- ---- ---- -- ------		-114.03
Q Equity		
20Q000 7130 0000 00 000000	RESERVE FOR ENCUMBRANCES	0.00
20Q000 7300 0000 00 000000	OM FUND BALANCE	-1,748,897.91
20Q--- ---- ---- -- ------		-1,748,897.91
20---- ---- ---- -- ------		0.00

FDTLOC FUNC OBJ SJ SOURCE	Account Level Description	Ending Balance
A Asset		
21A000 1120 0000 00 000000	CASH IN BANK	80,581.20
21A000 1210 0000 00 000000	LEASE DEPOSIT	0.00
21A--- ---- ---- -- ------		80,581.20
L Liability		
21L000 4310 0000 00 000000	ACCOUNTS PAYABLE	0.27
21L000 4910 0000 00 000000	DEFERRED REVENUE	0.13
21L000 5900 0000 00 000000	LT LIAB - COMPUTERS	0.00
21L000 5990 0000 00 000000	LEASE: LT LIAB - COMPUTERS	0.25
21L--- ---- ---- -- ------		0.65
Q Equity		
21Q000 7300 0000 00 000000	OM LEASE FUND BALANCE	-80,581.85
21Q--- ---- ---- -- ------		-80,581.85
21---- ---- ---- -- ------		0.00
A Asset		
30A000 1120 0000 00 000000	CASH IN BANK	6,424.09
30A--- ---- ---- -- ------		6,424.09
L Liability		
30L000 4310 0000 00 000000	ACCOUNTS PAYABLE	0.00
30L000 4910 0000 00 000000	DEFERRED REVENUE	0.42
30L--- ---- ---- -- ------		0.42
Q Equity		
30Q000 7300 0000 00 000000	DEBT SERVICE FUND BALANCE	-6,424.51
30Q--- ---- ---- -- ------		-6,424.51
30---- ---- ---- -- ------		0.00
A Asset		
40A000 1120 0000 00 000000	CASH IIN BANK	960,646.74
40A000 1410 0000 00 000000	TRANS LOAN TO ED	0.00
40A000 1420 0000 00 000000	LOAN TO O&M FUND	0.00
40A000 1510 0000 00 000000	TRANS LOAN TO ED	0.00
40A000 1530 0000 00 000000	GRANTS RECEIVABLE	0.28
40A000 1610 0000 00 000000	OTHER RECEIVABLES	0.00

FDTLOC FUNC OBJ SJ SOURCE	Account Level Description	Ending Balance
A Asset		
40A000 1610 0000 00 000001	20-21 LOAN TO WCES	0.00
40A--- ---- ---- -- ------		960,647.02
L Liability		
40L000 4110 0000 00 000000	LOAN FROM ED FUND	0.00
40L000 4200 0000 00 000000	ACCRUED PAYROLL	0.00
40L000 4310 0000 00 000000	ACCOUNTS PAYABLE	0.00
40L000 4310 0000 00 000001	AMERICAN EXPRESS LIABILITY	0.00
40L000 4650 0000 00 000000	BIKING FOR BOOKS	0.00
40L000 4710 0000 00 000000	ACCRUED SALARIES AND BENEFITS	-0.06
40L000 4810 0000 00 000451	TRS	0.00
40L000 4810 0000 00 000452	FIT	0.00
40L000 4810 0000 00 000453	SIT	0.00
40L000 4810 0000 00 000455	TORT: ANNUITIES	0.00
40L000 4810 0000 00 000456	HEALTH INSURANCE	0.00
40L000 4810 0000 00 000457	FICA	0.00
40L000 4810 0000 00 000458	MEDICARE	0.00
40L000 4810 1000 00 000458	FICA/MEDICARE	0.00
40L000 4910 0000 00 000000	DEFERRED REVENUE	-0.47
40L000 4980 0000 00 000000	ACCRUED EXPENSES	0.00
40L--- ---- ---- -- ------		-0.53
Q Equity		
40Q000 7130 0000 00 000000	RESERVE FOR ENCUMBRANCES	0.00
40Q000 7300 0000 00 000000	TRANSPORTATION FUND BALANCE	-960,646.49
40Q--- ---- ---- -- ------		-960,646.49
40---- ---- ---- -- ------		0.00
A Asset		
50A000 1120 0000 00 000000	CASH IN BANK	265,310.05
50A--- ---- ---- -- ------		265,310.05
L Liability		
50L000 4310 0000 00 000000	ACCOUNTS PAYABLE	0.00
50L000 4710 0000 00 000000	ACCRUED SALARIES AND BENEFITS	0.00
50L000 4910 0000 00 000000	DEFERRED REVENUE	-0.12
50L000 4980 0000 00 000000		0.00
50L--- ---- ---- -- ------		-0.12

FDTLOC FUNC OBJ SJ SOURCE	Account Level Description	Ending Balance
Q Equity		
50Q000 7300 0000 00 000000	IMRF/SS FUND BALANCE	-265,309.93
50Q--- ---- ---- -- ------		-265,309.93
50---- ---- ---- -- ------		0.00
A Asset		
51A000 1120 0000 00 000000	CASH IN BANK	181,733.00
51A--- ---- ---- -- ------		181,733.00
L Liability		
51L000 4310 0000 00 000000	ACCOUNTS PAYABLE	0.00
51L000 4710 0000 00 000000	Accrued Salaries and Benefits	0.00
51L000 4980 0000 00 000000		0.00
51L--- ---- ---- -- ------		0.00
Q Equity		
51Q000 7300 0000 00 000000		-181,733.00
51Q--- ---- ---- -- ------		-181,733.00
51---- ---- ---- -- ------		0.00
A Asset		
60A000 1120 0000 00 000000	CASH IN BANK	1,127,789.28
60A000 2200 0000 00 000000	LAND PURCHASE	0.00
60A--- ---- ---- -- ------		1,127,789.28
L Liability		
60L000 4110 0000 00 000000	LOAN FROM OM	0.00
60L000 4310 0000 00 000000	ACCOUNTS PAYABLE	-0.41
60L000 4910 0000 00 000000	DEFERRED REVENUE	0.00
60L000 4990 0000 00 000000	PROPERTY TAX OWED FOR LOT 2014	-455.66
60L--- ---- ---- -- ------		-456.07
Q Equity		
60Q000 7130 0000 00 000000	RESERVE FOR ENCUMBRANCES	0.00
60Q000 7300 0000 00 000000	CAPITAL PROJECTS FUND BALANCE	-1,127,333.21
60Q--- ---- ---- -- ------		-1,127,333.21

FDTLOC FUNC OBJ SJ SOURCE	Account Level Description	Ending Balance
60---- ---- ---- -- ------		0.00
A	Asset	
70A000 1120 0000 00 000000	CASH IN BANK	7,225.84
70A000 1410 0000 00 000000	WC LOAN TO ED	0.00
70A000 1410 0000 00 000001	WC LOAN TO OM	0.00
70A000 1510 0000 00 000000	LOAN TO EDUCATION FUND	0.00
70A--- ---- ---- -- ------		7,225.84
L	Liability	
70L000 4310 0000 00 000000	ACCOUNTS PAYABLE	0.00
70L000 4910 0000 00 000000	DEFERRED REVENUE	0.38
70L--- ---- ---- -- ------		0.38
Q	Equity	
70Q000 7300 0000 00 000000	WORKING CASH FUND BALANCE	-7,226.22
70Q--- ---- ---- -- ------		-7,226.22
70---- ---- ---- -- ------		0.00
A	Asset	
80A000 1120 0000 00 000000	CASH IN BANK	-132,075.82
80A--- ---- ---- -- ------		-132,075.82
L	Liability	
80L000 4110 0000 00 000000	DUE TO ED FROM TORT	0.00
80L000 4110 0000 00 000001	LOAN FROM ED FUND	0.00
80L000 4310 0000 00 000000	ACCOUNTS PAYABLE	0.00
80L000 4810 0000 00 000451	TRS	0.00
80L000 4810 0000 00 000452	FIT	0.00
80L000 4810 0000 00 000453	SIT	0.00
80L000 4810 0000 00 000454	IMRF	0.00
80L000 4810 0000 00 000455	ANNUTIES	0.00
80L000 4810 0000 00 000456	HEALTH INSURANCE	0.00
80L000 4810 0000 00 000457	FICA	0.00
80L000 4810 0000 00 000458	MEDICARE	0.00
80L000 4810 0000 00 000459	CU/DUES	0.00
80L000 4810 0000 00 000460	UNITED WAY	0.00
80L000 4810 0000 00 000461	UNIT 2 FOUNDATION	0.00
80L000 4810 0000 00 000462	CIRCUIT CLERK	0.00
80L000 4810 0000 00 000464	KIDS FOUNDATION	0.00
80L000 4810 1000 00 000458	FICA/MEDICARE	0.00
80L000 4910 0000 00 000000	DEFERRED REVENUE	0.00

FDTLOC FUNC OBJ SJ SOURCE	Account Level Description	Ending Balance
L Liability		
80L--- ---- ---- -- ------		0.00
Q Equity		
80Q000 7130 0000 00 000000	RESERVE FOR ENCUMBRANCES	0.00
80Q000 7300 0000 00 000000	TORT FUND BALANCE	132,075.82
80Q--- ---- ---- -- ------		132,075.82
80---- ---- ---- -- ------		0.00
A Asset		
90A000 1120 0000 00 000000	CASH IN BANK	1,716,182.70
90A--- ---- ---- -- ------		1,716,182.70
L Liability		
90L000 4310 0000 00 000000	ACCOUNTS PAYABLE	-0.50
90L000 4910 0000 00 000000	DEFERRED REVENUE	-0.48
90L--- ---- ---- -- ------		-0.98
Q Equity		
90Q000 7130 0000 00 000000	RESERVE FOR ENCUMBRANCES	0.00
90Q000 7300 0000 00 000000	FP&S FUND BALANCE	-1,716,181.72
90Q--- ---- ---- -- ------		-1,716,181.72
90---- ---- ---- -- ------		0.00

Grand Asset Totals	9,528,322.44
Grand Liability Totals	-419,850.36
Grand Equity Totals	-9,108,472.08
Grand Totals	0.00

Number of Accounts: 167

********** End of report **********

CHECK NUMBER	CHECK DATE	VENDOR	INVOICE NUMBER	ACCOUNT NUMBER	INVOICE DESCRIPTION	AMOUNT
69556	07/23/2021	AFLAC	20210723AD	10L000 4810 0000 00 000456	Payroll accrual	178.68
69556	07/23/2021	AFLAC	20210723AD	20L000 4810 0000 00 000456	Payroll accrual	9.70
69556	07/23/2021	AFLAC	20210723AD	10L000 4810 0000 00 000456	Payroll accrual	325.37
					Totals for 69556	513.75
69557	07/23/2021	COLONIAL LIFE &ACC I	20210723AD	10L000 4810 0000 00 000456	Dental Insurance	710.79
					Totals for 69557	710.79
69558	07/23/2021	CONNECTICUT-CCSPC	20210723AD	20L000 4810 0000 00 000462	Payroll accrual	108.63
					Totals for 69558	108.63
69559	07/23/2021	ILL STATE DISB UNIT	20210723AD	10L000 4810 0000 00 000462	Payroll accrual	200.00
69559	07/23/2021	ILL STATE DISB UNIT	20210723AD	10L000 4810 0000 00 000462	Payroll accrual	651.00
					Totals for 69559	851.00
69560	07/23/2021	KIDS FOUNDATION	20210723AD	10L000 4810 0000 00 000464	Payroll accrual	74.25
					Totals for 69560	74.25
69561	07/23/2021	LABORERS' LOCAL 773	20210723AD	20L000 4810 0000 00 000459	Payroll accrual	460.00
					Totals for 69561	460.00
69562	07/23/2021	LOCAL 773	20210723AD	10L000 4810 0000 00 000459	Payroll accrual	249.50
					Totals for 69562	249.50
69563	07/23/2021	MARION UNIT 2 FOUNDA	20210723AD	10L000 4810 0000 00 000461	Payroll accrual	122.00
					Totals for 69563	122.00
69564	07/23/2021	NIKKI TRAVELSTEAD201	20210723AD	10L000 4810 0000 00 000462	Payroll accrual	250.00
					Totals for 69564	250.00
69565	07/23/2021	SIU CREDIT UNION	20210723AD	10L000 4810 0000 00 000459	Payroll accrual	1,100.00
					Totals for 69565	1,100.00
69566	07/23/2021	THE GUARDIAN-APPLETO	20210723AD	10L000 4810 0000 00 000456	Dental insurance	2,941.68
69566	07/23/2021	THE GUARDIAN-APPLETO	20210723AD	20L000 4810 0000 00 000456	Dental insurance	124.88
					Totals for 69566	3,066.56
69567	07/30/2021	AMEREN ILLINOIS	08/02/2021	20E000 2542 4650 00 000011	District Gas	66.42
69567	07/30/2021	AMEREN ILLINOIS	08/02/2021	20E303 2542 4650 00 000000	District Gas	340.05
69567	07/30/2021	AMEREN ILLINOIS	08/02/2021	20E204 2542 4650 00 000000	District Gas	751.38
69567	07/30/2021	AMEREN ILLINOIS	08/02/2021	20E107 2542 4650 00 000000	District Gas	417.29
69567	07/30/2021	AMEREN ILLINOIS	08/02/2021	20E108 2542 4650 00 000000	District Gas	504.12
69567	07/30/2021	AMEREN ILLINOIS	08/02/2021	20E109 2542 4650 00 000000	District Gas	309.55
69567	07/30/2021	AMEREN ILLINOIS	08/02/2021	20E110 2542 4650 00 000000	District Gas	457.93
					Totals for 69567	2,846.74
69568	07/30/2021	GRAPHICS IMPRESSIONS	620211	10E000 1101 4100 00 000000	Washington Elementary Summer School Tee Shirts and Bags for Students and Faculty.	2,985.99
69568	07/30/2021	GRAPHICS IMPRESSIONS	620211	10E930 1250 4100 30 109000	Washington Elementary Summer School Tee Shirts and Bags for Students and Faculty.	1,065.01
					Totals for 69568	4,051.00
69569	07/30/2021	IASA	07212021	10E000 2321 6400 00 000000	K. Oates IASA & AASA Dues	2,098.53
					Totals for 69569	2,098.53
69570	07/30/2021	THE HOME DEPOT PRO	Multiple	20E000 2542 4100 00 000000	Maintenance Supplies	2,473.56
					Totals for 69570	2,473.56
69571	07/30/2021	UPS	E7X399241	10E000 2510 3400 00 000000	Shipping	33.33
					Totals for 69571	33.33
					Totals for checks	19,009.64

F U N D S U M M A R Y

FUND	DESCRIPTION	BALANCE SHEET	REVENUE	EXPENSE	TOTAL
10	EDUCATIONAL FUND	6,803.27	0.00	6,182.86	12,986.13
20	OPERATIONS & MAINTENANCE FUND	703.21	0.00	5,320.30	6,023.51
*** Fund Summary Totals ***		7,506.48	0.00	11,503.16	19,009.64

********** End of report **********

CHECK NUMBER	CHECK DATE	VENDOR	ACCOUNT NUMBER	INVOICE DESCRIPTION		AMOUNT
202100009	07/09/2021	ILLINOIS DEPT OF REV	10L000 4810 0000 00 00045	Payroll accrual		0.00
202100009	07/09/2021	ILLINOIS DEPT OF REV	10L000 4810 0000 00 00045	Payroll accrual		0.00
					Totals for 202100009	0.00
202100010	07/09/2021	INTERNAL REVENUE SER	10L000 4810 0000 00 00045	Payroll accrual		0.00
202100010	07/09/2021	INTERNAL REVENUE SER	10L000 4810 0000 00 00045	Payroll accrual		-23.49
202100010	07/09/2021	INTERNAL REVENUE SER	50L000 4710 0000 00 00000	Payroll accrual		-23.49
202100010	07/09/2021	INTERNAL REVENUE SER	10L000 4810 0000 00 00045	Payroll accrual		0.00
202100010	07/09/2021	INTERNAL REVENUE SER	10L000 4810 0000 00 00045	Payroll accrual		23.49
202100010	07/09/2021	INTERNAL REVENUE SER	50L000 4710 0000 00 00000	Payroll accrual		23.49
					Totals for 202100010	0.00
202100011	07/09/2021	TEACHER HEALTH INS S	10L000 4710 0000 00 00000	Payroll accrual		-27.95
					Totals for 202100011	-27.95
202100012	07/09/2021	TEACHERS RET0058	10L000 4710 0000 00 00000	Payroll accrual		-10.37
					Totals for 202100012	-10.37
202100013	07/09/2021	TEACHERS RETIREMENT	10L000 4710 0000 00 00000	Payroll accrual		-160.22
					Totals for 202100013	-160.22
202100014	07/09/2021	TEACHERS RETIREMT SY	10L000 4710 0000 00 00000	Payroll accrual		-183.54
					Totals for 202100014	-183.54
202100015	07/12/2021	TEACHER HEALTH INS S	10L000 4710 0000 00 00000	Payroll accrual		27.95
					Totals for 202100015	27.95
202100016	07/12/2021	TEACHERS RET0058	10L000 4710 0000 00 00000	Payroll accrual		10.37
					Totals for 202100016	10.37
202100017	07/12/2021	TEACHERS RETIREMENT	10L000 4710 0000 00 00000	Payroll accrual		160.22
					Totals for 202100017	160.22
202100018	07/12/2021	TEACHERS RETIREMT SY	10L000 4710 0000 00 00000	Payroll accrual		183.54
					Totals for 202100018	183.54
202100020	07/23/2021	COMMON REMITTER	10L000 4810 0000 00 00045	Payroll accrual		5,088.78
202100020	07/23/2021	COMMON REMITTER	10L000 4810 0000 00 00045	Payroll accrual		271.69
202100020	07/23/2021	COMMON REMITTER	10L000 4810 0000 00 00045	Payroll accrual		133.98
					Totals for 202100020	5,494.45
202100021	07/23/2021	ILLINOIS DEPT OF REV	10L000 4810 0000 00 00045	Payroll accrual		14,952.19
					Totals for 202100021	14,952.19
202100022	07/23/2021	ILLINOIS MUNICIPAL	10L000 4810 0000 00 00045	Payroll accrual		217.80
202100022	07/23/2021	ILLINOIS MUNICIPAL	10L000 4710 0000 00 00000	Payroll accrual		1,121.91
202100022	07/23/2021	ILLINOIS MUNICIPAL	51L000 4710 0000 00 00000	Payroll accrual		3,747.29
					Totals for 202100022	5,087.00
202100023	07/23/2021	INTERNAL REVENUE SER	10L000 4810 0000 00 00045	Payroll accrual		2,359.91
202100023	07/23/2021	INTERNAL REVENUE SER	10L000 4810 0000 00 00045	Payroll accrual		1,018.62
202100023	07/23/2021	INTERNAL REVENUE SER	10L000 4810 0000 00 00045	Payroll accrual		5,258.44
202100023	07/23/2021	INTERNAL REVENUE SER	50L000 4710 0000 00 00000	Payroll accrual		2,359.91
202100023	07/23/2021	INTERNAL REVENUE SER	50L000 4710 0000 00 00000	Payroll accrual		5,258.44
					Totals for 202100023	16,255.32
202100024	07/23/2021	TEACHER HEALTH INS S	10L000 4810 0000 00 00045	Payroll accrual		73.92
202100024	07/23/2021	TEACHER HEALTH INS S	10L000 4710 0000 00 00000	Payroll accrual		5,458.29
202100024	07/23/2021	TEACHER HEALTH INS S	10L000 4710 0000 00 00000	Payroll accrual		55.03
					Totals for 202100024	5,587.24
202100025	07/23/2021	TEACHERS RET0058	10L000 4710 0000 00 00000	Payroll accrual		2,025.40
202100025	07/23/2021	TEACHERS RET0058	10L000 4710 0000 00 00000	Payroll accrual		47.64
					Totals for 202100025	2,073.04
202100026	07/23/2021	TEACHERS RETIREMENT	10L000 4810 0000 00 00045	Payroll accrual		739.13
202100026	07/23/2021	TEACHERS RETIREMENT	10L000 4710 0000 00 00000	Payroll accrual		31,289.17
					Totals for 202100026	32,028.30
202100027	07/23/2021	TEACHERS RETIREMT SY	10L000 4710 0000 00 00000	Payroll accrual		35,461.19
202100027	07/23/2021	TEACHERS RETIREMT SY	10L000 4710 0000 00 00000	Payroll accrual		902.47
					Totals for 202100027	36,363.66
202100028	07/20/2021	HOME DEPOT CREDIT SE	20E000 2542 4100 00 00000	Maintenance Supplies		228.47

CHECK NUMBER	CHECK DATE	VENDOR	ACCOUNT NUMBER	INVOICE DESCRIPTION	AMOUNT
				Totals for 202100028	228.47
202100029	07/23/2021	ILLINOIS DEPT OF REV	10L000 4810 0000 00 00045	Payroll accrual	215.00
202100029	07/23/2021	ILLINOIS DEPT OF REV	20L000 4810 0000 00 00045	Payroll accrual	1.00
202100029	07/23/2021	ILLINOIS DEPT OF REV	10L000 4810 0000 00 00045	Payroll accrual	31,648.76
202100029	07/23/2021	ILLINOIS DEPT OF REV	20L000 4810 0000 00 00045	Payroll accrual	1,857.31
202100029	07/23/2021	ILLINOIS DEPT OF REV	40L000 4810 0000 00 00045	Payroll accrual	30.01
202100029	07/23/2021	ILLINOIS DEPT OF REV	10L000 4810 0000 00 00045	Payroll accrual	2,376.35
				Totals for 202100029	36,128.43
202100030	07/23/2021	ILLINOIS MUNICIPAL	10L000 4810 0000 00 00045	Payroll accrual	25.00
202100030	07/23/2021	ILLINOIS MUNICIPAL	20L000 4810 0000 00 00045	Payroll accrual	45.00
202100030	07/23/2021	ILLINOIS MUNICIPAL	10L000 4810 0000 00 00045	Payroll accrual	523.26
202100030	07/23/2021	ILLINOIS MUNICIPAL	20L000 4810 0000 00 00045	Payroll accrual	429.00
202100030	07/23/2021	ILLINOIS MUNICIPAL	10L000 4710 0000 00 00000	Payroll accrual	3,188.18
202100030	07/23/2021	ILLINOIS MUNICIPAL	20L000 4710 0000 00 00000	Payroll accrual	1,852.15
202100030	07/23/2021	ILLINOIS MUNICIPAL	40L000 4710 0000 00 00000	Payroll accrual	30.63
202100030	07/23/2021	ILLINOIS MUNICIPAL	51L000 4710 0000 00 00000	Payroll accrual	16,937.24
				Totals for 202100030	23,030.46
202100031	07/23/2021	INTERNAL REVENUE SER	10L000 4810 0000 00 00045	Payroll accrual	2,288.40
202100031	07/23/2021	INTERNAL REVENUE SER	20L000 4810 0000 00 00045	Payroll accrual	25.00
202100031	07/23/2021	INTERNAL REVENUE SER	10L000 4810 0000 00 00045	Payroll accrual	4,179.04
202100031	07/23/2021	INTERNAL REVENUE SER	20L000 4810 0000 00 00045	Payroll accrual	2,652.58
202100031	07/23/2021	INTERNAL REVENUE SER	40L000 4810 0000 00 00045	Payroll accrual	39.48
202100031	07/23/2021	INTERNAL REVENUE SER	10L000 4810 0000 00 00045	Payroll accrual	66,000.03
202100031	07/23/2021	INTERNAL REVENUE SER	20L000 4810 0000 00 00045	Payroll accrual	2,246.13
202100031	07/23/2021	INTERNAL REVENUE SER	40L000 4810 0000 00 00045	Payroll accrual	57.22
202100031	07/23/2021	INTERNAL REVENUE SER	10L000 4810 0000 00 00045	Payroll accrual	9,607.68
202100031	07/23/2021	INTERNAL REVENUE SER	20L000 4810 0000 00 00045	Payroll accrual	620.34
202100031	07/23/2021	INTERNAL REVENUE SER	40L000 4810 0000 00 00045	Payroll accrual	9.23
202100031	07/23/2021	INTERNAL REVENUE SER	50L000 4710 0000 00 00000	Payroll accrual	6,871.10
202100031	07/23/2021	INTERNAL REVENUE SER	50L000 4710 0000 00 00000	Payroll accrual	10,237.25
202100031	07/23/2021	INTERNAL REVENUE SER	10L000 4810 0000 00 00045	Payroll accrual	592.22
202100031	07/23/2021	INTERNAL REVENUE SER	10L000 4810 0000 00 00045	Payroll accrual	730.56
202100031	07/23/2021	INTERNAL REVENUE SER	50L000 4710 0000 00 00000	Payroll accrual	730.56
				Totals for 202100031	106,886.82
202100032	07/23/2021	TEACHER HEALTH INS S	10L000 4710 0000 00 00000	Payroll accrual	510.96
				Totals for 202100032	510.96
202100033	07/23/2021	TEACHERS RET0058	10L000 4710 0000 00 00000	Payroll accrual	189.60
				Totals for 202100033	189.60
202100034	07/23/2021	TEACHERS RETIREMENT	10L000 4710 0000 00 00000	Payroll accrual	2,929.05
				Totals for 202100034	2,929.05
202100035	07/23/2021	TEACHERS RETIREMT SY	10L000 4710 0000 00 00000	Payroll accrual	0.00
				Totals for 202100035	0.00
202100036	07/26/2021	CONSTELLATION NEW EN	20E000 2542 4650 00 00001	District-Gas	68.96
202100036	07/26/2021	CONSTELLATION NEW EN	20E303 2542 4650 00 00000	District-Gas	468.48
202100036	07/26/2021	CONSTELLATION NEW EN	20E204 2542 4650 00 00000	District-Gas	1,400.17
202100036	07/26/2021	CONSTELLATION NEW EN	20E107 2542 4650 00 00000	District-Gas	441.35
202100036	07/26/2021	CONSTELLATION NEW EN	20E108 2542 4650 00 00000	District-Gas	815.11
202100036	07/26/2021	CONSTELLATION NEW EN	20E109 2542 4650 00 00000	District-Gas	449.61
202100036	07/26/2021	CONSTELLATION NEW EN	20E110 2542 4650 00 00000	District-Gas	786.42
202100036	07/26/2021	CONSTELLATION NEW EN	20E000 2542 4660 00 00001	Electric-District	379.19
202100036	07/26/2021	CONSTELLATION NEW EN	20E107 2542 4660 00 00000	Electric-District	5,047.22
202100036	07/26/2021	CONSTELLATION NEW EN	20E108 2542 4660 00 00000	Electric-District	4,299.45
202100036	07/26/2021	CONSTELLATION NEW EN	20E109 2542 4660 00 00000	Electric-District	1,370.95
202100036	07/26/2021	CONSTELLATION NEW EN	20E110 2542 4660 00 00000	Electric-District	5,131.69
202100036	07/26/2021	CONSTELLATION NEW EN	20E204 2542 4660 00 00000	Electric-District	11,897.13
202100036	07/26/2021	CONSTELLATION NEW EN	20E303 2542 4660 00 00000	Electric-District	24,214.01

CHECK NUMBER	CHECK DATE	VENDOR	ACCOUNT NUMBER	INVOICE DESCRIPTION	AMOUNT
212200015	07/23/2021	MARION CUSD #2 HEALT	10L000 4810 0000 00 00045	Payroll accrual	398.64
212200015	07/23/2021	MARION CUSD #2 HEALT	10L000 4710 0000 00 00000	Payroll accrual	1,793.88
212200015	07/23/2021	MARION CUSD #2 HEALT	10L000 4810 0000 00 00045	Payroll accrual	5,162.08
212200015	07/23/2021	MARION CUSD #2 HEALT	20L000 4810 0000 00 00045	Payroll accrual	184.36
212200015	07/23/2021	MARION CUSD #2 HEALT	10L000 4810 0000 00 00045	Payroll accrual	3,463.04
212200015	07/23/2021	MARION CUSD #2 HEALT	20L000 4810 0000 00 00045	Payroll accrual	1,315.08
212200015	07/23/2021	MARION CUSD #2 HEALT	40L000 4810 0000 00 00045	Payroll accrual	43.84
212200015	07/23/2021	MARION CUSD #2 HEALT	10L000 4810 0000 00 00045	Payroll accrual	104.00
212200015	07/23/2021	MARION CUSD #2 HEALT	10L000 4810 0000 00 00045	Payroll accrual	16,993.60
212200015	07/23/2021	MARION CUSD #2 HEALT	20L000 4810 0000 00 00045	Payroll accrual	784.32
212200015	07/23/2021	MARION CUSD #2 HEALT	10L000 4810 0000 00 00045	Payroll accrual	7,275.18
212200015	07/23/2021	MARION CUSD #2 HEALT	20L000 4810 0000 00 00045	Payroll accrual	1,096.26
212200015	07/23/2021	MARION CUSD #2 HEALT	10L000 4710 0000 00 00000	Payroll accrual	15,485.96
212200015	07/23/2021	MARION CUSD #2 HEALT	20L000 4710 0000 00 00000	Payroll accrual	553.07
212200015	07/23/2021	MARION CUSD #2 HEALT	10L000 4710 0000 00 00000	Payroll accrual	10,389.13
212200015	07/23/2021	MARION CUSD #2 HEALT	20L000 4710 0000 00 00000	Payroll accrual	3,945.24
212200015	07/23/2021	MARION CUSD #2 HEALT	40L000 4710 0000 00 00000	Payroll accrual	131.51
212200015	07/23/2021	MARION CUSD #2 HEALT	10L000 4710 0000 00 00000	Payroll accrual	615.60
212200015	07/23/2021	MARION CUSD #2 HEALT	10L000 4710 0000 00 00000	Payroll accrual	50,980.15
212200015	07/23/2021	MARION CUSD #2 HEALT	20L000 4710 0000 00 00000	Payroll accrual	2,352.93
212200015	07/23/2021	MARION CUSD #2 HEALT	10L000 4710 0000 00 00000	Payroll accrual	21,825.54
212200015	07/23/2021	MARION CUSD #2 HEALT	20L000 4710 0000 00 00000	Payroll accrual	3,288.78
				Totals for 212200015	148,182.19
				Totals for checks	148,182.19

F U N D S U M M A R Y

FUND	DESCRIPTION	BALANCE SHEET	REVENUE	EXPENSE	TOTAL
10	EDUCATIONAL FUND	134,486.80	0.00	0.00	134,486.80
20	OPERATIONS & MAINTENANCE FUND	13,520.04	0.00	0.00	13,520.04
40	TRANSPORTATION FUND	175.35	0.00	0.00	175.35
*** Fund Summary Totals ***		148,182.19	0.00	0.00	148,182.19

********** End of report **********

CHECK NUMBER	CHECK DATE	VENDOR	ACCOUNT NUMBER	INVOICE DESCRIPTION	AMOUNT
202100040	08/10/2021	COMMON REMITTER	10L000 4810 0000 00 00045	Payroll accrual	5,088.78
202100040	08/10/2021	COMMON REMITTER	10L000 4810 0000 00 00045	Payroll accrual	133.98
				Totals for 202100040	5,222.76
202100041	08/10/2021	ILLINOIS DEPT OF REV	10L000 4810 0000 00 00045	Payroll accrual	32,917.90
202100041	08/10/2021	ILLINOIS DEPT OF REV	20L000 4810 0000 00 00045	Payroll accrual	2,456.52
202100041	08/10/2021	ILLINOIS DEPT OF REV	40L000 4810 0000 00 00045	Payroll accrual	45.18
202100041	08/10/2021	ILLINOIS DEPT OF REV	10L000 4810 0000 00 00045	Payroll accrual	220.00
202100041	08/10/2021	ILLINOIS DEPT OF REV	20L000 4810 0000 00 00045	Payroll accrual	1.00
				Totals for 202100041	35,640.60
202100042	08/10/2021	ILLINOIS MUNICIPAL	10L000 4810 0000 00 00045	Payroll accrual	718.72
202100042	08/10/2021	ILLINOIS MUNICIPAL	20L000 4810 0000 00 00045	Payroll accrual	545.32
202100042	08/10/2021	ILLINOIS MUNICIPAL	10L000 4810 0000 00 00045	Payroll accrual	25.00
202100042	08/10/2021	ILLINOIS MUNICIPAL	20L000 4810 0000 00 00045	Payroll accrual	45.00
202100042	08/10/2021	ILLINOIS MUNICIPAL	10L000 4710 0000 00 00000	Payroll accrual	3,818.72
202100042	08/10/2021	ILLINOIS MUNICIPAL	20L000 4710 0000 00 00000	Payroll accrual	2,418.60
202100042	08/10/2021	ILLINOIS MUNICIPAL	40L000 4710 0000 00 00000	Payroll accrual	44.76
202100042	08/10/2021	ILLINOIS MUNICIPAL	51L000 4710 0000 00 00000	Payroll accrual	20,982.30
				Totals for 202100042	28,598.42
202100043	08/10/2021	INTERNAL REVENUE SER	10L000 4810 0000 00 00045	Payroll accrual	5,073.90
202100043	08/10/2021	INTERNAL REVENUE SER	20L000 4810 0000 00 00045	Payroll accrual	3,439.06
202100043	08/10/2021	INTERNAL REVENUE SER	40L000 4810 0000 00 00045	Payroll accrual	59.37
202100043	08/10/2021	INTERNAL REVENUE SER	10L000 4810 0000 00 00045	Payroll accrual	70,324.64
202100043	08/10/2021	INTERNAL REVENUE SER	20L000 4810 0000 00 00045	Payroll accrual	3,563.06
202100043	08/10/2021	INTERNAL REVENUE SER	40L000 4810 0000 00 00045	Payroll accrual	128.80
202100043	08/10/2021	INTERNAL REVENUE SER	10L000 4810 0000 00 00045	Payroll accrual	9,979.99
202100043	08/10/2021	INTERNAL REVENUE SER	20L000 4810 0000 00 00045	Payroll accrual	804.28
202100043	08/10/2021	INTERNAL REVENUE SER	40L000 4810 0000 00 00045	Payroll accrual	13.89
202100043	08/10/2021	INTERNAL REVENUE SER	10L000 4810 0000 00 00045	Payroll accrual	2,313.40
202100043	08/10/2021	INTERNAL REVENUE SER	20L000 4810 0000 00 00045	Payroll accrual	25.00
202100043	08/10/2021	INTERNAL REVENUE SER	50L000 4710 0000 00 00000	Payroll accrual	8,572.33
202100043	08/10/2021	INTERNAL REVENUE SER	50L000 4710 0000 00 00000	Payroll accrual	10,798.16
				Totals for 202100043	115,095.88
202100044	08/10/2021	TEACHER HEALTH INS S	10L000 4710 0000 00 00000	Payroll accrual	1,114.80
				Totals for 202100044	1,114.80
202100045	08/10/2021	TEACHERS RET0058	10L000 4710 0000 00 00000	Payroll accrual	413.68
				Totals for 202100045	413.68
202100046	08/10/2021	TEACHERS RETIREMENT	10L000 4710 0000 00 00000	Payroll accrual	6,390.53
				Totals for 202100046	6,390.53
202100047	08/10/2021	TEACHERS RETIREMT SY	10L000 4710 0000 00 00000	Payroll accrual	0.00
				Totals for 202100047	0.00
202100048	08/10/2021	ILLINOIS DEPT OF REV	10L000 4810 0000 00 00045	Payroll accrual	309.60
				Totals for 202100048	309.60
202100049	08/10/2021	INTERNAL REVENUE SER	10L000 4810 0000 00 00045	Payroll accrual	0.00
202100049	08/10/2021	INTERNAL REVENUE SER	10L000 4810 0000 00 00045	Payroll accrual	114.97
202100049	08/10/2021	INTERNAL REVENUE SER	50L000 4710 0000 00 00000	Payroll accrual	114.97
				Totals for 202100049	229.94
202100050	08/10/2021	TEACHER HEALTH INS S	10L000 4710 0000 00 00000	Payroll accrual	136.89
				Totals for 202100050	136.89
202100051	08/10/2021	TEACHERS RET0058	10L000 4710 0000 00 00000	Payroll accrual	50.67
				Totals for 202100051	50.67
202100052	08/10/2021	TEACHERS RETIREMENT	10L000 4710 0000 00 00000	Payroll accrual	783.98
				Totals for 202100052	783.98
202100053	08/10/2021	TEACHERS RETIREMT SY	10L000 4710 0000 00 00000	Payroll accrual	813.95
				Totals for 202100053	813.95
202100054	08/17/2021	US BANK EQUIPMENT FI	10E105 1101 3600 00 00000	Copier Lease	193.48
202100054	08/17/2021	US BANK EQUIPMENT FI	21E000 2542 3250 00 00000	Copier Lease	4,400.00

CHECK NUMBER	CHECK DATE	VENDOR	ACCOUNT NUMBER	INVOICE DESCRIPTION	AMOUNT
202100054	08/17/2021	US BANK EQUIPMENT FI	10E107 1101 3600 00 00000	Copier Lease	308.44
202100054	08/17/2021	US BANK EQUIPMENT FI	10E108 1101 3600 00 00000	Copier Lease	366.63
202100054	08/17/2021	US BANK EQUIPMENT FI	10E109 1101 3600 00 00000	Copier Lease	194.18
202100054	08/17/2021	US BANK EQUIPMENT FI	10E110 1101 3600 00 00000	Copier Lease	382.05
202100054	08/17/2021	US BANK EQUIPMENT FI	10E204 1102 3600 00 00000	Copier Lease	579.74
202100054	08/17/2021	US BANK EQUIPMENT FI	10E303 1103 3600 00 00000	Copier Lease	778.82
				Totals for 202100054	7,203.34
202100055	08/17/2021	CONSTELLATION NEW EN	20E000 2542 4650 00 00001	District Gas	47.38
202100055	08/17/2021	CONSTELLATION NEW EN	20E107 2542 4650 00 00000	District Gas	470.80
202100055	08/17/2021	CONSTELLATION NEW EN	20E108 2542 4650 00 00000	District Gas	697.08
202100055	08/17/2021	CONSTELLATION NEW EN	20E108 2542 4650 00 00000	District Gas	438.79
202100055	08/17/2021	CONSTELLATION NEW EN	20E110 2542 4650 00 00000	District Gas	702.98
202100055	08/17/2021	CONSTELLATION NEW EN	20E204 2542 4650 00 00000	District Gas	930.33
202100055	08/17/2021	CONSTELLATION NEW EN	20E303 2542 4650 00 00000	District Gas	465.50
				Totals for 202100055	3,752.86
202100056	08/17/2021	SOUTHEASTERN ILLINOI	20E000 2542 4660 00 00001	Adams/MHS Complex Electric	355.21
202100056	08/17/2021	SOUTHEASTERN ILLINOI	20E105 2542 4660 00 00000	Adams/MHS Complex Electric	5,799.49
				Totals for 202100056	6,154.70
				Totals for checks	211,912.60

F U N D S U M M A R Y

FUND	DESCRIPTION	BALANCE SHEET	REVENUE	EXPENSE	TOTAL
10	EDUCATIONAL FUND	140,744.10	0.00	2,803.34	143,547.44
20	OPERATIONS & MAINTENANCE FUND	13,297.84	0.00	9,907.56	23,205.40
21	O&M LEASE	0.00	0.00	4,400.00	4,400.00
40	TRANSPORTATION FUND	292.00	0.00	0.00	292.00
50	SOCIAL SECURITY/MEDICARE	19,485.46	0.00	0.00	19,485.46
51	ILLINOIS MUNICIPAL RETIREMENT	20,982.30	0.00	0.00	20,982.30
*** Fund Summary Totals ***		194,801.70	0.00	17,110.90	211,912.60

********** End of report **********

CHECK NUMBER	CHECK DATE	VENDOR	INVOICE NUMBER	ACCOUNT NUMBER	INVOICE DESCRIPTION	AMOUNT
69556	07/23/2021	AFLAC	20210723AD	10L000 4810 0000 00 000456	Payroll accrual	178.68
69556	07/23/2021	AFLAC	20210723AD	20L000 4810 0000 00 000456	Payroll accrual	9.70
69556	07/23/2021	AFLAC	20210723AD	10L000 4810 0000 00 000456	Payroll accrual	325.37
					Totals for 69556	513.75
69557	07/23/2021	COLONIAL LIFE &ACC I	20210723AD	10L000 4810 0000 00 000456	Dental Insurance	710.79
					Totals for 69557	710.79
69558	07/23/2021	CONNECTICUT-CCSPC	20210723AD	20L000 4810 0000 00 000462	Payroll accrual	108.63
					Totals for 69558	108.63
69559	07/23/2021	ILL STATE DISB UNIT	20210723AD	10L000 4810 0000 00 000462	Payroll accrual	200.00
69559	07/23/2021	ILL STATE DISB UNIT	20210723AD	10L000 4810 0000 00 000462	Payroll accrual	651.00
					Totals for 69559	851.00
69560	07/23/2021	KIDS FOUNDATION	20210723AD	10L000 4810 0000 00 000464	Payroll accrual	74.25
					Totals for 69560	74.25
69561	07/23/2021	LABORERS' LOCAL 773	20210723AD	20L000 4810 0000 00 000459	Payroll accrual	460.00
					Totals for 69561	460.00
69562	07/23/2021	LOCAL 773	20210723AD	10L000 4810 0000 00 000459	Payroll accrual	249.50
					Totals for 69562	249.50
69563	07/23/2021	MARION UNIT 2 FOUNDA	20210723AD	10L000 4810 0000 00 000461	Payroll accrual	122.00
					Totals for 69563	122.00
69564	07/23/2021	NIKKI TRAVELSTEAD201	20210723AD	10L000 4810 0000 00 000462	Payroll accrual	250.00
					Totals for 69564	250.00
69565	07/23/2021	SIU CREDIT UNION	20210723AD	10L000 4810 0000 00 000459	Payroll accrual	1,100.00
					Totals for 69565	1,100.00
69566	07/23/2021	THE GUARDIAN-APPLETO	20210723AD	10L000 4810 0000 00 000456	Dental insurance	2,941.68
69566	07/23/2021	THE GUARDIAN-APPLETO	20210723AD	20L000 4810 0000 00 000456	Dental insurance	124.88
					Totals for 69566	3,066.56
69567	07/30/2021	AMEREN ILLINOIS	08/02/2021	20E000 2542 4650 00 000011	District Gas	66.42
69567	07/30/2021	AMEREN ILLINOIS	08/02/2021	20E303 2542 4650 00 000000	District Gas	340.05
69567	07/30/2021	AMEREN ILLINOIS	08/02/2021	20E204 2542 4650 00 000000	District Gas	751.38
69567	07/30/2021	AMEREN ILLINOIS	08/02/2021	20E107 2542 4650 00 000000	District Gas	417.29
69567	07/30/2021	AMEREN ILLINOIS	08/02/2021	20E108 2542 4650 00 000000	District Gas	504.12
69567	07/30/2021	AMEREN ILLINOIS	08/02/2021	20E109 2542 4650 00 000000	District Gas	309.55
69567	07/30/2021	AMEREN ILLINOIS	08/02/2021	20E110 2542 4650 00 000000	District Gas	457.93
					Totals for 69567	2,846.74
69568	07/30/2021	GRAPHICS IMPRESSIONS	620211	10E000 1101 4100 00 000000	Washington Elementary Summer School Tee Shirts and Bags for Students and Faculty.	2,985.99
69568	07/30/2021	GRAPHICS IMPRESSIONS	620211	10E930 1250 4100 30 109000	Washington Elementary Summer School Tee Shirts and Bags for Students and Faculty.	1,065.01
					Totals for 69568	4,051.00
69569	07/30/2021	IASA	07212021	10E000 2321 6400 00 000000	K. Oates IASA & AASA Dues	2,098.53
					Totals for 69569	2,098.53
69570	07/30/2021	THE HOME DEPOT PRO	Multiple	20E000 2542 4100 00 000000	Maintenance Supplies	2,473.56
					Totals for 69570	2,473.56
69571	07/30/2021	UPS	E7X399241	10E000 2510 3400 00 000000	Shipping	33.33
					Totals for 69571	33.33
					Totals for checks	19,009.64

F U N D S U M M A R Y

FUND	DESCRIPTION	BALANCE SHEET	REVENUE	EXPENSE	TOTAL
10	EDUCATIONAL FUND	6,803.27	0.00	6,182.86	12,986.13
20	OPERATIONS & MAINTENANCE FUND	703.21	0.00	5,320.30	6,023.51
*** Fund Summary Totals ***		7,506.48	0.00	11,503.16	19,009.64

********** End of report **********

CHECK NUMBER	CHECK DATE	VENDOR	INVOICE NUMBER	ACCOUNT NUMBER	INVOICE DESCRIPTION	AMOUNT
69572	08/10/2021	AFLAC	20210810AD	10L000 4810 0000 00 000456	Payroll accrual	165.81
69572	08/10/2021	AFLAC	20210810AD	20L000 4810 0000 00 000456	Payroll accrual	9.70
69572	08/10/2021	AFLAC	20210810AD	10L000 4810 0000 00 000456	Payroll accrual	293.09
					Totals for 69572	468.60
69573	08/10/2021	COLONIAL LIFE &ACC I	20210810AD	10L000 4810 0000 00 000456	Dental Insurance	710.79
					Totals for 69573	710.79
69574	08/10/2021	CONNECTICUT-CCSPC	20210810AD	20L000 4810 0000 00 000462	Payroll accrual	108.63
					Totals for 69574	108.63
69575	08/10/2021	ILL STATE DISB UNIT	20210810AD	10L000 4810 0000 00 000462	Payroll accrual	200.00
69575	08/10/2021	ILL STATE DISB UNIT	20210810AD	10L000 4810 0000 00 000462	Payroll accrual	651.00
					Totals for 69575	851.00
69576	08/10/2021	KIDS FOUNDATION	20210810AD	10L000 4810 0000 00 000464	Payroll accrual	74.25
					Totals for 69576	74.25
69577	08/10/2021	LABORERS' LOCAL 773	20210810AD	20L000 4810 0000 00 000459	Payroll accrual	512.50
					Totals for 69577	512.50
69578	08/10/2021	LOCAL 773	20210810AD	10L000 4810 0000 00 000459	Payroll accrual	249.50
					Totals for 69578	249.50
69579	08/10/2021	MARION UNIT 2 FOUNDA	20210810AD	10L000 4810 0000 00 000461	Payroll accrual	122.00
					Totals for 69579	122.00
69580	08/10/2021	NIKKI TRAVELSTEAD201	20210810AD	10L000 4810 0000 00 000462	Payroll accrual	250.00
					Totals for 69580	250.00
69581	08/10/2021	SIU CREDIT UNION	20210810AD	10L000 4810 0000 00 000459	Payroll accrual	1,100.00
					Totals for 69581	1,100.00
69582	08/10/2021	THE GUARDIAN-APPLETO	20210810AD	10L000 4810 0000 00 000456	Dental insurance	2,816.19
69582	08/10/2021	THE GUARDIAN-APPLETO	20210810AD	20L000 4810 0000 00 000456	Dental insurance	124.88
					Totals for 69582	2,941.07
69583	08/05/2021	CITY OF MARION WATER	07232021	20E000 2542 3700 00 000011	District Water	-33.20
69583	08/05/2021	CITY OF MARION WATER	07232021	20E000 2542 3700 00 000013	District Water	-303.39
69583	08/05/2021	CITY OF MARION WATER	07232021	20E303 2542 3700 00 000000	District Water	-453.18
69583	08/05/2021	CITY OF MARION WATER	07232021	20E204 2542 3700 00 000000	District Water	-359.65
69583	08/05/2021	CITY OF MARION WATER	07232021	20E107 2542 3700 00 000000	District Water	-97.14
69583	08/05/2021	CITY OF MARION WATER	07232021	20E108 2542 3700 00 000000	District Water	-54.04
69583	08/05/2021	CITY OF MARION WATER	07232021	20E109 2542 3700 00 000000	District Water	-42.71
69583	08/05/2021	CITY OF MARION WATER	07232021	20E110 2542 3700 00 000000	District Water	-558.71
69583	08/06/2021	CITY OF MARION WATER	07232021	20E000 2542 3700 00 000011	District Water	33.20
69583	08/06/2021	CITY OF MARION WATER	07232021	20E000 2542 3700 00 000013	District Water	303.39
69583	08/06/2021	CITY OF MARION WATER	07232021	20E303 2542 3700 00 000000	District Water	453.18
69583	08/06/2021	CITY OF MARION WATER	07232021	20E204 2542 3700 00 000000	District Water	359.65
69583	08/06/2021	CITY OF MARION WATER	07232021	20E107 2542 3700 00 000000	District Water	97.14
69583	08/06/2021	CITY OF MARION WATER	07232021	20E108 2542 3700 00 000000	District Water	54.04
69583	08/06/2021	CITY OF MARION WATER	07232021	20E109 2542 3700 00 000000	District Water	42.71
69583	08/06/2021	CITY OF MARION WATER	07232021	20E110 2542 3700 00 000000	District Water	558.71
					Totals for 69583	0.00
69584	08/05/2021	IASA	84-BB-7-8-	10E000 2210 3320 00 000000	IASA Budget Basics Workshop	-95.00
69584	08/05/2021	IASA	84-BB-7-8-	10E000 2210 3320 00 000000	IASA Budget Basics Workshop	-95.00
69584	08/06/2021	IASA	84-BB-7-8-	10E000 2210 3320 00 000000	IASA Budget Basics Workshop	95.00
					Totals for 69584	-95.00
69585	08/05/2021	IASA-SHAWNEE DIVISIO	July 26	10E000 2321 6400 00 000000	IASA Membership Meeting	-100.00
69585	08/06/2021	IASA-SHAWNEE DIVISIO	July 26	10E000 2321 6400 00 000000	IASA Membership Meeting	100.00
					Totals for 69585	0.00
69586	08/05/2021	LAKE OF EGYPT WATER	August	20E105 2542 3700 00 000000	Adams Water	-289.40
69586	08/06/2021	LAKE OF EGYPT WATER	August	20E105 2542 3700 00 000000	Adams Water	289.40
					Totals for 69586	0.00
69587	08/06/2021	CITY OF MARION WATER	07232021	20E000 2542 3700 00 000011	District Water	33.20
69587	08/06/2021	CITY OF MARION WATER	07232021	20E000 2542 3700 00 000013	District Water	303.39
69587	08/06/2021	CITY OF MARION WATER	07232021	20E303 2542 3700 00 000000	District Water	453.18

CHECK NUMBER	CHECK DATE	VENDOR	INVOICE NUMBER	ACCOUNT NUMBER	INVOICE DESCRIPTION	AMOUNT
69587	08/06/2021	CITY OF MARION WATER	07232021	20E204 2542 3700 00 000000	District Water	359.65
69587	08/06/2021	CITY OF MARION WATER	07232021	20E107 2542 3700 00 000000	District Water	97.14
69587	08/06/2021	CITY OF MARION WATER	07232021	20E108 2542 3700 00 000000	District Water	54.04
69587	08/06/2021	CITY OF MARION WATER	07232021	20E109 2542 3700 00 000000	District Water	42.71
69587	08/06/2021	CITY OF MARION WATER	07232021	20E110 2542 3700 00 000000	District Water	558.71
					Totals for 69587	1,902.02
69588	08/06/2021	IASA-SHAWNEE DIVISIO	July 26	10E000 2321 6400 00 000000	IASA Membership Meeting	100.00
					Totals for 69588	100.00
69589	08/06/2021	LAKE OF EGYPT WATER	August	20E105 2542 3700 00 000000	Adams Water	289.40
					Totals for 69589	289.40
69590	08/06/2021	IASA	84-BB-7-8-	10E000 2210 3320 00 000000	IASA Budget Basics Workshop	95.00
					Totals for 69590	95.00
69591	08/11/2021	MARION SELF STORAGE	081121	20E000 2542 3190 00 000000	Storage	3,912.10
					Totals for 69591	3,912.10
69592	08/11/2021	U-STORE	8760	20E000 2542 3190 00 000000	Climate Control Units 40 & 41	2,500.00
					Totals for 69592	2,500.00
69593	08/17/2021	A & W PLUMBING AND H	App 5REV1	90E000 2535 5230 00 020018	HVAC, Roof Lincoln	612,135.42
					Totals for 69593	612,135.42
69594	08/17/2021	ACE HARDWARE	Statement	20E000 2542 4100 00 000000	MAINT SUPPLIES	1,073.11
					Totals for 69594	1,073.11
69595	08/17/2021	AIRGAS USA, LLC	9980858791	10E000 1400 3190 20 000000	CYLINDER RENTAL	549.40
					Totals for 69595	549.40
69596	08/17/2021	AMPLIFY	107077	10E930 1250 4100 30 105000	Consumable Grade 3-5 Investigation Notebooks	1,000.00
69596	08/17/2021	AMPLIFY	107077	10E930 1250 4100 30 107000	Consumable Grade 3-5 Investigation Notebooks	2,000.00
69596	08/17/2021	AMPLIFY	107077	10E930 1250 4100 30 108000	Consumable Grade 3-5 Investigation Notebooks	3,000.00
69596	08/17/2021	AMPLIFY	107077	10E930 1250 4100 30 109000	Consumable Grade 3-5 Investigation Notebooks	2,000.00
69596	08/17/2021	AMPLIFY	107077	10E930 1250 4100 30 110000	Consumable Grade 3-5 Investigation Notebooks	4,140.80
					Totals for 69596	12,140.80
69597	08/17/2021	ARAMARK	Statement	20E303 2542 3220 00 000000	Mops/Rugs	341.80
					Totals for 69597	341.80
69598	08/17/2021	ASC DIRECT INC	030220-.0	10E303 1103 3190 00 000000	ReLanpro Gold Care Package	3,030.00
					Totals for 69598	3,030.00
69599	08/17/2021	BAYSINGER ARCHITECTS	Multiple I	60E000 2533 5230 00 020084	Invoice 20084-6 20080-3 21053-2 20018-6 19095-5 19069-4	14,539.32
69599	08/17/2021	BAYSINGER ARCHITECTS	Multiple I	60E000 2533 5230 03 020080	Invoice 20084-6 20080-3 21053-2 20018-6 19095-5 19069-4	1,172.57
69599	08/17/2021	BAYSINGER ARCHITECTS	Multiple I	60E110 2533 5230 00 021053	Invoice 20084-6 20080-3 21053-2 20018-6 19095-5 19069-4	656.15
69599	08/17/2021	BAYSINGER ARCHITECTS	Multiple I	90E108 2533 5230 00 000000	Invoice 20084-6 20080-3 21053-2 20018-6 19095-5 19069-4	29,103.43
69599	08/17/2021	BAYSINGER ARCHITECTS	Multiple I	90E000 2533 5230 00 019095	Invoice 20084-6 20080-3 21053-2 20018-6 19095-5 19069-4	1,200.57
69599	08/17/2021	BAYSINGER ARCHITECTS	Multiple I	20E000 2533 5230 03 000000	Invoice 20084-6 20080-3 21053-2 20018-6 19095-5 19069-4	3,725.00
					Totals for 69599	50,397.04

CHECK NUMBER	CHECK DATE	VENDOR	INVOICE NUMBER	ACCOUNT NUMBER	INVOICE DESCRIPTION	AMOUNT
69600	08/17/2021	BIMBO BAKERIES USA	39535-3956	10E000 2560 4100 84 000000	food	1,547.26
69600	08/17/2021	BIMBO BAKERIES USA	39672	10E110 2560 4100 84 000000	WASHINGTO SCHOOL SUPPLIES	162.64
					Totals for 69600	1,709.90
69601	08/17/2021	BOB STOTLAR BUILDING	Statement	20E000 2542 4100 00 000000	MAINT SUPPLIES	397.55
					Totals for 69601	397.55
69602	08/17/2021	BRUCE ELECTRIC CO	2793	20E000 2543 3190 00 000000	MHS Amphitheatre	565.95
					Totals for 69602	565.95
69603	08/17/2021	BSN SPORTS INC	913057804	10E000 1500 4100 32 000000	GIRLS CROSS COUNTRY EQUIPMENT	240.00
69603	08/17/2021	BSN SPORTS INC	913057804	10E000 1500 4100 32 000000	GIRLS CROSS COUNTRY EQUIPMENT	10.00
69603	08/17/2021	BSN SPORTS INC	9130757803	10E000 1500 4100 04 000000	BOYS SOCCER EQUIPMENT	550.00
69603	08/17/2021	BSN SPORTS INC	9130757803	10E000 1500 5400 04 000000	BOYS SOCCER EQUIPMENT	0.00
69603	08/17/2021	BSN SPORTS INC	9130757803	10E000 1500 4100 04 000000	BOYS SOCCER EQUIPMENT	432.00
69603	08/17/2021	BSN SPORTS INC	9130757803	10E000 1500 4100 04 000000	BOYS SOCCER EQUIPMENT	30.00
69603	08/17/2021	BSN SPORTS INC	913074406	10E000 1500 4100 11 000000	VOLLEYBALL EQUIPMENT	39.80
69603	08/17/2021	BSN SPORTS INC	913074406	10E000 1500 4100 11 000000	VOLLEYBALL EQUIPMENT	5.00
69603	08/17/2021	BSN SPORTS INC	913074465	10E000 1500 4100 01 000000	FOOTBALL EQUIPMENT	599.85
69603	08/17/2021	BSN SPORTS INC	913074465	10E000 1500 4100 01 000000	FOOTBALL EQUIPMENT	399.90
69603	08/17/2021	BSN SPORTS INC	913074465	10E000 1500 4100 01 000000	FOOTBALL EQUIPMENT	199.95
69603	08/17/2021	BSN SPORTS INC	913074465	10E000 1500 4100 01 000000	FOOTBALL EQUIPMENT	299.70
69603	08/17/2021	BSN SPORTS INC	913074465	10E000 1500 4100 01 000000	FOOTBALL EQUIPMENT	299.70
69603	08/17/2021	BSN SPORTS INC	913074465	10E000 1500 4100 01 000000	FOOTBALL EQUIPMENT	50.02
69603	08/17/2021	BSN SPORTS INC	913135821	10E000 1500 4100 31 000000	GIRLS BASKETBALL PANTS	520.00
69603	08/17/2021	BSN SPORTS INC	913135821	10E000 1500 4100 31 000000	GIRLS BASKETBALL PANTS	280.00
69603	08/17/2021	BSN SPORTS INC	913135821	10E000 1500 4100 31 000000	GIRLS BASKETBALL PANTS	200.00
69603	08/17/2021	BSN SPORTS INC	913135821	10E000 1500 4100 31 000000	GIRLS BASKETBALL PANTS	80.00
69603	08/17/2021	BSN SPORTS INC	913135821	10E000 1500 4100 31 000000	GIRLS BASKETBALL PANTS	20.00
69603	08/17/2021	BSN SPORTS INC	913074439	10E000 1500 4100 35 000000	GIRLS TENNIS EQUIPMENT	111.00
69603	08/17/2021	BSN SPORTS INC	913074439	10E000 1500 4100 35 000000	GIRLS TENNIS EQUIPMENT	723.60
69603	08/17/2021	BSN SPORTS INC	913074439	10E000 1500 4100 35 000000	GIRLS TENNIS EQUIPMENT	39.97
69603	08/17/2021	BSN SPORTS INC	913074422	10E000 1500 5400 11 000000	VOLLEYBALL SCOREBOARD	597.00
69603	08/17/2021	BSN SPORTS INC	913074422	10E000 1500 5400 11 000000	VOLLEYBALL SCOREBOARD	30.00
					Totals for 69603	5,757.49
69604	08/17/2021	BURNHAM, JOHN	070421	10R000 1811 0000 00 000001	Refund of school fees/chromebook insurance	33.00
69604	08/17/2021	BURNHAM, JOHN	070421	10R000 1999 0000 00 000005	Refund of school fees/chromebook insurance	25.00
					Totals for 69604	58.00
69605	08/17/2021	BYASSEE KEYBOARD CO	3975	10E303 1103 4130 00 000000	Tuning piano in the choir room	125.00
					Totals for 69605	125.00
69606	08/17/2021	BYTESPEED, LLC	149875	10E000 2225 3190 00 000000	Ruckus Cloud Wireless Service. District Office, Jr. High, Adams, Lincoln, Washington, Jefferson and Longfellow - E-Rate purchase.	23,275.00
					Totals for 69606	23,275.00
69607	08/17/2021	CAROLINA BIOLOGICAL	51436116RI	10E303 1103 4100 00 000004	AG GRANT - Additional allocation purchase - 1x Venus Fly Trap Tissue Culture Kit	143.50
					Totals for 69607	143.50
69608	08/17/2021	CITY OF MARION	June/July	10E000 4190 3190 00 000004	School Safety Officer Reimbursement	14,056.50
					Totals for 69608	14,056.50
69609	08/17/2021	CLARIDA ENGINEERING	19909	20E000 2542 3190 00 000000	20039 Fosse/Marion Unit 2 Drainage	187.50

CHECK NUMBER	CHECK DATE	VENDOR	INVOICE NUMBER	ACCOUNT NUMBER	INVOICE DESCRIPTION	AMOUNT
					Totals for 69609	187.50
69610	08/17/2021	CRESCENT PARTS & EQU	Statement	20E000 2542 4100 00 000000	MAINT SUPPLIES	3,773.68
					Totals for 69610	3,773.68
69611	08/17/2021	DAKTRONICS	6938613	10E000 1500 4100 00 000000	DAKTRONICS - REPAIR OF EQUIPMENT - PLAY CLOCK	425.00
69611	08/17/2021	DAKTRONICS	6938613	10E000 1500 4100 00 000000	DAKTRONICS - REPAIR OF EQUIPMENT - PLAY CLOCK	25.00
					Totals for 69611	450.00
69612	08/17/2021	DUDE SOLUTIONS,INC	94190	20E000 2542 3190 00 000000	Maintenance Software	9,641.81
					Totals for 69612	9,641.81
69613	08/17/2021	DYNAMIC CONTROLS, IN	34523	20E000 2542 3190 00 000000	PROGRAM REMOTE	128.00
69613	08/17/2021	DYNAMIC CONTROLS, IN	34527	20E000 2542 3190 00 000000	REPAIRS	554.26
					Totals for 69613	682.26
69614	08/17/2021	EARTH NETWORKS, INC	WBB0045246	10E000 2225 3190 00 000000	Lightning Alert System Annual Renewal	1,575.00
					Totals for 69614	1,575.00
69615	08/17/2021	EASTBAY, INC.	1374585	10E000 1500 4100 40 000000	JUNIOR HIGH GIRLS BASKETBALL UNIFORMS	40.00
69615	08/17/2021	EASTBAY, INC.	1374585	10E000 1500 4100 40 000000	JUNIOR HIGH GIRLS BASKETBALL UNIFORMS	60.00
69615	08/17/2021	EASTBAY, INC.	1374585	10E000 1500 4100 40 000000	JUNIOR HIGH GIRLS BASKETBALL UNIFORMS	30.00
69615	08/17/2021	EASTBAY, INC.	1374585	10E000 1500 4100 40 000000	JUNIOR HIGH GIRLS BASKETBALL UNIFORMS	20.00
69615	08/17/2021	EASTBAY, INC.	1374585	10E000 1500 4100 40 000000	JUNIOR HIGH GIRLS BASKETBALL UNIFORMS	180.00
69615	08/17/2021	EASTBAY, INC.	1374585	10E000 1500 4100 40 000000	JUNIOR HIGH GIRLS BASKETBALL UNIFORMS	20.00
69615	08/17/2021	EASTBAY, INC.	1419089	10E000 1500 4100 11 000000	VOLLEYBALL EQUIPMENT	90.00
69615	08/17/2021	EASTBAY, INC.	1419089	10E000 1500 4100 11 000000	VOLLEYBALL EQUIPMENT	20.00
69615	08/17/2021	EASTBAY, INC.	1429534	10E000 2510 4100 00 000000	Shirts for retirees	360.00
					Totals for 69615	820.00
69616	08/17/2021	EDMENTUM	INV159425	10E960 1250 3190 30 000000	EdOptions Academy - 100% Remote Student Learning for ELEMENTARY & JUNIOR HIGH SCHOOL students	47,000.00
					Totals for 69616	47,000.00
69617	08/17/2021	FB MCAFOOS & CO	CX02308	20E000 2542 4100 00 000000	MAINT SUPPLIES	140.58
					Totals for 69617	140.58
69618	08/17/2021	FIRM SYSTEMS	06/30/2021	10E000 2542 3190 00 000000	FINGERPRINTING	1,100.00
					Totals for 69618	1,100.00
69619	08/17/2021	FOWLER HEATING & COO	94615	10E000 2542 3190 00 000000	Replacement of 2 units	7,746.00
69619	08/17/2021	FOWLER HEATING & COO	93642	20E000 2542 3190 00 000000	REAPIR - AC	507.36
					Totals for 69619	8,253.36
69620	08/17/2021	GEISSLER ROOFING CO,	071921 App	90E000 2535 5230 00 019095	Application 5 Lincoln Elementary	26,734.70
					Totals for 69620	26,734.70
69621	08/17/2021	GLASS, DONNA	08102021	10R000 1811 0000 00 000002	Refund of Fees (Cara Glass)	39.00
69621	08/17/2021	GLASS, DONNA	08102021	10R000 1993 0000 00 000000	Refund of Fees (Cara Glass)	8.00
69621	08/17/2021	GLASS, DONNA	08102021	10R000 1999 0000 00 000005	Refund of Fees (Cara Glass)	25.00
					Totals for 69621	72.00
69622	08/17/2021	GRIMES, JARRET	952139	10E105 1101 3190 00 000000	Adams Pond Cleaning	150.00
69622	08/17/2021	GRIMES, JARRET	952139	10E105 1101 4100 00 000000	Adams Pond Cleaning	130.00
					Totals for 69622	280.00
69623	08/17/2021	GULLEFF, ERIN	07042021	10R000 1811 0000 00 000001	Refund of Fees	66.00
69623	08/17/2021	GULLEFF, ERIN	07042021	10R000 1999 0000 00 000005	Refund of Fees	50.00

CHECK NUMBER	CHECK DATE	VENDOR	INVOICE NUMBER	ACCOUNT NUMBER	INVOICE DESCRIPTION	AMOUNT
					Totals for 69623	116.00
69624	08/17/2021	HEGGERTY	93393	10E930 1250 4100 30 107000	Title I Supplemental Instructional Materials	179.26
69624	08/17/2021	HEGGERTY	93393	10E930 1250 4100 30 108000	Title I Supplemental Instructional Materials	247.06
69624	08/17/2021	HEGGERTY	93393	10E930 1250 4100 30 110000	Title I Supplemental Instructional Materials	437.57
					Totals for 69624	863.89
69625	08/17/2021	HILL PRINTING	42009	10E000 2510 4100 00 000000	OFFICE SUPPLIES	127.75
69625	08/17/2021	HILL PRINTING	42048	10E000 2210 4100 00 000000	Supplies	21.95
					Totals for 69625	149.70
69627	08/17/2021	HOUGHTON MIFFLIN	multiple	10E930 1250 4100 30 109000	Consumable Go Math! Instructional Support Materials Invoice 955244540 955250080 955232122	3,315.67
69627	08/17/2021	HOUGHTON MIFFLIN	multiple-1	10E930 1250 4100 30 105000	Consumable Instructional Supply of K-5 Go Math! Materials Invoice 955245864 955245862 955232121	5,498.79
69627	08/17/2021	HOUGHTON MIFFLIN	Multiple-2	10E930 1250 4100 30 108000	Consumable Instructional Supply of K-5 Go Math! Materials	16,823.77
69627	08/17/2021	HOUGHTON MIFFLIN	Multiple-3	10E930 1250 4100 30 109000	Consumable Instructional Supply of K-5 Go Math! Materials Invoice 955245863 955245865 955232124	8,602.94
69627	08/17/2021	HOUGHTON MIFFLIN	Multiple-4	10E930 1250 4100 30 110000	Consumable Instructional Supply of K-5 Go Math! Materials Invoice 955244155 955244153 955232125	17,437.77
69627	08/17/2021	HOUGHTON MIFFLIN	Multiple-5	10E930 1250 4100 30 107000	Consumable Instructional Supply of K-5 Go Math! Materials Invoice 955279718 955250081 955242552	8,875.82
					Totals for 69627	60,554.76
69628	08/17/2021	HSG MECHANICAL CONTR	47511,4751	20E000 2542 3190 00 000000	REPAIRS added the .50 from previous payment	5,655.80
69628	08/17/2021	HSG MECHANICAL CONTR	47511,4751	20E000 2542 3190 00 000000	REPAIRS added the .50 from previous payment	517.93
69628	08/17/2021	HSG MECHANICAL CONTR	47511,4751	20E000 2542 3190 00 000000	REPAIRS added the .50 from previous payment	420.00
69628	08/17/2021	HSG MECHANICAL CONTR	47511,4751	20E000 2542 3190 00 000000	REPAIRS added the .50 from previous payment	0.50
69628	08/17/2021	HSG MECHANICAL CONTR	47537,4753	20E000 2542 3190 00 000000	REPAIRS	575.00
69628	08/17/2021	HSG MECHANICAL CONTR	47537,4753	20E000 2542 3190 00 000000	REPAIRS	1,016.15
					Totals for 69628	8,185.38
69629	08/17/2021	JEFFERSON PETTY CASH	January	10E107 1101 4100 00 000000	Petty Cash Reimbursement	75.72
					Totals for 69629	75.72
69630	08/17/2021	JW PEPPER & SONS, IN	Multiple	10E303 1103 4130 00 000000	Music for 2021-2022 Invoice 363459066 363474243 363458667	503.03
					Totals for 69630	503.03
69631	08/17/2021	KENNER, JENNIFER	08102021	10R000 1811 0000 00 000001	Refund of fees (Angelina Tait)	33.00
69631	08/17/2021	KENNER, JENNIFER	08102021	10R000 1999 0000 00 000005	Refund of fees (Angelina Tait)	25.00
					Totals for 69631	58.00

CHECK NUMBER	CHECK DATE	VENDOR	INVOICE NUMBER	ACCOUNT NUMBER	INVOICE DESCRIPTION	AMOUNT
69632	08/17/2021	KRIHA BOUCEK	2375	80E000 2365 3180 00 000000	Legal Services	2,447.50
					Totals for 69632	2,447.50
69633	08/17/2021	KROGER - LOUISVILLE	statement	10E000 2510 4100 00 000000	U O SUPPLIES	63.98
					Totals for 69633	63.98
69634	08/17/2021	LAB-AIDS	00146344	10E303 1103 4100 00 000000	(1) CASE AFNR Refill Set	402.59
					Totals for 69634	402.59
69635	08/17/2021	LAKESHORE LEARNING M	2368320821	10E930 1250 4100 30 107000	Title I Request Instructional Materials Ashleigh Maze (Reading Specialist)	41.98
69635	08/17/2021	LAKESHORE LEARNING M	2368310821	10E930 1250 4100 30 107000	Title I Request Instructional Materials Ashleigh Maze (Reading Specialist)	81.99
69635	08/17/2021	LAKESHORE LEARNING M	2368140821	10E930 1250 4100 30 107000	Title I Request Instructional Materials for Terrill Owens (Reading Specialist)	98.97
					Totals for 69635	222.94
69636	08/17/2021	MACK, LOLITA	07302021	10R000 1811 0000 00 000001	Refund of fees	33.00
					Totals for 69636	33.00
69637	08/17/2021	MARKS, ASHLEY	08052021	10R000 1999 0000 00 000005	Refund of fees	25.00
					Totals for 69637	25.00
69638	08/17/2021	MATRIX SALES	Statement	20E000 2542 4100 00 000000	MAINT SUPPLIES	121.41
					Totals for 69638	121.41
69639	08/17/2021	MCGRAW-HILL EDUCATIO	Multiple	10E930 1250 4100 30 108000	Wonders Consumable Instructional Materials 117612565001 117669437001 117643523001 118056567001	10,215.67
69639	08/17/2021	MCGRAW-HILL EDUCATIO	Multiple-	10E930 1250 4100 30 109000	Wonders Consumable Instructional Materials 117612569001 117614626001 118056578001	789.49
69639	08/17/2021	MCGRAW-HILL EDUCATIO	1180212990	10E930 1250 4100 30 105000	SRA Early Interventions in Reading student consumable instructional supply	267.51
69639	08/17/2021	MCGRAW-HILL EDUCATIO	1180212990	10E930 1250 4100 30 107000	SRA Early Interventions in Reading student consumable instructional supply	500.00
69639	08/17/2021	MCGRAW-HILL EDUCATIO	1180212990	10E930 1250 4100 30 108000	SRA Early Interventions in Reading student consumable instructional supply	300.00
69639	08/17/2021	MCGRAW-HILL EDUCATIO	1180212990	10E930 1250 4100 30 109000	SRA Early Interventions in Reading student consumable instructional supply	500.00
69639	08/17/2021	MCGRAW-HILL EDUCATIO	1180212990	10E930 1250 4100 30 110000	SRA Early Interventions in Reading student consumable instructional supply	300.00
					Totals for 69639	12,872.67
69640	08/17/2021	MCMASTERS CARR	61838009	20E000 2542 4100 00 000000	MAINT SUPPLIES	74.65
					Totals for 69640	74.65
69641	08/17/2021	MJHS STUDENT COUNCIL	08012021	10E000 2210 4100 00 000000	New Teacher Orientation	91.00
					Totals for 69641	91.00
69642	08/17/2021	MURDALE TRUE VALUE	750264/B	20E000 2543 4100 00 000000	Mulch	70.00
					Totals for 69642	70.00
69643	08/17/2021	MY MUSIC FOLDERS	231651	10E303 1103 4130 00 000000	Music Folders	825.51
					Totals for 69643	825.51
69644	08/17/2021	NAPA AUTO PARTS	Statement	20E000 2545 4100 00 000000	VEHICLE SUPPLIES	90.03
					Totals for 69644	90.03

CHECK NUMBER	CHECK DATE	VENDOR	INVOICE NUMBER	ACCOUNT NUMBER	INVOICE DESCRIPTION	AMOUNT
69645	08/17/2021	O'REILLY	Multiple	10E000 1400 4100 20 000000	Auto Shop supplies	462.79
					Totals for 69645	462.79
69646	08/17/2021	OWENS ABATEMENT, LLC	217	20E000 2542 3190 00 000000	Removal of Tile	1,150.00
					Totals for 69646	1,150.00
69647	08/17/2021	PATE, MATTHEW	12059	20E000 2542 3400 00 000000	phone repair	125.00
					Totals for 69647	125.00
69648	08/17/2021	PIONEER VALLEY BOOKS	I209892	10E930 1250 4100 30 107000	TITLE I Request Instructional Materials Ashleigh Maze (Reading Specialist)	66.00
					Totals for 69648	66.00
69649	08/17/2021	PLP BATTERY SUPPLY	42943	20E000 2542 4100 00 000000	MAINT SUPPLIES	1,830.00
					Totals for 69649	1,830.00
69650	08/17/2021	PLUMBMASTER	520-027664	20E000 2542 4100 00 000000	Maintenance Supplies Acct-8C146521	1,442.08
					Totals for 69650	1,442.08
69651	08/17/2021	RACK PERFORMANCE	4007	10E303 1103 4100 00 000000	Weight Room Timing System	1,100.00
					Totals for 69651	1,100.00
69652	08/17/2021	REALLY GOOD STUFF	7598115	10E930 1250 4100 30 110000	Fiscal Year 21-22 Really Good Stuff Order - Title 1 Purchase - MEGAN THOMPSON DO NOT SHIP UNTIL 7-30-21	185.12
					Totals for 69652	185.12
69653	08/17/2021	RENT ALL SALES	100036	20E000 2542 3190 00 000000	DUMP BED RENTAL	86.94
					Totals for 69653	86.94
69654	08/17/2021	REX ENCORE PROMOTION	1107	10E303 1103 3190 00 000001	RENTAL CLEANUP	1,589.00
					Totals for 69654	1,589.00
69655	08/17/2021	RICH, KATHRYN	08092021	10R000 1811 0000 00 000001	Refund of Fees (Myles Rich)	33.00
69655	08/17/2021	RICH, KATHRYN	08092021	10R000 1999 0000 00 000005	Refund of Fees (Myles Rich)	25.00
					Totals for 69655	58.00
69656	08/17/2021	ROE #21	342	10E204 2410 3320 00 000000	Title IX Zoom Admin Academy	175.00
69656	08/17/2021	ROE #21	364	10E000 4190 3190 00 000003	FY22 Base Tuition	8,427.84
					Totals for 69656	8,602.84
69657	08/17/2021	RURAL KING	Statement	20E000 2542 4100 00 000000	MAINT SUPPLIES	403.65
69657	08/17/2021	RURAL KING	Statement	20E000 2542 4100 00 000000	MAINT SU[PLIES	228.90
					Totals for 69657	632.55
69658	08/17/2021	RYDIN DECAL	381614	10E303 1103 4100 00 000000	MHS Parking Permit tags 2021-2022	451.50
					Totals for 69658	451.50
69659	08/17/2021	SAMACO SUPPLY	131765	10E204 1102 4100 00 000000	2021-2022 BEGINNING OF THE YEAR LOCKS STUDENT LOCKER LOCKS AND P.E. LOCKS	4,840.00
					Totals for 69659	4,840.00
69660	08/17/2021	SAMRON MIDWEST	Applicatio	60E000 2535 5230 00 020084	Paving	368,298.46
					Totals for 69660	368,298.46
69661	08/17/2021	SAVVAS LEARNING COMP	7027588140	10E303 1103 4200 00 000000	My Math Lab for School Student Access (Pre-Calculus) Digitial Delivery for 1 year	3,935.25
69661	08/17/2021	SAVVAS LEARNING COMP	7027574847	10E303 1103 4200 00 000000	MHS - BOOKS FOR JOHN A LOGAN COLLEGE ALGEBRA - STAN STOUT	2,203.74
					Totals for 69661	6,138.99
69662	08/17/2021	SCHOOL SPECIALTY, LL	2081279072	10E303 1103 4100 00 000000	mhs teachers	50.82
					Totals for 69662	50.82
69663	08/17/2021	SCHOOL TECH SUPPLY	49440	10E000 2225 4100 00 000000	19 inch replacement monitors	336.00
					Totals for 69663	336.00
69664	08/17/2021	SECURITY ALARM CORP	151661	20E000 2542 3190 00 000000	ANNUAL ALARM MONITORING	2,285.64
69664	08/17/2021	SECURITY ALARM CORP	multiple	20E000 2542 3190 00 000000	Battery Replacement/	6,505.00

CHECK NUMBER	CHECK DATE	VENDOR	INVOICE NUMBER	ACCOUNT NUMBER	INVOICE DESCRIPTION	AMOUNT
					Inspection Invoice 152599 152598,152588	
					Totals for 69664	8,790.64
69665	08/17/2021	SKUTA CONSTRUCTION,	876	20E000 2542 3190 00 000000	SEWER REPAIRS	8,400.00
					Totals for 69665	8,400.00
69666	08/17/2021	SKYWARD ACCOUNTING D	213036	10E000 2520 3190 00 000002	E-sign Electronic Signature	200.00
					Totals for 69666	200.00
69667	08/17/2021	SOUTHERN FS, INC	Ticket 124	20E000 2542 4100 00 000000	MAINT SUPPLIES Ticket B0010510153	116.52
					Totals for 69667	116.52
69668	08/17/2021	SOUTHERN ILLINOIS PI	9197	20E000 2542 3190 00 000000	REPAIRS TO THE HIGH SCHOOL	2,598.99
					Totals for 69668	2,598.99
69669	08/17/2021	SOUTHERN ILLINOIS LO	186469	10E000 2510 3500 00 000000	OPENING OF SCHOOL AD	120.00
					Totals for 69669	120.00
69670	08/17/2021	SPECTRUM ATHLETICS	2863	10E000 1500 5400 05 000000	BOYS TRACK POLE VAULT POLE - 165 LB	665.00
					Totals for 69670	665.00
69671	08/17/2021	SPORTSGRAPHICS	36425	20E000 2542 3190 00 000000	MHS-Wind Screen	8,500.00
					Totals for 69671	8,500.00
69672	08/17/2021	STATE ELECTRIC SUPPL	Statement	20E000 2542 4100 00 000000	MAINT SUPLIES	132.50
69672	08/17/2021	STATE ELECTRIC SUPPL	Statement	20E000 2542 4100 00 000000	Maintenance Supplies	235.18
					Totals for 69672	367.68
69673	08/17/2021	SUPPLY SOLUTIONS	Statement	20E000 2542 4100 00 000000	CUSTODIAL SUPPLIES	1,400.00
69673	08/17/2021	SUPPLY SOLUTIONS	Statement	20E303 2542 4100 00 000000	CUSTODIAL SUPPLIES	2,012.07
69673	08/17/2021	SUPPLY SOLUTIONS	Statement	20E204 2542 4100 00 000000	CUSTODIAL SUPPLIES	2,212.01
69673	08/17/2021	SUPPLY SOLUTIONS	Statement	20E105 2542 4100 00 000000	CUSTODIAL SUPPLIES	1,285.82
69673	08/17/2021	SUPPLY SOLUTIONS	Statement	20E108 2542 4100 00 000000	CUSTODIAL SUPPLIES	1,492.81
69673	08/17/2021	SUPPLY SOLUTIONS	Statement	20E109 2542 4100 00 000000	CUSTODIAL SUPPLIES	1,345.62
69673	08/17/2021	SUPPLY SOLUTIONS	Statement	20E107 2542 4100 00 000000	CUSTODIAL SUPPLIES	1,637.69
69673	08/17/2021	SUPPLY SOLUTIONS	Statement	20E110 2542 4100 00 000000	CUSTODIAL SUPPLIES	1,428.60
69673	08/17/2021	SUPPLY SOLUTIONS	Statement	20E000 2542 4100 00 000000	MAINT SUPPLIES	8,470.37
					Totals for 69673	21,284.99
69674	08/17/2021	T-MOBILE USA INC	2021063014	10E965 1250 3190 30 000000	EmpowerED2 year/Franklin T9	155,136.00
					Totals for 69674	155,136.00
69675	08/17/2021	TEACHERS DISCOVERY	389928-1	10E303 1103 4100 00 000000	Requisitions for classroom supplies for 2021-2022 school year. shipping	573.83
					Totals for 69675	573.83
69676	08/17/2021	TEAM GOLF GEAR	7008	10E000 1500 4100 34 000000	GIRLS GOLF EQUIPMENT	15.00
69676	08/17/2021	TEAM GOLF GEAR	7008	10E000 1500 4100 34 000000	GIRLS GOLF EQUIPMENT	395.40
69676	08/17/2021	TEAM GOLF GEAR	7008	10E000 1500 4100 34 000000	GIRLS GOLF EQUIPMENT	456.00
69676	08/17/2021	TEAM GOLF GEAR	7008	10E000 1500 4100 34 000000	GIRLS GOLF EQUIPMENT	38.00
69676	08/17/2021	TEAM GOLF GEAR	7008	10E000 1500 4100 34 000000	GIRLS GOLF EQUIPMENT	38.95
					Totals for 69676	943.35
69677	08/17/2021	TECH ELECTRONICS INC	N000092978	20E000 2542 3190 00 000000	MAINT MJHS	880.00
					Totals for 69677	880.00
69678	08/17/2021	TERMINIX	Multiple i	20E000 2542 3210 00 000000	PEST CONTROL 409974885 409918359 410012422 409585249	37.00
69678	08/17/2021	TERMINIX	Multiple i	20E105 2542 3210 00 000000	PEST CONTROL 409974885 409918359 410012422 409585249	64.00
69678	08/17/2021	TERMINIX	Multiple i	20E108 2542 3210 00 000000	PEST CONTROL 409974885 409918359 410012422 409585249	50.00
69678	08/17/2021	TERMINIX	Multiple i	20E107 2542 3210 00 000000	PEST CONTROL 409974885 409918359 410012422 409585249	45.00
69678	08/17/2021	TERMINIX	Multiple I	20E000 2542 3210 00 000000	PEST CONTROL 408991167 408834762 409034667 408515544	64.00

CHECK NUMBER	CHECK DATE	VENDOR	INVOICE NUMBER	ACCOUNT NUMBER	INVOICE DESCRIPTION	AMOUNT
					409033094	
69678	08/17/2021	TERMINIX	Multiple I	20E303 2542 3210 00 000000	PEST CONTROL 408991167 408834762 409034667 408515544 409033094	82.00
69678	08/17/2021	TERMINIX	Multiple I	20E109 2542 3210 00 000000	PEST CONTROL 408991167 408834762 409034667 408515544 409033094	50.00
69678	08/17/2021	TERMINIX	Multiple I	20E107 2542 3210 00 000000	PEST CONTROL 408991167 408834762 409034667 408515544 409033094	45.00
69678	08/17/2021	TERMINIX	Multiple I	20E000 2542 3210 00 000000	PEST CONTROL 408991167 408834762 409034667 408515544 409033094	90.00
69678	08/17/2021	TERMINIX	Multiple	20E303 2542 3210 00 000000	PEST CONTROL 410147846 409239985 410165385	82.00
69678	08/17/2021	TERMINIX	Multiple	20E108 2542 3210 00 000000	PEST CONTROL 410147846 409239985 410165385	50.00
69678	08/17/2021	TERMINIX	Multiple	20E109 2542 3210 00 000000	PEST CONTROL 410147846 409239985 410165385	50.00
					Totals for 69678	709.00
69679	08/17/2021	THE HOME DEPOT PRO	624193652	20E000 2542 4100 00 000000	MAINT SUPPLIES	2,971.93
					Totals for 69679	2,971.93
69680	08/17/2021	THE MARION STAR	4003	10E000 2510 3500 00 000000	REGISTRATION/OPENING OF SCHOOL NEWSPAPER AD	100.00
					Totals for 69680	100.00
69681	08/17/2021	US FOODS	Statement	10E110 2560 4100 84 000000	food	4,086.63
69681	08/17/2021	US FOODS	Statement	10E303 2560 4100 84 000000	food	1,710.16
69681	08/17/2021	US FOODS	Statement	10E000 2560 4100 84 000000	food	525.80
69681	08/17/2021	US FOODS	Statement	10E105 2560 4100 84 000000	food	364.50
69681	08/17/2021	US FOODS	Statement	10E110 2560 4100 84 000000	Food	682.01
					Totals for 69681	7,369.10
69682	08/17/2021	VARSITY SPIRIT FASHI	43101360	10E000 1500 4100 13 000000	CHEER POMS	460.00
69682	08/17/2021	VARSITY SPIRIT FASHI	43101360	10E000 1500 4100 13 000000	CHEER POMS	31.00
					Totals for 69682	491.00
69683	08/17/2021	WALMART COMMUNITY	Statement	10E000 2510 4100 00 000000	U O SUPPLIES	58.80
69683	08/17/2021	WALMART COMMUNITY	Statement	10E000 1101 4100 00 000000	KINDERGARTEN REG. SUPPLIES	195.46
					Totals for 69683	254.26
69684	08/17/2021	WARD, RIKKI	08062021	10R000 1811 0000 00 000001	Refund of Fees	33.00
					Totals for 69684	33.00
69685	08/17/2021	WILLIAMSON CO TREASU	42631	10L000 4990 0000 00 000003	Taxes for Building Trades Houses	234.98
					Totals for 69685	234.98
					Totals for checks	1,548,592.33

F U N D S U M M A R Y

FUND	DESCRIPTION	BALANCE SHEET	REVENUE	EXPENSE	TOTAL
10	EDUCATIONAL FUND	6,867.61	453.00	386,159.98	393,480.59
20	OPERATIONS & MAINTENANCE FUND	755.71	0.00	98,067.91	98,823.62
60	CAPITAL PROJECTS FUND OR FUND	0.00	0.00	384,666.50	384,666.50
80	TORT IMMUNITY AND JUDGMENT FUN	0.00	0.00	2,447.50	2,447.50
90	FIRE PREVENTION AND SAFETY FUN	0.00	0.00	669,174.12	669,174.12
*** Fund Summary Totals ***		7,623.32	453.00	1,540,516.01	1,548,592.33

********** End of report **********

CHECK NUMBER	CHECK DATE	VENDOR	ACCOUNT NUMBER	INVOICE DESCRIPTION	AMOUNT
212200016	08/10/2021	MARION CUSD #2 HEALT	10L000 4810 0000 00 00045	Payroll accrual	5,678.40
212200016	08/10/2021	MARION CUSD #2 HEALT	20L000 4810 0000 00 00045	Payroll accrual	202.80
212200016	08/10/2021	MARION CUSD #2 HEALT	10L000 4810 0000 00 00045	Payroll accrual	3,581.31
212200016	08/10/2021	MARION CUSD #2 HEALT	20L000 4810 0000 00 00045	Payroll accrual	1,446.60
212200016	08/10/2021	MARION CUSD #2 HEALT	40L000 4810 0000 00 00045	Payroll accrual	37.25
212200016	08/10/2021	MARION CUSD #2 HEALT	10L000 4810 0000 00 00045	Payroll accrual	105.40
212200016	08/10/2021	MARION CUSD #2 HEALT	10L000 4810 0000 00 00045	Payroll accrual	17,793.99
212200016	08/10/2021	MARION CUSD #2 HEALT	20L000 4810 0000 00 00045	Payroll accrual	862.74
212200016	08/10/2021	MARION CUSD #2 HEALT	10L000 4810 0000 00 00045	Payroll accrual	8,002.99
212200016	08/10/2021	MARION CUSD #2 HEALT	20L000 4810 0000 00 00045	Payroll accrual	1,205.93
212200016	08/10/2021	MARION CUSD #2 HEALT	10L000 4710 0000 00 00000	Payroll accrual	17,034.92
212200016	08/10/2021	MARION CUSD #2 HEALT	20L000 4710 0000 00 00000	Payroll accrual	608.39
212200016	08/10/2021	MARION CUSD #2 HEALT	10L000 4710 0000 00 00000	Payroll accrual	10,743.79
212200016	08/10/2021	MARION CUSD #2 HEALT	20L000 4710 0000 00 00000	Payroll accrual	4,339.74
212200016	08/10/2021	MARION CUSD #2 HEALT	40L000 4710 0000 00 00000	Payroll accrual	111.73
212200016	08/10/2021	MARION CUSD #2 HEALT	10L000 4710 0000 00 00000	Payroll accrual	686.16
212200016	08/10/2021	MARION CUSD #2 HEALT	10L000 4710 0000 00 00000	Payroll accrual	53,382.58
212200016	08/10/2021	MARION CUSD #2 HEALT	20L000 4710 0000 00 00000	Payroll accrual	2,588.25
212200016	08/10/2021	MARION CUSD #2 HEALT	10L000 4710 0000 00 00000	Payroll accrual	24,008.24
212200016	08/10/2021	MARION CUSD #2 HEALT	20L000 4710 0000 00 00000	Payroll accrual	3,617.68
				Totals for 212200016	156,038.89
212200017	08/06/2021	WILLIAMSON COUNTY ED	10E000 4120 3190 12 00000	Assessment	432,732.30
212200017	08/06/2021	WILLIAMSON COUNTY ED	10E000 4120 3190 12 00000	IDEA FT/PS Assessment	48,332.02
212200017	08/06/2021	WILLIAMSON COUNTY ED	10E000 4120 3190 12 00000	IDEA FT/PS Assessment	119.84
				Totals for 212200017	481,184.16
212200018	08/17/2021	CAPE ELECTRICAL SUPP	20E000 2542 4100 00 00000	MAINT SUPPLIES	78.42
				Totals for 212200018	78.42
212200019	08/17/2021	ILL CENTRAL SCHOOL B	40E000 2550 3300 00 00000	July Summer School	487.27
212200019	08/17/2021	ILL CENTRAL SCHOOL B	40E000 2550 3320 00 00000	July Summer School	1,041.24
212200019	08/17/2021	ILL CENTRAL SCHOOL B	40E960 2550 3300 30 00000	July Summer School	324.00
212200019	08/17/2021	ILL CENTRAL SCHOOL B	40E960 2550 3300 30 00000	July Summer School	14,565.57
212200019	08/17/2021	ILL CENTRAL SCHOOL B	40E000 2550 3320 00 00000	July Summer School	-53.57
				Totals for 212200019	16,364.51
212200020	08/17/2021	MAZE, ASHLEIGH	10E107 1101 3320 00 00000	7/13/2021 Really Great Reading Science of Reading Virtual Workshop	199.00
				Totals for 212200020	199.00
				Totals for checks	653,864.98

F U N D S U M M A R Y

FUND	DESCRIPTION	BALANCE SHEET	REVENUE	EXPENSE	TOTAL
10	EDUCATIONAL FUND	141,017.78	0.00	481,383.16	622,400.94
20	OPERATIONS & MAINTENANCE FUND	14,872.13	0.00	78.42	14,950.55
40	TRANSPORTATION FUND	148.98	0.00	16,364.51	16,513.49
*** Fund Summary Totals ***		156,038.89	0.00	497,826.09	653,864.98

********** End of report **********

------TREASURER'S REPORT------
July 31, 2021

FUND	BEGINNING CASH BALANCE 7/1/2021	RECEIPTS	DISBURSEMENTS	CURRENT CHECKING 7/31/2021
EDUCATION FUND (10)	5,369,208.34	858,292.81	3,216,473.78	3,011,027.37
OPERATION & MAINTENANCE FUND (20)	1,981,880.03	917.85	233,785.94	1,749,011.94
TRANSPORTATION FUND (40)	863,807.69	151,582.64	54,743.59	960,646.74
TOTAL OPERATING FUND BALANCE	**8,214,896.06**	**1,010,793.30**	**3,505,003.31**	**5,720,686.05**
LEASE FUND (21)	80,538.91	42.29	0.00	80,581.20
DEBT SERVICE FUND (30)	6,420.72	3.37	0.00	6,424.09
SOCIAL SECURITY FUND (50)	310,024.53	139.23	44,853.71	265,310.05
IL MUNICIPAL RETIREMENT FUND (51)	222,795.00	95.37	41,157.37	181,733.00
CAPITAL PROJECT FUND (60)	1,349,873.76	591.85	222,676.33	1,127,789.28
WORKING CASH (70)	7,222.05	3.79	0.00	7,225.84
TORT FUND (80)	62,045.30	0.00	194,121.12	-132,075.82
FIRE PREVENTION & SAFETY FUND (90)	1,969,736.18	900.64	254,454.12	1,716,182.70
TOTALS	**12,223,552.51**	**1,012,569.84**	**4,262,265.96**	**8,973,856.39**

SIGNED: Kimberly Watson

DATE: 8-4-21

MARION CUSD #2, IL
REVENUE SUMMARY REPORT (Date: 7/2021)

FDTLOC FUNC OBJ	Account Level Description	2021-22 Original Budget	July 2021-22 Monthly Activity	2021-22 FYTD Activity	2021-22 Available Funds	2020-21 FY Activity	2021-22 FYTD %
10	EDUCATIONAL FUND						
		37,579,699.00	858,292.81	858,292.81	36,720,953.19	33,484,651.68	2.28
20	OPERATIONS & MAINTENANCE FUND						
		9,342,000.00	917.85	917.85	9,341,082.15	4,953,867.42	0.01
21	O&M LEASE						
		1,130.00	42.29	42.29	1,087.71	290,092.12	3.74
30	DEBT SERVICE FUND OR FUND GROU						
		2,632,185.00	3.37	3.37	2,632,181.63	2,622,624.73	0.00
40	TRANSPORTATION FUND						
		1,875,000.00	119,669.99	119,669.99	1,755,330.01	1,732,965.94	6.38
50	SOCIAL SECURITY/MEDICARE						
		500,500.00	139.23	139.23	500,360.77	701,017.61	0.03
51	ILLINOIS MUNICIPAL RETIREMENT						
		538,000.00	95.37	95.37	537,904.63	309,747.17	0.02
60	CAPITAL PROJECTS FUND OR FUND						
		2,695,000.00	591.85	591.85	2,694,408.15	2,818,883.45	0.02

FDTLOC FUNC OBJ	Account Level Description	2021-22 Original Budget	July 2021-22 Monthly Activity	2021-22 FYTD Activity	2021-22 Available Funds	2020-21 FY Activity	2021-22 FYTD %
70	WORKING CASH FUND						
		860.00	3.79	3.79	856.21	922.66	0.44
80	TORT IMMUNITY AND JUDGMENT FUN						
		698,500.00	0.00	0.00	698,500.00	498,994.42	0.00
90	FIRE PREVENTION AND SAFETY FUN						
		213,500.00	900.64	900.64	212,599.36	2,751,727.86	0.42
Grand Revenue T		56,076,374.00	980,657.19	980,657.19	55,095,263.81	50,165,495.06	1.75

Number of Accounts: 209

********** End of report **********

FDTLOC FUNC OBJ	Account Level Description	2021-22 Original Budget	July 2021-22 Monthly Activity	2021-22 FYTD Activity	2021-22 Available Funds	Encumbered Amount	2020-21 FY Activity	2021-22 FYTD %
10	EDUCATIONAL FUND							
		37,240,655.00	3,216,473.78	3,216,473.78	33,276,821.12	561,776.86	32,866,818.68	8.64
20	OPERATIONS & MAINTENANCE FUND							
		9,373,900.00	233,785.94	233,785.94	9,024,819.91	99,080.61	3,971,456.65	2.49
21	O&M LEASE							
		52,800.00	0.00	0.00	48,400.00	0.00	227,150.08	0.00
30	DEBT SERVICE FUND OR FUND GROU							
		2,631,285.00	0.00	0.00	2,631,285.00	0.00	2,628,930.08	0.00
40	TRANSPORTATION FUND							
		1,928,762.00	54,743.59	54,743.59	1,857,653.90	0.00	1,443,062.62	2.84
50	SOCIAL SECURITY/MEDICARE							
		602,664.00	44,853.71	44,853.71	557,810.29	0.00	482,190.98	7.44
51	ILLINOIS MUNICIPAL RETIREMENT							
		599,000.00	41,157.37	41,157.37	557,842.63	0.00	484,862.10	6.87
60	CAPITAL PROJECTS FUND OR FUND							
		3,740,018.00	222,676.33	222,676.33	3,500,973.63	0.00	2,350,396.91	5.95

FDTLOC FUNC OBJ	Account Level Description	2021-22 Original Budget	July 2021-22 Monthly Activity	2021-22 FYTD Activity	2021-22 Available Funds	Encumbered Amount	2020-21 FY Activity	2021-22 FYTD %
70	WORKING CASH FUND							
		0.00	0.00	0.00	0.00	0.00	0.00	0.00
80	TORT IMMUNITY AND JUDGMENT FUN							
		650,000.00	194,121.12	194,121.12	453,431.38	0.00	508,336.01	29.86
90	FIRE PREVENTION AND SAFETY FUN							
		1,756,735.00	254,454.12	254,454.12	1,445,242.18	0.00	1,033,741.21	14.48
Grand Expense T		58,575,819.00	4,262,265.96	4,262,265.96	53,354,280.04	660,857.47	45,996,945.32	7.28

Number of Accounts: 2128

********** End of report **********

FDTLOC	FUNC	OBJ	SJ	SOURCE	Account Level Description	2021-22 Original Budget	July 2021-22 Monthly Activity	2021-22 FYTD Activity	2021-22 Available Funds	2020-21 FY Activity	2021-22 FYTD %
10					EDUCATIONAL FUND						
1000					RECEIPTS/REVENUE FROM LOCAL SO						
10R000	1110	0000	00	000000	PROPERTY TAXES	0.00	0.00	0.00	0.00	16,492,649.58	0.00
10R000	1140	0000	00	000000	PROPERTY TAXES - SPECIAL ED	0.00	0.00	0.00	0.00	14,816.96	0.00
10R000	1210	0000	00	000000	TAXES: MOBILE HOME	0.00	0.00	0.00	0.00	35,206.23	0.00
10R000	1220	0000	00	000000	TAXES: MARION HOUSING	0.00	0.00	0.00	0.00	41,356.30	0.00
10R000	1230	0000	00	000000	TAXES: CORP PER PROP REP	0.00	189,295.11	189,295.11	-189,295.11	855,961.61	0.00
10R000	1290	0000	00	000000	TAXES: REFUGE PILOT	0.00	0.00	0.00	0.00	53,075.32	0.00
10R000	1311	0000	00	000000	Per Capita Tuition Charge	0.00	0.00	0.00	0.00	0.00	0.00
10R000	1510	0000	00	000000	INTEREST: INVESTMENTS	0.00	1,580.13	1,580.13	-1,580.13	56,506.62	0.00
10R000	1611	0000	84	000003	HS: FOODSERVICE REVENUE	0.00	0.00	0.00	0.00	-157.50	0.00
10R000	1611	0000	84	000004	JH: FOOD SERVICE REVENUE	0.00	0.00	0.00	0.00	31.60	0.00
10R000	1611	0000	84	000005	ADAMS: FOODSERVICE REVENUE	0.00	0.00	0.00	0.00	132.35	0.00
10R000	1611	0000	84	000007	JEFFERSON: FOODSERVICE REVENUE	0.00	0.00	0.00	0.00	-29.70	0.00
10R000	1611	0000	84	000008	LINCOLN: FOODSERVICE REVENUE	0.00	0.00	0.00	0.00	226.75	0.00
10R000	1611	0000	84	000009	LONGFELLOW: FOODSERVICE REVENU	0.00	0.00	0.00	0.00	25.00	0.00
10R000	1611	0000	84	000010	WASHINGTON: FOODSERVICE REVENU	0.00	0.00	0.00	0.00	-17.35	0.00
10R000	1690	0000	84	000000	OTHER LUNCH PROGRAM	0.00	142.90	142.90	-142.90	630.33	0.00
10R000	1690	0000	84	000001	PRE-K BREAKFAST REIMBURSEMENT	0.00	0.00	0.00	0.00	0.00	0.00
10R000	1690	0000	84	000002	PRE-K LUNCH REIMBURSEMENT	0.00	0.00	0.00	0.00	0.00	0.00
10R000	1690	0000	84	000003	PRE-K FOOD REIMBURSMENT	0.00	0.00	0.00	0.00	0.00	0.00
10R000	1690	0000	84	000004	FOODSERVICE REIMBURSEMENT	0.00	132.20	132.20	-132.20	431.74	0.00
10R000	1690	0000	84	000005	FOODSERVICE GRANTS	0.00	0.00	0.00	0.00	314.00	0.00
10R000	1690	0000	84	000006	FOODSERVICE INSURANCE CLAIM	0.00	0.00	0.00	0.00	0.00	0.00
10R000	1711	0000	00	000004	ATHL EVENTS,IHSA-JR INV.	0.00	0.00	0.00	0.00	0.00	0.00
10R000	1711	0000	00	000005	ATHLETIC DONATIONS	0.00	5,000.00	5,000.00	-5,000.00	0.00	0.00
10R000	1711	0000	00	000006	ADAMS ATHLETIC DONATIONS	0.00	19,638.90	19,638.90	-19,638.90	0.00	0.00
10R000	1711	0000	00	000007	HS ATHLETIC PARTICIPATION FEES	0.00	0.00	0.00	0.00	0.00	0.00
10R000	1711	0000	00	000008	JH ATHLETIC PARTICIPATION FEES	0.00	0.00	0.00	0.00	0.00	0.00
10R000	1711	0000	01	000000	HS FOOTBALL ADMISSION	0.00	0.00	0.00	0.00	9,777.00	0.00
10R000	1711	0000	04	000000	HS SOCCER ADMISSIONS	0.00	0.00	0.00	0.00	225.00	0.00
10R000	1711	0000	06	000000	HS WRESTLING ADMISSIONS	0.00	0.00	0.00	0.00	0.00	0.00
10R000	1711	0000	11	000000	HS VOLLEYBALL ADMISSIONS	0.00	0.00	0.00	0.00	0.00	0.00
10R000	1711	0000	15	000000	HS BOYS BASKETBALL ADMISSIONS	0.00	0.00	0.00	0.00	0.00	0.00
10R000	1711	0000	20	000000	JH BOYS BASKETBALL ADMISSIONS	0.00	0.00	0.00	0.00	0.00	0.00
10R000	1711	0000	23	000000	JH VOLLEYBALL ADMISSIONS	0.00	0.00	0.00	0.00	0.00	0.00
10R000	1711	0000	31	000000	HS GIRLS BASKETBALL ADMISSIONS	0.00	0.00	0.00	0.00	0.00	0.00
10R000	1711	0000	40	000000	JH GIRLS BASKETBALL ADMISSIONS	0.00	0.00	0.00	0.00	0.00	0.00
10R000	1790	0000	00	000003	STUDENT YEARBOOK: HS	0.00	0.00	0.00	0.00	5,735.00	0.00

FDTLOC FUNC OBJ SJ SOURCE	Account Level Description	2021-22 Original Budget	July 2021-22 Monthly Activity	2021-22 FYTD Activity	2021-22 Available Funds	2020-21 FY Activity	2021-22 FYTD %
10	EDUCATIONAL FUND						
1000	RECEIPTS/REVENUE FROM LOCAL SO						
10R000 1811 0000 00 000001	TEXTBOOK RENTAL: E	0.00	21,609.96	21,609.96	-21,609.96	32,629.46	0.00
10R000 1811 0000 00 000002	TEXTBOOK RENTAL: JH	0.00	8,794.00	8,794.00	-8,794.00	9,817.00	0.00
10R000 1811 0000 00 000003	TEXTBOOK RENTAL: HS	0.00	17,271.42	17,271.42	-17,271.42	32,494.00	0.00
10R000 1812 0000 00 000003	TEXTBOOK RENT: SUMMER SC	0.00	0.00	0.00	0.00	1,950.00	0.00
10R000 1920 0000 00 000000	CONTRIB -DONATION	0.00	58.00	58.00	-58.00	13,434.94	0.00
10R000 1920 0000 02 000000	DONATIONS - FOUNDATION GRANT	0.00	0.00	0.00	0.00	0.00	0.00
10R000 1950 0000 00 000000	REFUND OF PRIOR YEAR EXPENDITU	0.00	0.00	0.00	0.00	0.00	0.00
10R000 1950 0000 12 000000	WCSED: Refund	0.00	0.00	0.00	0.00	0.00	0.00
10R000 1970 0000 00 000000	DR.ED BTW FEES	0.00	80.00	80.00	-80.00	9,848.00	0.00
10R000 1992 0000 00 000000	SALE OF VOCATIONAL PROJECTS	0.00	0.00	0.00	0.00	0.00	0.00
10R000 1993 0000 00 000000	RESALE ITEMS,LOCKS,SHOP	0.00	3,508.00	3,508.00	-3,508.00	2,495.00	0.00
10R000 1993 0000 00 000001	HS PARKING FEES	0.00	2,820.00	2,820.00	-2,820.00	5,658.00	0.00
10R000 1999 0000 00 000000	OTHER	0.00	3,207.50	3,207.50	-3,207.50	45,902.82	0.00
10R000 1999 0000 00 000001	FOUNDATION GRANTS	0.00	0.00	0.00	0.00	4,134.64	0.00
10R000 1999 0000 00 000003	AFTER SCHOOL PROGRAMS	0.00	56.26	56.26	-56.26	34,110.99	0.00
10R000 1999 0000 00 000005	Chromebook Insurance	0.00	158,600.00	158,600.00	-158,600.00	7,876.00	0.00
10R000 1999 0000 00 000006	AROTC REVENUE	0.00	0.00	0.00	0.00	24,141.19	0.00
10R000 1999 0000 02 000000	SETTLEMENT	0.00	0.00	0.00	0.00	235,000.00	0.00
10R000 1999 0000 05 000000	E-RATE REFUND	0.00	0.00	0.00	0.00	113,733.33	0.00
10R000 1999 0000 70 000000	Madigral Revenue	0.00	0.00	0.00	0.00	0.00	0.00
10R000 1999 0000 80 000000	Spring Musical Revenue	0.00	0.00	0.00	0.00	0.00	0.00
10R--- 1--- ---- -- ------		0.00	431,794.38	431,794.38	-431,794.38	18,140,122.21	0.00
3000	RECEIPTS/REVENUE FROM STATE SO						
10R000 3001 0000 00 000000	EVIDENCED BASED FUNDING	0.00	0.00	0.00	0.00	10,557,597.98	0.00
10R000 3120 0000 12 000000	WCSED: ORPHANAGE	0.00	0.00	0.00	0.00	66,351.50	0.00
10R000 3212 0000 12 000000	PRIVATE FACILITY TUITION	0.00	11,193.55	11,193.55	-11,193.55	22,387.12	0.00
10R000 3220 0000 21 000000	WCRVS STIPENDS/TUITION	0.00	0.00	0.00	0.00	62,859.00	0.00
10R000 3235 0000 00 000000	AGRICULTURE EDUCATION	0.00	0.00	0.00	0.00	17,356.00	0.00
10R000 3299 0000 21 000000	WCRVS: AGRICULTURE	0.00	0.00	0.00	0.00	0.00	0.00
10R000 3360 0000 84 000000	STATE REIMB: LUNCH & BKFST	0.00	0.00	0.00	0.00	40,029.79	0.00
10R000 3370 0000 10 000000	DRIVER EDUCATION	0.00	10,455.79	10,455.79	-10,455.79	22,401.27	0.00
10R000 3999 0000 01 000000	OTHER ST.LIB GRANT	0.00	0.00	0.00	0.00	5,664.75	0.00
10R000 3999 0000 03 000000	PREMIUMS VOC AGRICULTURE FAIR	0.00	0.00	0.00	0.00	392.10	0.00

FDTLOC FUNC OBJ SJ SOURCE	Account Level Description	2021-22 Original Budget	July 2021-22 Monthly Activity	2021-22 FYTD Activity	2021-22 Available Funds	2020-21 FY Activity	2021-22 FYTD %
10	EDUCATIONAL FUND						
3000	RECEIPTS/REVENUE FROM STATE SO						
10R--- 3--- ---- -- ------		0.00	21,649.34	21,649.34	-21,649.34	10,795,039.51	0.00
4000	RECEIPTS/REVENUE FROM FEDERAL						
10R000 4210 0000 84 000000	FED REIMB REG,FREE LUNCH	0.00	0.00	0.00	0.00	52,317.00	0.00
10R000 4220 0000 84 000000	FEDERAL REIMB BRKF	0.00	0.00	0.00	0.00	1,117.98	0.00
10R000 4225 0000 84 000000	Summer Food Service Program	0.00	0.00	0.00	0.00	700,408.14	0.00
10R000 4260 0000 84 000000	Food Service-Equipment Grant	0.00	0.00	0.00	0.00	0.00	0.00
10R000 4300 0000 30 000000	TITLE I REVENUE	0.00	0.00	0.00	0.00	1,379,377.00	0.00
10R930 4300 0000 30 000000	TitleI Low Income Odd Year	0.00	327,265.00	327,265.00	-327,265.00	0.00	0.00
10R936 4300 0000 00 000000	TITLE I SIP	0.00	0.00	0.00	0.00	135,164.00	0.00
10R000 4600 0000 00 000000	IDEA-PS	0.00	6,524.00	6,524.00	-6,524.00	16,862.00	0.00
10R000 4620 0000 00 000000	IDEA FT	0.00	0.00	0.00	0.00	901,046.65	0.00
10R000 4991 0000 00 000000	ADMIN OUTREACH REVENUE	0.00	15,571.09	15,571.09	-15,571.09	27,712.71	0.00
10R000 4999 0000 01 000000	PUB AID-FEE FOR SERV	0.00	0.00	0.00	0.00	0.00	0.00
10R000 4999 0000 21 000000	WCRVS:PERKINS,SP NDS,TUT	0.00	0.00	0.00	0.00	0.00	0.00
10R000 4999 0000 30 000000	ESSER TITLE GRANT	0.00	0.00	0.00	0.00	978,068.00	0.00
10R951 4999 0000 00 000000	DIGITAL EQUITY GRANT	0.00	0.00	0.00	0.00	245,519.00	0.00
10R960 4999 0000 00 000000	ESSER II GRANT	0.00	55,489.00	55,489.00	-55,489.00	99,952.00	0.00
10R965 4999 0000 00 000000	ESSER III GRANT	0.00	0.00	0.00	0.00	0.00	0.00
10R--- 4--- ---- -- ------		0.00	404,849.09	404,849.09	-404,849.09	4,537,544.48	0.00
7000							
10R000 7110 0000 20 000000	PERMANENT XFER FROM OM	0.00	0.00	0.00	0.00	0.00	0.00
10R000 7110 0000 40 000000	PERMANENT XFER FROM TRANSPORTA	0.00	0.00	0.00	0.00	0.00	0.00
10R000 7110 0000 70 000000	PERMANENT XFER FROM WORKING CA	0.00	0.00	0.00	0.00	0.00	0.00
10R--- 7--- ---- -- ------		0.00	0.00	0.00	0.00	0.00	0.00
10---- ---- ---- -- ------		0.00	858,292.81	858,292.81	-858,292.81	33,472,706.20	0.00

FDTLOC FUNC OBJ SJ SOURCE	Account Level Description	2021-22 Original Budget	July 2021-22 Monthly Activity	2021-22 FYTD Activity	2021-22 Available Funds	2020-21 FY Activity	2021-22 FYTD %
20	OPERATIONS & MAINTENANCE FUND						
1000	RECEIPTS/REVENUE FROM LOCAL SO						
20R000 1111 0000 00 000000	PROPRTY TAXES	0.00	0.00	0.00	0.00	3,984,848.40	0.00
20R000 1510 0000 00 000000	INTEREST: INVESTMENTS	0.00	917.85	917.85	-917.85	18,306.39	0.00
20R000 1910 0000 00 000000	RENTAL: BUILDINGS	0.00	0.00	0.00	0.00	0.00	0.00
20R000 1920 0000 00 000000	DONATIONS	0.00	0.00	0.00	0.00	0.00	0.00
20R000 1999 0000 00 000000	OTHER	0.00	0.00	0.00	0.00	14,289.01	0.00
20R000 1999 0000 01 000000	INSURANCE CLAIMS	0.00	0.00	0.00	0.00	0.00	0.00
20R000 1999 0000 02 000000	SETTLEMENT	0.00	0.00	0.00	0.00	926,460.10	0.00
20R--- 1--- ---- -- ------		0.00	917.85	917.85	-917.85	4,943,903.90	0.00
3000	RECEIPTS/REVENUE FROM STATE SO						
20R000 3001 0000 00 000000	EVIDENCE BASED FUNDING	0.00	0.00	0.00	0.00	0.00	0.00
20R000 3705 0000 00 000000	PRE K - ADAMS SCHOOL BLDG	0.00	0.00	0.00	0.00	21,909.00	0.00
20R000 3925 0000 00 000000	SCHOOL MAINTENANCE GRANT	0.00	0.00	0.00	0.00	0.00	0.00
20R--- 3--- ---- -- ------		0.00	0.00	0.00	0.00	21,909.00	0.00
7000							
20R000 7110 0000 20 000000	PERMANENT TRANSFER TO O&M	0.00	0.00	0.00	0.00	0.00	0.00
20R--- 7--- ---- -- ------		0.00	0.00	0.00	0.00	0.00	0.00
20---- ---- ---- -- ------		0.00	917.85	917.85	-917.85	4,965,812.90	0.00
21	O&M LEASE						
1000	RECEIPTS/REVENUE FROM LOCAL SO						
21R000 1111 0000 00 000000	TAXES: CURRENT YR LEVY	0.00	0.00	0.00	0.00	289,885.25	0.00
21R000 1510 0000 00 000000	INTEREST ON INVESTMENTS	0.00	42.29	42.29	-42.29	206.87	0.00
21R--- 1--- ---- -- ------		0.00	42.29	42.29	-42.29	290,092.12	0.00
21---- ---- ---- -- ------		0.00	42.29	42.29	-42.29	290,092.12	0.00

FDTLOC FUNC OBJ SJ SOURCE	Account Level Description	2021-22 Original Budget	July 2021-22 Monthly Activity	2021-22 FYTD Activity	2021-22 Available Funds	2020-21 FY Activity	2021-22 FYTD %
30	DEBT SERVICE FUND OR FUND GROU						
1000	RECEIPTS/REVENUE FROM LOCAL SO						
30R000 1112 0000 00 000000	TAXES: 1ST PRIOR YR LEVY	0.00	0.00	0.00	0.00	1,832,637.68	0.00
30R000 1210 0000 00 000000	TAXES: MOBILE HOME	0.00	0.00	0.00	0.00	0.00	0.00
30R000 1220 0000 00 000000	TAXES: MARION HOUSING	0.00	0.00	0.00	0.00	0.00	0.00
30R000 1510 0000 00 000000	INTEREST: ON INVEST	0.00	3.37	3.37	-3.37	2,398.98	0.00
30R000 1999 0000 00 000000	Txfr Cap.Lease Principal	0.00	0.00	0.00	0.00	154.57	0.00
30R--- 1--- ---- -- ------		0.00	3.37	3.37	-3.37	1,835,191.23	0.00
7000							
30R000 7210 0000 00 000000	PRINCIPAL ON BONDS SOLD	0.00	0.00	0.00	0.00	0.00	0.00
30R000 7220 0000 00 000000	PREMIUM ON BONDS SOLD	0.00	0.00	0.00	0.00	0.00	0.00
30R000 7610 0000 00 000000	AS Bond Principal	0.00	0.00	0.00	0.00	695,000.00	0.00
30R000 7700 0000 00 000000	AS Bond Interest	0.00	0.00	0.00	0.00	92,433.50	0.00
30R--- 7--- ---- -- ------		0.00	0.00	0.00	0.00	787,433.50	0.00
30---- ---- ---- -- ------		0.00	3.37	3.37	-3.37	2,622,624.73	0.00
40	TRANSPORTATION FUND						
1000	RECEIPTS/REVENUE FROM LOCAL SO						
40R000 1113 0000 00 000000	PROPERTY TAXES	0.00	0.00	0.00	0.00	1,244,696.64	0.00
40R000 1510 0000 00 000000	INTEREST: INVEST	0.00	504.13	504.13	-504.13	8,834.81	0.00
40R000 1950 0000 12 000000	PRIOR YEAR REFUND	0.00	0.00	0.00	0.00	0.00	0.00
40R000 1999 0000 00 000000	TRANS: MISC. REIMB.	0.00	0.00	0.00	0.00	0.00	0.00
40R--- 1--- ---- -- ------		0.00	504.13	504.13	-504.13	1,253,531.45	0.00
3000	RECEIPTS/REVENUE FROM STATE SO						
40R000 3500 0000 00 000000	STATE REIMB: REG	0.00	119,165.86	119,165.86	-119,165.86	479,434.49	0.00
40R--- 3--- ---- -- ------		0.00	119,165.86	119,165.86	-119,165.86	479,434.49	0.00
40---- ---- ---- -- ------		0.00	119,669.99	119,669.99	-119,669.99	1,732,965.94	0.00

FDTLOC FUNC OBJ SJ SOURCE	Account Level Description	2021-22 Original Budget	July 2021-22 Monthly Activity	2021-22 FYTD Activity	2021-22 Available Funds	2020-21 FY Activity	2021-22 FYTD %
50	SOCIAL SECURITY/MEDICARE						
1000	RECEIPTS/REVENUE FROM LOCAL SO						
50R000 1150 0000 00 000000	PROPERTY TAXES - SOCIAL SECURI	0.00	0.00	0.00	0.00	698,715.46	0.00
50R000 1510 0000 00 000000	INTEREST: CHECKING	0.00	139.23	139.23	-139.23	2,302.15	0.00
50R--- 1--- ---- -- ------		0.00	139.23	139.23	-139.23	701,017.61	0.00
50---- ---- ---- -- ------		0.00	139.23	139.23	-139.23	701,017.61	0.00
51	ILLINOIS MUNICIPAL RETIREMENT						
1000	RECEIPTS/REVENUE FROM LOCAL SO						
51R000 1114 0000 00 000000	Property Taxes - IMRF	0.00	0.00	0.00	0.00	261,591.13	0.00
51R000 1230 0000 00 000000	TAXES: CORP PERS PROP REPLMT	0.00	0.00	0.00	0.00	45,000.00	0.00
51R000 1510 0000 00 000000	INTEREST ON INVESTMENTS	0.00	95.37	95.37	-95.37	3,156.04	0.00
51R--- 1--- ---- -- ------		0.00	95.37	95.37	-95.37	309,747.17	0.00
51---- ---- ---- -- ------		0.00	95.37	95.37	-95.37	309,747.17	0.00
60	CAPITAL PROJECTS FUND OR FUND						
1000	RECEIPTS/REVENUE FROM LOCAL SO						
60R000 1510 0000 00 000000	INTEREST	0.00	591.85	591.85	-591.85	7,150.07	0.00
60R000 1983 0000 00 000000	SALES TAX	0.00	0.00	0.00	0.00	2,811,733.38	0.00
60R--- 1--- ---- -- ------		0.00	591.85	591.85	-591.85	2,818,883.45	0.00
4000	RECEIPTS/REVENUE FROM FEDERAL						
60R000 4999 0000 00 000000	FEMA Lincoln Safe Room	0.00	0.00	0.00	0.00	0.00	0.00
60R--- 4--- ---- -- ------		0.00	0.00	0.00	0.00	0.00	0.00
60---- ---- ---- -- ------		0.00	591.85	591.85	-591.85	2,818,883.45	0.00

FDTLOC FUNC OBJ SJ SOURCE	Account Level Description	2021-22 Original Budget	July 2021-22 Monthly Activity	2021-22 FYTD Activity	2021-22 Available Funds	2020-21 FY Activity	2021-22 FYTD %
70	WORKING CASH FUND						
1000	RECEIPTS/REVENUE FROM LOCAL SO						
70R000 1115 0000 00 000000	PROPERTY TAXES	0.00	0.00	0.00	0.00	864.90	0.00
70R000 1510 0000 00 000000	INTEREST: INVEST	0.00	3.79	3.79	-3.79	57.76	0.00
70R--- 1--- ---- -- ------		0.00	3.79	3.79	-3.79	922.66	0.00
70---- ---- ---- -- ------		0.00	3.79	3.79	-3.79	922.66	0.00
80	TORT IMMUNITY AND JUDGMENT FUN						
1000	RECEIPTS/REVENUE FROM LOCAL SO						
80R000 1120 0000 00 000000	PROPERTY TAXES	0.00	0.00	0.00	0.00	497,994.97	0.00
80R000 1510 0000 00 000000	INTEREST ON INVESTMENTS	0.00	0.00	0.00	0.00	728.45	0.00
80R000 1999 0000 00 000000	REFUND ON WORKERS COMP	0.00	0.00	0.00	0.00	0.00	0.00
80R000 1999 0000 00 000001	OTHER	0.00	0.00	0.00	0.00	271.00	0.00
80R--- 1--- ---- -- ------		0.00	0.00	0.00	0.00	498,994.42	0.00
80---- ---- ---- -- ------		0.00	0.00	0.00	0.00	498,994.42	0.00
90	FIRE PREVENTION AND SAFETY FUN						
1000	RECEIPTS/REVENUE FROM LOCAL SO						
90R000 1118 0000 00 000000	PROPERTY TAXES	0.00	0.00	0.00	0.00	233,916.79	0.00
90R000 1510 0000 00 000000	INTEREST: ON INVEST	0.00	900.64	900.64	-900.64	12,000.38	0.00
90R--- 1--- ---- -- ------		0.00	900.64	900.64	-900.64	245,917.17	0.00
3000	RECEIPTS/REVENUE FROM STATE SO						
90R000 3925 0000 00 000000	MAINTENANCE GRANT	0.00	0.00	0.00	0.00	0.00	0.00
90R--- 3--- ---- -- ------		0.00	0.00	0.00	0.00	0.00	0.00

FDTLOC FUNC OBJ SJ SOURCE	Account Level Description	2021-22 Original Budget	July 2021-22 Monthly Activity	2021-22 FYTD Activity	2021-22 Available Funds	2020-21 FY Activity	2021-22 FYTD %
90	FIRE PREVENTION AND SAFETY FUN						
7000							
90R000 7210 0000 00 000000	SALE OF HLS BONDS	0.00	0.00	0.00	0.00	2,505,810.69	0.00
90R--- 7--- ---- -- ------		0.00	0.00	0.00	0.00	2,505,810.69	0.00
90---- ---- ---- -- ------		0.00	900.64	900.64	-900.64	2,751,727.86	0.00
Grand Revenue Totals		0.00	980,657.19	980,657.19	-980,657.19	50,165,495.06	0.00

Number of Accounts: 132

********** End of report **********

Account Number	Account Level Description Account Number	2021-22 Original Budget	July 2021-22 Monthly Activity	2021-22 FYTD Activity	2021-22 Available Funds	Encumbered Amount	2020-21 FY Activity	2021-22 FYTD %
10	EDUCATIONAL FUND							
10E960 1100 1150 30 000000	ESSER II SALARIES NON CERTI	0.00	40,370.00	40,370.00	-40,370.00	0.00	6,420.00	0.00
10E960 1100 1300 30 000000	ESSER II SALARIES CERTIFY	0.00	108,239.85	108,239.85	-108,239.85	0.00	23,228.40	0.00
10E960 1100 2100 30 000000		0.00	11,892.95	11,892.95	-11,892.95	0.00	2,245.36	0.00
10E960 1100 2110 30 000000		0.00	9,946.20	9,946.20	-9,946.20	0.00	2,297.32	0.00
10E960 1100 2120 30 000000		0.00	1,230.31	1,230.31	-1,230.31	0.00	139.24	0.00
10E960 1100 2170 30 000000		0.00	688.37	688.37	-688.37	0.00	148.71	0.00
10E960 1100 2220 30 000000		0.00	2,451.42	2,451.42	-2,451.42	0.00	657.54	0.00
10E960 1100 2250 30 000000		0.00	1,786.48	1,786.48	-1,786.48	0.00	551.36	0.00
10E960 1100 3190 30 000000	ESSER II PURCHASE SERVICES	0.00	46,767.00	46,767.00	-93,767.00	47,000.00	11,760.00	0.00
10E960 1100 4100 30 000000	ESSER II INSTRUCTION SUPPLI	0.00	60,321.93	60,321.93	-60,321.93	0.00	72,862.06	0.00
10E000 1101 1120 00 000001	SETTLEMENT SALARY	0.00	0.00	0.00	0.00	0.00	0.00	0.00
10E000 1101 1120 00 000002	CONTRACT EXTENSION 1400	0.00	0.00	0.00	0.00	0.00	148,400.00	0.00
10E105 1101 1120 00 000000	ADAMS TEACHER SALARY	0.00	60,863.26	60,863.26	-60,863.26	0.00	709,824.52	0.00
10E107 1101 1120 00 000000	JEFFERSON TEACHER SALARY	0.00	61,861.86	61,861.86	-61,861.86	0.00	886,767.40	0.00
10E108 1101 1120 00 000000	LINCOLN TEACHER SALARY	0.00	155,276.52	155,276.52	-155,276.52	0.00	1,884,158.14	0.00
10E109 1101 1120 00 000000	LONGFELLOW TEACHER SALARY	0.00	66,586.06	66,586.06	-66,586.06	0.00	895,549.52	0.00
10E110 1101 1120 00 000000	WASHINGTON TEACHER SALARY	0.00	129,903.38	129,903.38	-129,903.38	0.00	1,687,070.54	0.00
10E105 1101 1130 00 000000	ADAMS SALARY INCREMENT	0.00	497.84	497.84	-497.84	0.00	6,182.68	0.00
10E107 1101 1130 00 000000	JEFFERSON SALARY INCREMENT	0.00	0.00	0.00	0.00	0.00	240.00	0.00
10E108 1101 1130 00 000000	LINCOLN SALARY INCREMENT	0.00	0.00	0.00	0.00	0.00	0.00	0.00
10E109 1101 1130 00 000000	LONGFELLOW SALARY INCREMENT	0.00	0.00	0.00	0.00	0.00	0.00	0.00
10E110 1101 1130 00 000000	WASHINGTON SALARY INCREMENT	0.00	0.00	0.00	0.00	0.00	270.00	0.00
10E107 1101 1140 00 000000	JEFFERSON AFTER SCHOOL TUTO	0.00	0.00	0.00	0.00	0.00	0.00	0.00
10E108 1101 1140 00 000000	LINCOLN AFTER SCHOOL TUTORS	0.00	0.00	0.00	0.00	0.00	0.00	0.00
10E109 1101 1140 00 000000	LONGFELLOW AFTER SCHOOL TUT	0.00	0.00	0.00	0.00	0.00	0.00	0.00
10E110 1101 1140 00 000000	WASHINGTON AFTER SCHOOL TUT	0.00	0.00	0.00	0.00	0.00	2,168.39	0.00
10E000 1101 1150 00 000000	ELEM REGISTRATION SALARY	0.00	0.00	0.00	0.00	0.00	340.00	0.00
10E105 1101 1150 00 000000	ADAMS MEDIA AIDE	0.00	0.00	0.00	0.00	0.00	12,346.91	0.00
10E105 1101 1150 00 000001	ELEM TEACHER AIDE	0.00	0.00	0.00	0.00	0.00	3,226.68	0.00
10E107 1101 1150 00 000000	JEFFERSON MEDIA AIDE	0.00	0.00	0.00	0.00	0.00	14,219.97	0.00
10E108 1101 1150 00 000000	LINCOLN MEDIA AIDE	0.00	0.00	0.00	0.00	0.00	0.00	0.00
10E109 1101 1150 00 000000	LONGFELLOW MEDIA AIDE	0.00	0.00	0.00	0.00	0.00	13,084.46	0.00
10E110 1101 1150 00 000000	WASHINGTON MEDIA AIDE	0.00	0.00	0.00	0.00	0.00	17,114.24	0.00
10E000 1101 1200 00 000000	ELEM SUB TEACHER	0.00	0.00	0.00	0.00	0.00	5,515.00	0.00
10E105 1101 1200 00 000000	ADAMS SUB TEACHER	0.00	0.00	0.00	0.00	0.00	6,840.00	0.00
10E107 1101 1200 00 000000	JEFFERSON SUB TEACHER	0.00	0.00	0.00	0.00	0.00	20,430.00	0.00
10E108 1101 1200 00 000000	LINCOLN SUB TEACHER	0.00	0.00	0.00	0.00	0.00	56,525.00	0.00
10E109 1101 1200 00 000000	LONGFELLOW SUB TEACHER	0.00	0.00	0.00	0.00	0.00	12,100.00	0.00

Account Number	Account Level Description Account Number	2021-22 Original Budget	July 2021-22 Monthly Activity	2021-22 FYTD Activity	2021-22 Available Funds	Encumbered Amount	2020-21 FY Activity	2021-22 FYTD %
10	EDUCATIONAL FUND							
10E110 1101 1200 00 000000	WASHINGTON SUB TEACHER	0.00	0.00	0.00	0.00	0.00	35,870.00	0.00
10E105 1101 1250 00 000000	ADAMS MEDIA AIDE SUB	0.00	0.00	0.00	0.00	0.00	0.00	0.00
10E107 1101 1250 00 000000	JEFFERSON MEDIA AIDE SUB	0.00	0.00	0.00	0.00	0.00	16.50	0.00
10E108 1101 1250 00 000000	LINCOLN MEDIA AIDE SUB	0.00	0.00	0.00	0.00	0.00	0.00	0.00
10E109 1101 1250 00 000000	LONGFELLOW MEDIA AIDE SUB	0.00	0.00	0.00	0.00	0.00	0.00	0.00
10E110 1101 1250 00 000000	WASHINGTON MEDIA AIDE SUB	0.00	0.00	0.00	0.00	0.00	0.00	0.00
10E105 1101 1300 00 000000	ADAMS SALARY EXTRA	0.00	0.00	0.00	0.00	0.00	0.00	0.00
10E107 1101 1300 00 000000	JEFFERSON SALARY EXTRA	0.00	0.00	0.00	0.00	0.00	0.00	0.00
10E108 1101 1300 00 000000	LINCOLN SALARY EXTRA	0.00	0.00	0.00	0.00	0.00	97.50	0.00
10E109 1101 1300 00 000000	LONGFELLOW SALARY EXTRA	0.00	0.00	0.00	0.00	0.00	30.00	0.00
10E110 1101 1300 00 000000	WASHINGTON SALARY EXTRA	0.00	0.00	0.00	0.00	0.00	2,070.00	0.00
10E107 1101 2100 00 000000	JEFFERSON TRS-R	0.00	0.00	0.00	0.00	0.00	0.00	0.00
10E108 1101 2100 00 000000	LINCOLN TRS-R	0.00	0.00	0.00	0.00	0.00	0.00	0.00
10E109 1101 2100 00 000000	LONGFELLOW TRS-R	0.00	0.00	0.00	0.00	0.00	0.00	0.00
10E110 1101 2100 00 000000	WASHINGTON TRS-R	0.00	0.00	0.00	0.00	0.00	7.22	0.00
10E000 1101 2110 00 000000	ELEM TEACHER RETIREMENT	0.00	0.00	0.00	0.00	0.00	8.90	0.00
10E000 1101 2110 00 000002		0.00	0.00	0.00	0.00	0.00	14,676.76	0.00
10E105 1101 2110 00 000000	ADAMS TRS	0.00	0.00	0.00	0.00	0.00	73,044.60	0.00
10E107 1101 2110 00 000000	JEFFERSON TRS	0.00	0.00	0.00	0.00	0.00	86,750.14	0.00
10E108 1101 2110 00 000000	LINCOLN TRS	0.00	0.00	0.00	0.00	0.00	188,407.93	0.00
10E109 1101 2110 00 000000	LONGFELLOW TRS	0.00	0.00	0.00	0.00	0.00	88,180.66	0.00
10E110 1101 2110 00 000000	WASHINGTON TRS	0.00	0.00	0.00	0.00	0.00	169,488.95	0.00
10E105 1101 2120 00 000000	ADAMS IMRF	0.00	0.00	0.00	0.00	0.00	581.76	0.00
10E107 1101 2120 00 000000	JEFFERSON IMRF	0.00	0.00	0.00	0.00	0.00	670.81	0.00
10E108 1101 2120 00 000000	LINCOLN IMRF	0.00	0.00	0.00	0.00	0.00	0.00	0.00
10E109 1101 2120 00 000000	LONGFELLOW IMRF	0.00	0.00	0.00	0.00	0.00	616.55	0.00
10E110 1101 2120 00 000000	WASHINGTON IMRF	0.00	0.00	0.00	0.00	0.00	908.60	0.00
10E000 1101 2170 00 000000	ELEM TRS .58%	0.00	0.00	0.00	0.00	0.00	30.49	0.00
10E000 1101 2170 00 000002		0.00	0.00	0.00	0.00	0.00	949.76	0.00
10E105 1101 2170 00 000000	ADAMS TRS .58%	0.00	0.00	0.00	0.00	0.00	4,751.68	0.00
10E107 1101 2170 00 000000	JEFFERSON TRS .58%	0.00	0.00	0.00	0.00	0.00	5,681.53	0.00
10E108 1101 2170 00 000000	LINCOLN TRS .58%	0.00	0.00	0.00	0.00	0.00	12,427.91	0.00
10E109 1101 2170 00 000000	LONGFELLOW TRS .58%	0.00	0.00	0.00	0.00	0.00	5,763.52	0.00
10E110 1101 2170 00 000000	WASHINGTON TRS .58%	0.00	0.00	0.00	0.00	0.00	11,090.46	0.00
10E000 1101 2180 00 000001	TRS SETTLEMENT	0.00	0.00	0.00	0.00	0.00	10,516.16	0.00
10E105 1101 2220 00 000000	ADAMS HEALTH INSURANCE	0.00	9,823.32	9,823.32	-9,823.32	0.00	113,165.22	0.00
10E105 1101 2220 00 000001	ADAMS HEALTH INS AIDE	0.00	0.00	0.00	0.00	0.00	2,994.62	0.00
10E107 1101 2220 00 000000	JEFFERSON HEALTH INSURANCE	0.00	7,007.92	7,007.92	-7,007.92	0.00	108,018.14	0.00

Account Number	Account Level Description Account Number	2021-22 Original Budget	July 2021-22 Monthly Activity	2021-22 FYTD Activity	2021-22 Available Funds	Encumbered Amount	2020-21 FY Activity	2021-22 FYTD %
10	EDUCATIONAL FUND							
10E108 1101 2220 00 000000	LINCOLN HEALTH INSURANCE	0.00	22,011.84	22,011.84	-22,011.84	0.00	265,076.32	0.00
10E109 1101 2220 00 000000	LONGFELLOW HEALTH INSURANCE	0.00	8,831.18	8,831.18	-8,831.18	0.00	111,150.86	0.00
10E110 1101 2220 00 000000	WASHINGTON HEALTH INSURANCE	0.00	17,661.26	17,661.26	-17,661.26	0.00	227,248.94	0.00
10E000 1101 2250 00 000000	ELEM TRS HEALTH INS	0.00	0.00	0.00	0.00	0.00	46.30	0.00
10E000 1101 2250 00 000002		0.00	0.00	0.00	0.00	0.00	3,498.74	0.00
10E105 1101 2250 00 000000	ADAMS TRS HEALTH INS	0.00	0.00	0.00	0.00	0.00	17,413.50	0.00
10E107 1101 2250 00 000000	JEFFERSON TRS HEALTH INS	0.00	0.00	0.00	0.00	0.00	20,864.52	0.00
10E108 1101 2250 00 000000	LINCOLN TRS HEALTH INS	0.00	0.00	0.00	0.00	0.00	45,243.84	0.00
10E109 1101 2250 00 000000	LONGFELLOW TRS HEALTH INSUR	0.00	0.00	0.00	0.00	0.00	21,058.10	0.00
10E110 1101 2250 00 000000	WASHINGTON TRS HEALTH INS	0.00	0.00	0.00	0.00	0.00	40,377.38	0.00
10E000 1101 3190 00 000000	ELEM OTHER PURCHASED SERV	0.00	0.00	0.00	0.00	0.00	16,798.90	0.00
10E105 1101 3190 00 000000	ADAMS OTHER PURCHASED SERVI	0.00	150.00	150.00	-150.00	0.00	1,560.00	0.00
10E107 1101 3190 00 000000	JEFFERSON OTHER PURCHASED S	0.00	0.00	0.00	0.00	0.00	0.00	0.00
10E108 1101 3190 00 000000	LINCOLN OTHER PURCHASED SER	0.00	0.00	0.00	0.00	0.00	250.00	0.00
10E109 1101 3190 00 000000	LONGFELLOW OTHER PURCHASED	0.00	0.00	0.00	0.00	0.00	0.00	0.00
10E110 1101 3190 00 000000	WASHINGTON OTHER PURCHASED	0.00	0.00	0.00	0.00	0.00	0.00	0.00
10E105 1101 3230 00 000000	ADAMS EQUIP MAINT/USAGE	0.00	0.00	0.00	0.00	0.00	0.00	0.00
10E107 1101 3230 00 000000	JEFFERSON EQUIP MAINT/USAGE	0.00	0.00	0.00	0.00	0.00	0.00	0.00
10E108 1101 3230 00 000000	LINCOLN EQUIP MAINT/USAGE	0.00	0.00	0.00	0.00	0.00	129.00	0.00
10E109 1101 3230 00 000000	LONGFELLOW EQUIP MAINT/USAG	0.00	0.00	0.00	0.00	0.00	0.00	0.00
10E110 1101 3230 00 000000	WASHINGTON EQUIP MAINT/USAG	0.00	0.00	0.00	0.00	0.00	0.00	0.00
10E105 1101 3320 00 000000	ADAMS TRAVEL	0.00	128.00	128.00	-128.00	0.00	287.00	0.00
10E107 1101 3320 00 000000	JEFFERSON TRAVEL	0.00	0.00	0.00	-199.00	0.00	120.00	0.00
10E108 1101 3320 00 000000	LINCOLN TRAVEL	0.00	0.00	0.00	0.00	0.00	492.50	0.00
10E109 1101 3320 00 000000	LONGFELLOW TRAVEL	0.00	240.80	240.80	-240.80	0.00	187.61	0.00
10E110 1101 3320 00 000000	WASHINGTON TRAVEL	0.00	0.00	0.00	0.00	0.00	426.46	0.00
10E000 1101 3400 00 000000	ELEM COMMUNICATION/POSTAGE	0.00	0.00	0.00	0.00	0.00	11,567.47	0.00
10E105 1101 3400 00 000000	ADAMS POSTAGE	0.00	0.00	0.00	0.00	0.00	700.86	0.00
10E107 1101 3400 00 000000	JEFFERSON POSTAGE	0.00	105.30	105.30	-105.30	0.00	808.34	0.00
10E108 1101 3400 00 000000	LINCOLN POSTAGE	0.00	0.00	0.00	0.00	0.00	1,441.00	0.00
10E109 1101 3400 00 000000	LONGFELLOW POSTAGE	0.00	0.00	0.00	0.00	0.00	663.86	0.00
10E110 1101 3400 00 000000	WASHINGTON POSTAGE	0.00	0.00	0.00	0.00	0.00	1,649.39	0.00
10E105 1101 3600 00 000000	ADAMS COPIER	0.00	0.00	0.00	0.00	0.00	2,321.20	0.00
10E107 1101 3600 00 000000	JEFFERSON COPIER	0.00	0.00	0.00	0.00	0.00	3,689.32	0.00
10E108 1101 3600 00 000000	LINCOLN COPIER	0.00	0.00	0.00	0.00	0.00	4,390.98	0.00
10E109 1101 3600 00 000000	LONGFELLOW COPIER	0.00	0.00	0.00	0.00	0.00	2,274.71	0.00
10E110 1101 3600 00 000000	WASHINGTON COPIER	0.00	0.00	0.00	0.00	0.00	4,572.74	0.00
10E000 1101 4100 00 000000	ELEM SUPPLIES	0.00	2,985.99	2,985.99	-2,985.99	0.00	76,286.89	0.00

Account Number	Account Level Description Account Number	2021-22 Original Budget	July 2021-22 Monthly Activity	2021-22 FYTD Activity	2021-22 Available Funds	Encumbered Amount	2020-21 FY Activity	2021-22 FYTD %
10	EDUCATIONAL FUND							
10E000 1101 4100 00 000001	DONATION SUPPLIES	0.00	903.51	903.51	-903.51	0.00	7,976.03	0.00
10E105 1101 4100 00 000000	ADAMS SUPPLIES	0.00	634.07	634.07	-1,020.65	386.58	16,003.41	0.00
10E107 1101 4100 00 000000	JEFFERSON SUPPLIES	0.00	233.20	233.20	-988.71	755.51	14,431.99	0.00
10E108 1101 4100 00 000000	LINCOLN SUPPLIES	0.00	2,003.40	2,003.40	-2,392.90	252.00	11,229.99	0.00
10E109 1101 4100 00 000000	LONGFELLOW SUPPLIES	0.00	26.40	26.40	-1,731.21	1,704.81	8,243.38	0.00
10E110 1101 4100 00 000000	WASHINGTON SUPPLIES	0.00	555.69	555.69	-2,287.54	1,731.85	14,755.03	0.00
10E105 1101 4130 00 000000	ADAMS VOCAL MUSIC	0.00	0.00	0.00	0.00	0.00	0.00	0.00
10E107 1101 4130 00 000000	JEFFERSON VOCAL MUSIC	0.00	0.00	0.00	0.00	0.00	0.00	0.00
10E108 1101 4130 00 000000	LINCOLN VOCAL MUSIC	0.00	0.00	0.00	0.00	0.00	0.00	0.00
10E109 1101 4130 00 000000	LONGFELLOW VOCAL MUSIC	0.00	0.00	0.00	0.00	0.00	0.00	0.00
10E110 1101 4130 00 000000	WASHINGTON VOCAL MUSIC	0.00	0.00	0.00	0.00	0.00	0.00	0.00
10E105 1101 4140 00 000000	ADAMS INSTRUMENTAL MUSIC	0.00	0.00	0.00	-687.00	687.00	761.04	0.00
10E000 1101 4200 00 000000	ELEM TEXTBOOKS	0.00	0.00	0.00	0.00	0.00	10,605.83	0.00
10E105 1101 4200 00 000000	ADAMS TEXTBOOKS	0.00	0.00	0.00	0.00	0.00	0.00	0.00
10E107 1101 4200 00 000000	JEFFERSON TEXTBOOKS	0.00	0.00	0.00	0.00	0.00	0.00	0.00
10E108 1101 4200 00 000000	LINCOLN TEXTBOOKS	0.00	0.00	0.00	0.00	0.00	0.00	0.00
10E109 1101 4200 00 000000	LONGFELLOW TEXTBOOKS	0.00	0.00	0.00	0.00	0.00	0.00	0.00
10E110 1101 4200 00 000000	WASHINGTON TEXTBOOKS	0.00	0.00	0.00	0.00	0.00	0.00	0.00
10E105 1101 5400 00 000000	ADAMS CAPITAL OUTLAY	0.00	0.00	0.00	0.00	0.00	0.00	0.00
10E107 1101 5400 00 000000	JEFFERSON CAPITAL OUTLAY	0.00	0.00	0.00	-1,855.00	1,855.00	579.00	0.00
10E108 1101 5400 00 000000	LINCOLN CAPITAL OUTLAY	0.00	0.00	0.00	0.00	0.00	3,622.31	0.00
10E109 1101 5400 00 000000	LONGFELLOW CAPITAL OUTLAY	0.00	0.00	0.00	-2,122.20	2,122.20	0.00	0.00
10E110 1101 5400 00 000000	WASHINGTON CAPITAL OUTLAY	0.00	0.00	0.00	0.00	0.00	539.99	0.00
10E105 1101 6400 00 000000	ADAMS DUES FEES	0.00	0.00	0.00	0.00	0.00	0.00	0.00
10E107 1101 6400 00 000000	JEFFERSON DUES FEES	0.00	0.00	0.00	0.00	0.00	0.00	0.00
10E108 1101 6400 00 000000	LINCOLN DUES FEES	0.00	0.00	0.00	0.00	0.00	0.00	0.00
10E109 1101 6400 00 000000	LONGFELLOW DUES FEES	0.00	0.00	0.00	0.00	0.00	0.00	0.00
10E110 1101 6400 00 000000	WASHINGTON DUES FEES	0.00	0.00	0.00	0.00	0.00	0.00	0.00
10E105 1101 8000 00 000000	ADAMS POST RETIRMENT	0.00	0.00	0.00	0.00	0.00	0.00	0.00
10E107 1101 8000 00 000000	JEFFERSON POST RETIRMENT	0.00	7,259.00	7,259.00	-7,259.00	0.00	8,734.00	0.00
10E108 1101 8000 00 000000	LINCOLN POST RETIRMENT	0.00	7,712.30	7,712.30	-7,712.30	0.00	0.00	0.00
10E109 1101 8000 00 000000	LONGFELLOW POST RETIREMENT	0.00	7,355.00	7,355.00	-7,355.00	0.00	0.00	0.00
10E110 1101 8000 00 000000	WASHINGTON POST RETIRMENT	0.00	9,872.23	9,872.23	-9,872.23	0.00	4,429.09	0.00
10E204 1102 1120 00 000000	JH SALARY	0.00	218,412.92	218,412.92	-218,412.92	0.00	2,793,044.72	0.00
10E204 1102 1130 00 000000	JH TEACHER INCREMENT	0.00	1,642.90	1,642.90	-1,642.90	0.00	19,639.44	0.00
10E204 1102 1200 00 000000	JH SUB TEACHER SALARY	0.00	0.00	0.00	0.00	0.00	34,450.00	0.00
10E204 1102 1300 00 000000	JH SALARY EXTRA	0.00	0.00	0.00	0.00	0.00	3,585.60	0.00
10E204 1102 2110 00 000000	JH TEACHER RETIREMENT	0.00	0.00	0.00	0.00	0.00	277,174.92	0.00

Account Number	Account Level Description Account Number	2021-22 Original Budget	July 2021-22 Monthly Activity	2021-22 FYTD Activity	2021-22 Available Funds	Encumbered Amount	2020-21 FY Activity	2021-22 FYTD %
10	EDUCATIONAL FUND							
10E204 1102 2160 00 000000	TRS PAYMENT ADJUSTMENT	0.00	0.00	0.00	0.00	0.00	0.00	0.00
10E204 1102 2170 00 000000	JH TRS .58%	0.00	0.00	0.00	0.00	0.00	18,000.14	0.00
10E204 1102 2220 00 000000	JH HEALTH INSURANCE	0.00	30,092.16	30,092.16	-30,092.16	0.00	383,095.50	0.00
10E204 1102 2250 00 000000	JH TRS HEALTH INSURANCE	0.00	0.00	0.00	0.00	0.00	67,137.35	0.00
10E204 1102 3190 00 000000	JH PURCHASED SERVICES	0.00	842.21	842.21	-842.21	0.00	4,065.25	0.00
10E204 1102 3230 00 000000	JH EQUIPMENT MAINTENANCE/US	0.00	0.00	0.00	0.00	0.00	252.70	0.00
10E204 1102 3320 00 000000	JH TRAVEL	0.00	0.00	0.00	-357.77	357.77	1,956.75	0.00
10E204 1102 3400 00 000000	JH COMMUNICATION/POSTAGE	0.00	0.00	0.00	0.00	0.00	2,946.04	0.00
10E204 1102 3600 00 000000	JH COPYING	0.00	0.00	0.00	0.00	0.00	6,941.02	0.00
10E204 1102 4100 00 000000	JH SUPPLIES	0.00	13,241.73	13,241.73	-24,475.60	11,233.87	19,553.07	0.00
10E204 1102 4100 00 000001	Donation/Student Council Su	0.00	0.00	0.00	-1,930.50	1,930.50	0.00	0.00
10E204 1102 4110 00 000000	JH RE-SALE ITEMS	0.00	0.00	0.00	0.00	0.00	7,155.00	0.00
10E204 1102 4130 00 000000	JH VOCAL MUSIC	0.00	0.00	0.00	0.00	0.00	3,967.51	0.00
10E204 1102 4140 00 000000	JH INSTRUMENTAL MUSIC	0.00	176.00	176.00	-3,080.50	2,904.50	5,582.15	0.00
10E204 1102 4200 00 000000	JH TEXTBOOKS	0.00	71,847.33	71,847.33	-71,847.33	0.00	61,093.64	0.00
10E204 1102 5400 00 000000	JH CAPITAL OUTLAY	0.00	955.19	955.19	-1,854.19	899.00	639.00	0.00
10E204 1102 5400 00 000001	JH CAPITAL OUTLAY 2500+	0.00	0.00	0.00	0.00	0.00	0.00	0.00
10E204 1102 5440 00 000000	JH CAPITAL OUTLAY MUSIC	0.00	0.00	0.00	-9,774.80	9,475.30	11,551.75	0.00
10E204 1102 6400 00 000000	JH DUES/FEES	0.00	0.00	0.00	0.00	0.00	1,159.50	0.00
10E204 1102 8000 00 000000	JH POST RETIREMENT	0.00	11,359.00	11,359.00	-11,359.00	0.00	40,665.66	0.00
10E105 1103 1120 00 000000	HS EXT TEACHER SALARY	0.00	16,429.58	16,429.58	-16,429.58	0.00	193,065.12	0.00
10E303 1103 1120 00 000000	HS SALARY	0.00	301,998.08	301,998.08	-301,998.08	0.00	3,873,751.25	0.00
10E303 1103 1130 00 000000	HS SALARY INCREMENT	0.00	6,698.78	6,698.78	-6,698.78	0.00	87,522.70	0.00
10E303 1103 1130 00 000001	HS 3 CIRCLE AG GRANT SALARY	0.00	0.00	0.00	0.00	0.00	9,017.89	0.00
10E303 1103 1130 00 000002	LOCAL 3 CIRCLE AG GRANT SAL	0.00	1,577.34	1,577.34	-1,577.34	0.00	7,627.38	0.00
10E303 1103 1150 00 000000	HS SALARY AIDE/EXTRA	0.00	0.00	0.00	0.00	0.00	0.00	0.00
10E105 1103 1200 00 000000	ADAMS SUB TEACHER	0.00	0.00	0.00	0.00	0.00	630.00	0.00
10E303 1103 1200 00 000000	HS SUB TEACHER	0.00	0.00	0.00	0.00	0.00	77,735.00	0.00
10E303 1103 1300 00 000000	HS SALARY EXTRA	0.00	345.00	345.00	-345.00	0.00	2,475.00	0.00
10E105 1103 2110 00 000000	HS TRS 9.4% Adams	0.00	0.00	0.00	0.00	0.00	19,304.98	0.00
10E303 1103 2110 00 000000	HS TRS 9%	0.00	34.12	34.12	-34.12	0.00	386,370.81	0.00
10E303 1103 2110 00 000001	HS 3 CIRCLE AG GRANT TRS 9%	0.00	0.00	0.00	0.00	0.00	898.34	0.00
10E303 1103 2110 00 000002	LOCAL 3 CIRCLE AG GRANT TRS	0.00	0.00	0.00	0.00	0.00	767.74	0.00
10E303 1103 2120 00 000000	HS IMRF	0.00	301.06	301.06	-301.06	0.00	3,612.15	0.00
10E105 1103 2170 00 000000	HS TRS .58% Adams	0.00	0.00	0.00	0.00	0.00	1,253.05	0.00
10E303 1103 2170 00 000000	HS TRS .58%	0.00	2.21	2.21	-2.21	0.00	25,366.00	0.00
10E303 1103 2170 00 000001	HS 3 CIRCLE AG GRANT .58%	0.00	0.00	0.00	0.00	0.00	58.10	0.00
10E303 1103 2170 00 000002	LOCAL 3 CIRCLE AG GR TRS .5	0.00	0.00	0.00	0.00	0.00	49.67	0.00

Account Number	Account Level Description Account Number	2021-22 Original Budget	July 2021-22 Monthly Activity	2021-22 FYTD Activity	2021-22 Available Funds	Encumbered Amount	2020-21 FY Activity	2021-22 FYTD %
10	EDUCATIONAL FUND							
10E105 1103 2220 00 000000	HS EXT HEALTH INSURANCE	0.00	2,883.70	2,883.70	-2,883.70	0.00	34,342.22	0.00
10E303 1103 2220 00 000000	HS HEALTH INSURANCE	0.00	42,887.64	42,887.64	-42,887.64	0.00	540,118.00	0.00
10E303 1103 2225 00 000002	LOCAL 3 CIRCLE AG GR TRS TH	0.00	0.00	0.00	0.00	0.00	0.00	0.00
10E105 1103 2250 00 000000	HS TRS Health ADAMS	0.00	0.00	0.00	0.00	0.00	4,638.67	0.00
10E303 1103 2250 00 000000	HS TRS HEALTH INSURANCE	0.00	5.95	5.95	-5.95	0.00	92,873.55	0.00
10E303 1103 2250 00 000001	HS 3 CIRCLE AG GRANT TRS H.	0.00	0.00	0.00	0.00	0.00	225.96	0.00
10E303 1103 2250 00 000002	LOCAL 3 CIRCLE TRS HEALTH I	0.00	0.00	0.00	0.00	0.00	192.61	0.00
10E303 1103 3190 00 000000	HS PURCHASED SERVICES	0.00	30,416.18	30,416.18	-33,630.14	3,213.96	36,839.23	0.00
10E303 1103 3190 00 000001	HS OTHER PURCHASED SERVICES	0.00	0.00	0.00	0.00	0.00	0.00	0.00
10E303 1103 3190 00 000002	HS TUITION	0.00	250.00	250.00	-250.00	0.00	9,669.00	0.00
10E303 1103 3220 00 000000	HS CLEANING SERVICES	0.00	0.00	0.00	-1,458.75	0.00	4,155.70	0.00
10E303 1103 3230 00 000000	HS EQUIP MAINT/USAGE	0.00	0.00	0.00	0.00	0.00	0.00	0.00
10E303 1103 3320 00 000000	HS TRAVEL	0.00	0.00	0.00	0.00	0.00	1,248.77	0.00
10E303 1103 3400 00 000000	HS COMMUNICATION/POSTAGE	0.00	0.00	0.00	0.00	0.00	5,522.12	0.00
10E303 1103 3600 00 000000	HS COPIERS	0.00	0.00	0.00	0.00	0.00	9,413.43	0.00
10E303 1103 3630 00 000000	HS YEARBOOK	0.00	0.00	0.00	0.00	0.00	2,400.00	0.00
10E000 1103 4100 00 000001	DIST. CLASS/OFF FURN	0.00	0.00	0.00	-11,764.00	11,764.00	32,151.87	0.00
10E303 1103 4100 00 000000	HS SUPPLIES	0.00	4,854.70	4,854.70	-42,467.08	37,512.38	85,795.01	0.00
10E303 1103 4100 00 000003	MHS DR DONATION SUPPLIES	0.00	0.00	0.00	0.00	0.00	25,687.00	0.00
10E303 1103 4100 00 000004	HS AG GRANT SUPPLIES	0.00	75.00	75.00	-219.00	144.00	2,554.13	0.00
10E303 1103 4100 00 000005	HS SUPPLIESR	0.00	0.00	0.00	-2,853.05	2,853.05	6,193.96	0.00
10E303 1103 4110 00 000000	HS RE-SALE ITEMS	0.00	0.00	0.00	0.00	0.00	1,930.50	0.00
10E303 1103 4130 00 000000	HS VOCAL MUSIC	0.00	0.00	0.00	-1,401.92	1,401.92	7,689.82	0.00
10E303 1103 4130 00 000001	MADIGRAL EXPENSE	0.00	0.00	0.00	0.00	0.00	1,273.25	0.00
10E303 1103 4130 00 000002	SPRING MUSICAL EXPENSE	0.00	0.00	0.00	-400.00	400.00	700.00	0.00
10E303 1103 4140 00 000000	HS INSTRUMENTAL MUSIC	0.00	0.00	0.00	-5,044.78	1,404.95	7,475.60	0.00
10E303 1103 4141 00 000000	BAND UNIFORMS	0.00	0.00	0.00	0.00	0.00	0.00	0.00
10E303 1103 4200 00 000000	HS TEXTBOOKS	0.00	2,518.78	2,518.78	-13,549.27	11,030.49	3,810.45	0.00
10E303 1103 5400 00 000000	HS CAPITAL OUTLAY	0.00	689.00	689.00	-689.00	0.00	1,368.00	0.00
10E303 1103 5400 00 000004	HS AG GRANT CAPITAL OUTLAY	0.00	0.00	0.00	0.00	0.00	646.93	0.00
10E303 1103 5440 00 000000	HS MUSIC CAPITAL OUTLAY	0.00	0.00	0.00	-5,960.95	5,960.95	1,495.00	0.00
10E303 1103 5440 00 000001	HS MUSIC DONATION EQUIP	0.00	0.00	0.00	0.00	0.00	0.00	0.00
10E303 1103 6400 00 000000	HS DUES/FEES	0.00	0.00	0.00	0.00	0.00	950.38	0.00
10E303 1103 8000 00 000000	HS POST RETIREMENT	0.00	6,825.00	6,825.00	-6,825.00	0.00	7,157.66	0.00
10E000 1200 3140 12 000000	WCSED - STIPENDS	0.00	0.00	0.00	0.00	0.00	0.00	0.00
10E902 1250 1120 30 000000	TITLE I SALARY	0.00	0.00	0.00	0.00	0.00	0.00	0.00
10E902 1250 1120 30 105000	ADAMS TITLE I SALARY	0.00	0.00	0.00	0.00	0.00	8,466.84	0.00
10E902 1250 1120 30 107000	JEFFERSON TITLE I SALARY	0.00	0.00	0.00	0.00	0.00	14,883.76	0.00

Account Number	Account Level Description Account Number	2021-22 Original Budget	July 2021-22 Monthly Activity	2021-22 FYTD Activity	2021-22 Available Funds	Encumbered Amount	2020-21 FY Activity	2021-22 FYTD %
10	EDUCATIONAL FUND							
10E902 1250 1120 30 108000	LINCOLN TITLE I SALARY	0.00	0.00	0.00	0.00	0.00	25,845.92	0.00
10E902 1250 1120 30 109000	LONGFELLOW TITLE I SALARY	0.00	0.00	0.00	0.00	0.00	26,614.08	0.00
10E902 1250 1120 30 110000	WASHINGTON TITLE I SALARY	0.00	0.00	0.00	0.00	0.00	23,528.56	0.00
10E930 1250 1120 30 000000	TITLE I: SAL, TEACHER	0.00	0.00	0.00	0.00	0.00	25,604.04	0.00
10E930 1250 1120 30 105000	ADAMS TITLE I SALARY	0.00	4,374.06	4,374.06	-4,374.06	0.00	43,740.60	0.00
10E930 1250 1120 30 107000	JEFFERSON TITLE I SALARY	0.00	7,773.12	7,773.12	-7,773.12	0.00	77,731.20	0.00
10E930 1250 1120 30 108000	LINCOLN TITLE I SALARY	0.00	5,645.80	5,645.80	-5,645.80	0.00	137,486.24	0.00
10E930 1250 1120 30 109000	LONGFELLOW TITLE I SALARY	0.00	7,056.76	7,056.76	-7,056.76	0.00	70,567.60	0.00
10E930 1250 1120 30 110000	WASHINGTON TITLE I SALARY	0.00	12,436.12	12,436.12	-12,436.12	0.00	205,746.16	0.00
10E935 1250 1120 00 000004	TITLE SIP JH SALARY	0.00	0.00	0.00	0.00	0.00	0.00	0.00
10E935 1250 1120 00 000005	TITLE SIP AD SALARY	0.00	0.00	0.00	0.00	0.00	0.00	0.00
10E960 1250 1120 30 000000	Esser II Salary	0.00	0.00	0.00	0.00	0.00	0.00	0.00
10E936 1250 1130 00 000004	Title SIP MJHS Stipend	0.00	0.00	0.00	0.00	0.00	30.00	0.00
10E936 1250 1130 00 000005	Title SIP Adams Stipend	0.00	0.00	0.00	0.00	0.00	0.00	0.00
10E940 1250 1190 30 000000	Esser Grant Salary	0.00	0.00	0.00	0.00	0.00	829.80	0.00
10E930 1250 1300 30 000000	TITLE I SUMMER SCHOOL	0.00	218,426.25	218,426.25	-218,426.25	0.00	0.00	0.00
10E902 1250 2100 30 000000	TITLE I FEDERAL TRS	0.00	0.00	0.00	0.00	0.00	0.00	0.00
10E902 1250 2100 30 105000	AD TITLE I TRS	0.00	0.00	0.00	0.00	0.00	0.00	0.00
10E902 1250 2100 30 107000	JE TITLE I TRS	0.00	0.00	0.00	0.00	0.00	0.00	0.00
10E902 1250 2100 30 108000	LI TITILE I TRS	0.00	0.00	0.00	0.00	0.00	0.00	0.00
10E902 1250 2100 30 109000	LO TITILE I TRS	0.00	0.00	0.00	0.00	0.00	0.00	0.00
10E902 1250 2100 30 110000	WA TITLE I TRS	0.00	0.00	0.00	0.00	0.00	0.00	0.00
10E930 1250 2100 30 000000	TITLE I: TRS BRD 10.5	0.00	24,706.92	24,706.92	-24,706.92	0.00	2,928.97	0.00
10E930 1250 2100 30 105000	AD TITLE I TRS	0.00	0.00	0.00	0.00	0.00	5,003.80	0.00
10E930 1250 2100 30 107000	JE TITLE I TRS	0.00	0.00	0.00	0.00	0.00	8,892.01	0.00
10E930 1250 2100 30 108000	LI TITLE I TRS	0.00	0.00	0.00	0.00	0.00	15,727.79	0.00
10E930 1250 2100 30 109000	LO TITILE I TRS	0.00	0.00	0.00	0.00	0.00	8,072.41	0.00
10E930 1250 2100 30 110000	WA TITLE I TRS	0.00	0.00	0.00	0.00	0.00	23,536.47	0.00
10E935 1250 2100 00 000004	TITLE SIP FED TRS	0.00	0.00	0.00	0.00	0.00	0.00	0.00
10E935 1250 2100 00 000005	TITLE SIP FED TRS	0.00	0.00	0.00	0.00	0.00	0.00	0.00
10E902 1250 2110 30 000000	TITLE I 9% TRS	0.00	0.00	0.00	0.00	0.00	0.00	0.00
10E902 1250 2110 30 105000	AD TITLE I TRS	0.00	0.00	0.00	0.00	0.00	0.00	0.00
10E902 1250 2110 30 107000	JE TITLE I TRS	0.00	0.00	0.00	0.00	0.00	0.00	0.00
10E902 1250 2110 30 108000	LI TITLE I TRS	0.00	0.00	0.00	0.00	0.00	0.00	0.00
10E902 1250 2110 30 109000	LO TITLE I TRS	0.00	0.00	0.00	0.00	0.00	0.00	0.00
10E902 1250 2110 30 110000	WA TITLE I TRS	0.00	0.00	0.00	0.00	0.00	0.00	0.00
10E930 1250 2110 30 000000	TITLE I: TRS BRD 9.8901%	0.00	21,549.16	21,549.16	-21,549.16	0.00	2,532.27	0.00
10E930 1250 2110 30 105000	AD TITLE I TRS	0.00	0.00	0.00	0.00	0.00	5,191.19	0.00

Account Number	Account Level Description Account Number	2021-22 Original Budget	July 2021-22 Monthly Activity	2021-22 FYTD Activity	2021-22 Available Funds	Encumbered Amount	2020-21 FY Activity	2021-22 FYTD %
10	EDUCATIONAL FUND							
10E930 1250 2110 30 107000	JE TITLE I TRS	0.00	0.00	0.00	0.00	0.00	9,225.32	0.00
10E930 1250 2110 30 108000	LI TITLE I TRS	0.00	0.00	0.00	0.00	0.00	14,714.31	0.00
10E930 1250 2110 30 109000	LO TITLE I TRS	0.00	0.00	0.00	0.00	0.00	8,375.04	0.00
10E930 1250 2110 30 110000	WA TITLE I TRS	0.00	0.00	0.00	0.00	0.00	22,808.21	0.00
10E935 1250 2110 00 000004	TITLE SIP TRS	0.00	0.00	0.00	0.00	0.00	0.00	0.00
10E935 1250 2110 00 000005	TITLE SIP TRS	0.00	0.00	0.00	0.00	0.00	0.00	0.00
10E902 1250 2120 30 000000	TITLE I IMRF	0.00	0.00	0.00	0.00	0.00	0.00	0.00
10E940 1250 2120 30 000000	Esser Grant-IMRF-Employee	0.00	0.00	0.00	0.00	0.00	0.00	0.00
10E940 1250 2140 30 000000	Esser Grant Medicare	0.00	0.00	0.00	0.00	0.00	0.00	0.00
10E902 1250 2170 30 000000	TITLE I .58% TRS	0.00	0.00	0.00	0.00	0.00	0.00	0.00
10E902 1250 2170 30 105000	AD TITLE I .58% TRS	0.00	0.00	0.00	0.00	0.00	0.00	0.00
10E902 1250 2170 30 107000	JE TITLE I .58% TRS	0.00	0.00	0.00	0.00	0.00	0.00	0.00
10E902 1250 2170 30 108000	LI TITLE I .58% TRS	0.00	0.00	0.00	0.00	0.00	0.00	0.00
10E902 1250 2170 30 109000	LO TITLE I .58% TRS	0.00	0.00	0.00	0.00	0.00	0.00	0.00
10E902 1250 2170 30 110000	WA TITLE I .58% TRS	0.00	0.00	0.00	0.00	0.00	0.00	0.00
10E930 1250 2170 30 000000	TITLE I: TRS .58%	0.00	1,398.02	1,398.02	-1,398.02	0.00	163.92	0.00
10E930 1250 2170 30 105000	AD TITLE I .58% TRS	0.00	0.00	0.00	0.00	0.00	335.98	0.00
10E930 1250 2170 30 107000	JE TITLE I .58% TRS	0.00	0.00	0.00	0.00	0.00	597.09	0.00
10E930 1250 2170 30 108000	LI TITLE I .58% TRS	0.00	0.00	0.00	0.00	0.00	952.53	0.00
10E930 1250 2170 30 109000	LO TITLE I .58% TRS	0.00	0.00	0.00	0.00	0.00	541.93	0.00
10E930 1250 2170 30 110000	WA TITLE I .58% TRS	0.00	0.00	0.00	0.00	0.00	1,476.41	0.00
10E936 1250 2170 00 000004		0.00	0.00	0.00	0.00	0.00	0.17	0.00
10E940 1250 2203 30 000000	Esser Grant Health insuranc	0.00	0.00	0.00	0.00	0.00	0.00	0.00
10E902 1250 2220 30 000000	TITLE I HEALTH INSURANCE	0.00	0.00	0.00	0.00	0.00	0.00	0.00
10E902 1250 2220 30 105000	AD TITLE I HEALTH INS	0.00	0.00	0.00	0.00	0.00	1,141.56	0.00
10E902 1250 2220 30 107000	JE TITLE I HEALTH INS	0.00	0.00	0.00	0.00	0.00	583.58	0.00
10E902 1250 2220 30 108000	LI TITLE I HEALTH INS	0.00	0.00	0.00	0.00	0.00	3,780.44	0.00
10E902 1250 2220 30 109000	LO TITLE I HEALTH INS	0.00	0.00	0.00	0.00	0.00	7,002.52	0.00
10E902 1250 2220 30 110000	WA TITLE I HEALTH INS	0.00	0.00	0.00	0.00	0.00	1,725.12	0.00
10E930 1250 2220 30 000000	TITLE I: HEALTH INSURANC	0.00	0.00	0.00	0.00	0.00	0.00	0.00
10E930 1250 2220 30 105000	AD TITLE I HEALTH INS	0.00	597.96	597.96	-597.96	0.00	5,979.60	0.00
10E930 1250 2220 30 107000	JE TITLE I HEALTH INS	0.00	307.80	307.80	-307.80	0.00	3,078.00	0.00
10E930 1250 2220 30 108000	LI TITLE I HEALTH INS	0.00	1,382.28	1,382.28	-1,382.28	0.00	19,204.44	0.00
10E930 1250 2220 30 109000	LO TITLE I HEALTH INS	0.00	2,352.92	2,352.92	-2,352.92	0.00	23,529.20	0.00
10E930 1250 2220 30 110000	WA TITLE I HEALTH INS	0.00	905.76	905.76	-905.76	0.00	16,590.60	0.00
10E940 1250 2220 30 000000	Esser Grant Health Insuranc	0.00	0.00	0.00	0.00	0.00	0.00	0.00
10E902 1250 2250 30 000000	TITLE I TRS HEALTH	0.00	0.00	0.00	0.00	0.00	0.00	0.00
10E902 1250 2250 30 105000	AD TITLE I TRS HEALTH	0.00	0.00	0.00	0.00	0.00	-20.26	0.00

Account Number	Account Level Description Account Number	2021-22 Original Budget	July 2021-22 Monthly Activity	2021-22 FYTD Activity	2021-22 Available Funds	Encumbered Amount	2020-21 FY Activity	2021-22 FYTD %
10	EDUCATIONAL FUND							
10E902 1250 2250 30 107000	JE TITLE I TRS HEALTH	0.00	0.00	0.00	0.00	0.00	-46.37	0.00
10E902 1250 2250 30 108000	LI TITLE I TRS HEALTH	0.00	0.00	0.00	0.00	0.00	204.50	0.00
10E902 1250 2250 30 109000	LO TITLE I TRS HEALTH	0.00	0.00	0.00	0.00	0.00	15.12	0.00
10E902 1250 2250 30 110000	WA TITLE I TRS HEALTH	0.00	0.00	0.00	0.00	0.00	186.16	0.00
10E930 1250 2250 30 000000	TITLE I: HEALTH INS .5%	0.00	3,762.81	3,762.81	-3,762.81	0.00	551.46	0.00
10E930 1250 2250 30 105000	AD TITLE I TRS HEALTH	0.00	0.00	0.00	0.00	0.00	1,154.69	0.00
10E930 1250 2250 30 107000	JE TITLE I TRS HEALTH	0.00	0.00	0.00	0.00	0.00	2,214.10	0.00
10E930 1250 2250 30 108000	LI TITLE I TRS HEALTH	0.00	0.00	0.00	0.00	0.00	3,528.69	0.00
10E930 1250 2250 30 109000	LO TITLE I TRS HEALTH	0.00	0.00	0.00	0.00	0.00	2,013.28	0.00
10E930 1250 2250 30 110000	WA TITLE I TRS HEALTH	0.00	0.00	0.00	0.00	0.00	5,474.23	0.00
10E936 1250 2250 00 000004	JH TITLE SIP TRS HEALTH	0.00	0.00	0.00	0.00	0.00	0.25	0.00
10E902 1250 3190 30 105000	ADAMS TITLE I PURCHASE SERV	0.00	0.00	0.00	0.00	0.00	0.00	0.00
10E902 1250 3190 30 107000	JEFFERSON TITLE I PURCHASE	0.00	0.00	0.00	0.00	0.00	0.00	0.00
10E902 1250 3190 30 108000	LINCOLN TITLE I PURCHASE SE	0.00	0.00	0.00	0.00	0.00	2,030.82	0.00
10E902 1250 3190 30 109000	LONFELLOW TITLE I PURCHASE	0.00	0.00	0.00	0.00	0.00	0.00	0.00
10E902 1250 3190 30 110000	WASHINGTO TITLE I PURCHASE	0.00	0.00	0.00	0.00	0.00	0.00	0.00
10E930 1250 3190 30 000000	Title I Contractual Service	0.00	0.00	0.00	0.00	0.00	0.00	0.00
10E930 1250 3190 30 105000	Title 1 Contractual Service	0.00	0.00	0.00	0.00	0.00	1,600.00	0.00
10E930 1250 3190 30 107000	Title 1 Contractual Service	0.00	0.00	0.00	0.00	0.00	5,000.00	0.00
10E930 1250 3190 30 108000	Title 1 Contractual Service	0.00	0.00	0.00	0.00	0.00	7,000.00	0.00
10E930 1250 3190 30 109000	Title 1 Contractual Serv	0.00	0.00	0.00	0.00	0.00	5,680.00	0.00
10E930 1250 3190 30 110000	Title 1 Contractual Service	0.00	0.00	0.00	0.00	0.00	2,000.00	0.00
10E935 1250 3190 00 000004		0.00	5,000.00	5,000.00	-5,000.00	0.00	0.00	0.00
10E935 1250 3190 00 000005		0.00	625.00	625.00	-625.00	0.00	0.00	0.00
10E936 1250 3190 00 000004	Title SIP MJHS Purchase Ser	0.00	0.00	0.00	0.00	0.00	0.00	0.00
10E936 1250 3190 00 000005	Title SIP Adams Purchase Se	0.00	0.00	0.00	0.00	0.00	0.00	0.00
10E940 1250 3190 30 000000	ESSER GRANT PURCHASED SERVI	0.00	0.00	0.00	0.00	0.00	177,446.40	0.00
10E951 1250 3190 00 000000	DIGITAL EQUITY GRANT: PUR S	0.00	0.00	0.00	0.00	0.00	26,349.00	0.00
10E902 1250 4100 30 105000	ADAMS TITLE I SUPPLIES	0.00	0.00	0.00	0.00	0.00	7,944.34	0.00
10E902 1250 4100 30 107000	JEFFERSON TITLE I SUPPLIES	0.00	0.00	0.00	0.00	0.00	8,582.50	0.00
10E902 1250 4100 30 108000	LINCOLN TITLE I SUPPLIES	0.00	0.00	0.00	0.00	0.00	18,148.86	0.00
10E902 1250 4100 30 109000	LONGFELLOW TITLE I SUPPLIES	0.00	0.00	0.00	0.00	0.00	9,448.76	0.00
10E902 1250 4100 30 110000	WASHINGTON TITLE I SUPPLIES	0.00	0.00	0.00	0.00	0.00	11,271.84	0.00
10E930 1250 4100 30 000000	TITLE I: INSTRUCTIONAL MATE	0.00	0.00	0.00	0.00	0.00	119,070.00	0.00
10E930 1250 4100 30 105000	AD TITLE I SUPPLIES	0.00	0.00	0.00	-6,766.31	6,766.31	14,864.77	0.00
10E930 1250 4100 30 107000	JE TITLE I SUPPLIES	0.00	0.00	0.00	-17,384.60	17,384.60	25,161.35	0.00
10E930 1250 4100 30 108000	LI TITLE I SUPPLIES	0.00	0.00	0.00	-30,642.96	30,642.96	52,384.85	0.00
10E930 1250 4100 30 109000	LO TITLE I SUPPLIES	0.00	1,065.01	1,065.01	-21,380.24	20,315.23	26,043.98	0.00

Account Number	Account Level Description Account Number	2021-22 Original Budget	July 2021-22 Monthly Activity	2021-22 FYTD Activity	2021-22 Available Funds	Encumbered Amount	2020-21 FY Activity	2021-22 FYTD %
10	EDUCATIONAL FUND							
10E930 1250 4100 30 110000	WA TITLE I SUPPLIES	0.00	0.00	0.00	-30,102.90	30,102.90	22,041.08	0.00
10E935 1250 4100 00 000004	JH TITLE I 1003A SUPPLIES	0.00	12,152.35	12,152.35	-12,275.04	122.69	21,601.22	0.00
10E935 1250 4100 00 000005	AD TITLE I 1003A SUPPLIES	0.00	7,513.25	7,513.25	-7,513.25	0.00	18,900.00	0.00
10E935 1250 4100 00 000007	JE TITLE I 1003A SUPPLIES	0.00	0.00	0.00	0.00	0.00	0.00	0.00
10E936 1250 4100 00 000004	JH TITLE I SIP SUPPLIES	0.00	0.00	0.00	0.00	0.00	0.00	0.00
10E936 1250 4100 00 000005	Title SIP Adams Supplies	0.00	0.00	0.00	0.00	0.00	0.00	0.00
10E940 1250 4100 30 000000	ESSER GRANT SUPPLIES	0.00	0.00	0.00	-11,157.90	11,157.90	514,256.27	0.00
10E951 1250 4100 00 000000	DIGITAL EQUITY GRANT: SUPPL	0.00	0.00	0.00	0.00	0.00	219,170.00	0.00
10E965 1250 4100 00 000000	ESSER III SUPPLIES	0.00	44,655.66	44,655.66	-59,411.74	14,756.08	84,035.63	0.00
10E965 1250 4100 30 000000	ESSER III: SUPPLIES	0.00	0.00	0.00	-21,171.54	21,171.54	0.00	0.00
10E902 1250 5400 30 105000	ADAMS TITLE I CAP OUTLAY	0.00	0.00	0.00	0.00	0.00	0.00	0.00
10E902 1250 5400 30 107000	JEFFERSON TITLE I CAP OUTLA	0.00	0.00	0.00	0.00	0.00	0.00	0.00
10E902 1250 5400 30 108000	LINCOLN TITLE I CAP OUTLAY	0.00	0.00	0.00	0.00	0.00	0.00	0.00
10E902 1250 5400 30 109000	LONGFELLOW TITLE I CAP OUTL	0.00	0.00	0.00	0.00	0.00	0.00	0.00
10E902 1250 5400 30 110000	WASHINGTON TITLE I CAP OUTL	0.00	0.00	0.00	0.00	0.00	0.00	0.00
10E935 1250 5400 00 000004	JH TITLE I 1003A CAPITAL OU	0.00	0.00	0.00	0.00	0.00	0.00	0.00
10E935 1250 5400 00 000005	AD TITLE I 1003A CAPITAL OU	0.00	0.00	0.00	0.00	0.00	0.00	0.00
10E935 1250 5400 00 000007	JE TITLE I 1003A CAPITAL OU	0.00	0.00	0.00	0.00	0.00	0.00	0.00
10E940 1250 5400 30 000000	ESSER GRANT CAPTIAL OUTLAY	0.00	0.00	0.00	0.00	0.00	0.00	0.00
10E965 1250 5400 30 000000	ESSER III: CAPTIAL OUTLAY	0.00	0.00	0.00	-23,978.63	23,978.63	0.00	0.00
10E000 1251 4100 00 000000	McKinney Vento Supplies	0.00	0.00	0.00	0.00	0.00	0.00	0.00
10E000 1400 1250 20 000000	VOC: SALARY, STUDENTS	0.00	1,056.00	1,056.00	-1,056.00	0.00	42,935.50	0.00
10E000 1400 3190 20 000000	VOC: PURCHASED SERV	0.00	0.00	0.00	-549.40	549.40	6,549.08	0.00
10E000 1400 4100 20 000000	VOC: SUPPLIES	0.00	0.00	0.00	-462.79	462.79	0.00	0.00
10E000 1401 1120 21 000000	WCRVS: SPEC NDS SALARY	0.00	0.00	0.00	0.00	0.00	0.00	0.00
10E000 1401 1210 21 000000	WCRVS: STIPENDS, TUTORS	0.00	0.00	0.00	0.00	0.00	0.00	0.00
10E000 1401 2110 21 000000	WCRVS: SPC ND TRS 9.8901	0.00	0.00	0.00	0.00	0.00	0.00	0.00
10E000 1401 2170 21 000000	WCRVS: TRS .58%	0.00	0.00	0.00	0.00	0.00	0.00	0.00
10E000 1401 2250 21 000000	WCRVS: SPEC ND HLTH .5%	0.00	0.00	0.00	0.00	0.00	0.00	0.00
10E000 1401 4100 21 000000	WCRVS: SUPPLIES - TO BE REI	0.00	0.00	0.00	0.00	0.00	0.00	0.00
10E000 1401 5400 21 000000	WCRVS CAPITAL OUTLAY	0.00	0.00	0.00	0.00	0.00	0.00	0.00
10E000 1446 4100 00 000001	BLDG TRADES - SADDLE LANE	0.00	0.00	0.00	0.00	0.00	0.00	0.00
10E000 1446 4100 00 000002	Bldg Trades - BRIDLE LANE	0.00	0.00	0.00	0.00	0.00	2,801.92	0.00
10E000 1446 4100 00 000003	Bldg Trades-Old Creal Sprin	0.00	0.00	0.00	0.00	0.00	30,787.75	0.00
10E000 1500 1120 00 000000	ATHLETIC SALARY	0.00	799.08	799.08	-799.08	0.00	9,191.96	0.00
10E204 1500 1120 20 000000	JH BOYS BASKETBALL SALARY	0.00	474.86	474.86	-474.86	0.00	7,182.40	0.00
10E204 1500 1120 21 000000	JH BASEBALL SALARY	0.00	416.22	416.22	-416.22	0.00	4,969.24	0.00
10E204 1500 1120 22 000000	JH SOFTBALL SALARY	0.00	230.10	230.10	-230.10	0.00	4,780.00	0.00

Account Number	Account Level Description Account Number	2021-22 Original Budget	July 2021-22 Monthly Activity	2021-22 FYTD Activity	2021-22 Available Funds	Encumbered Amount	2020-21 FY Activity	2021-22 FYTD %
10	EDUCATIONAL FUND							
10E204 1500 1120 23 000000	JH VOLLEYBALL SALARY	0.00	225.92	225.92	-225.92	0.00	4,729.90	0.00
10E204 1500 1120 24 000000	JH CHEERLEADING SALARY	0.00	0.00	0.00	0.00	0.00	2,711.12	0.00
10E204 1500 1120 25 000000	JH DANCE/POM SALARY	0.00	276.08	276.08	-276.08	0.00	5,998.82	0.00
10E204 1500 1120 26 000000	JH BOYS TRACK SALARY	0.00	403.70	403.70	-403.70	0.00	4,819.00	0.00
10E204 1500 1120 27 000000	JH CROSS COUNTRY SALARY	0.00	451.84	451.84	-451.84	0.00	5,137.96	0.00
10E204 1500 1120 40 000000	JH GIRLS BASKETBALL SALARY	0.00	263.58	263.58	-263.58	0.00	7,868.72	0.00
10E204 1500 1120 41 000000	JH GIRLS TRACK SALARY	0.00	177.78	177.78	-177.78	0.00	5,379.28	0.00
10E204 1500 1120 42 000000	JH CROSS COUNTRY SALARY	0.00	0.00	0.00	0.00	0.00	0.00	0.00
10E303 1500 1120 01 000000	HS FOOTBALL SALARY	0.00	1,425.86	1,425.86	-1,425.86	0.00	29,782.94	0.00
10E303 1500 1120 02 000000	HS BOYS CROSS COUNTRY SALAR	0.00	384.88	384.88	-384.88	0.00	4,594.40	0.00
10E303 1500 1120 03 000000	HS BOYS TENNIS SALARY	0.00	380.70	380.70	-380.70	0.00	4,544.24	0.00
10E303 1500 1120 04 000000	HS BOYS SOCCER SALARY	0.00	0.00	0.00	0.00	0.00	7,794.44	0.00
10E303 1500 1120 05 000000	HS BOYS TRACK SALARY	0.00	675.62	675.62	-675.62	0.00	12,255.82	0.00
10E303 1500 1120 06 000000	HS WRESTLING SALARY	0.00	409.48	409.48	-409.48	0.00	6,975.41	0.00
10E303 1500 1120 07 000000	HS BASEBALL SALARY	0.00	328.40	328.40	-328.40	0.00	9,697.44	0.00
10E303 1500 1120 08 000000	HS SOFTBALL SALARY	0.00	503.08	503.08	-503.08	0.00	9,889.89	0.00
10E303 1500 1120 09 000000	HS FISHING SALARY	0.00	225.92	225.92	-225.92	0.00	3,008.92	0.00
10E303 1500 1120 10 000000	HS BOWLING SALARY	0.00	0.00	0.00	0.00	0.00	2,711.12	0.00
10E303 1500 1120 11 000000	HS VOLLEYBALL SALARY	0.00	818.98	818.98	-818.98	0.00	13,615.92	0.00
10E303 1500 1120 12 000000	HS BOYS GOLF SALARY	0.00	389.04	389.04	-389.04	0.00	4,644.32	0.00
10E303 1500 1120 13 000000	HS CHEERLEADER SALARY	0.00	0.00	0.00	0.00	0.00	7,681.44	0.00
10E303 1500 1120 14 000000	HS DANCE/POM SALARY	0.00	393.20	393.20	-393.20	0.00	4,694.24	0.00
10E303 1500 1120 15 000000	HS BOYS BASKETBALL SALARY	0.00	1,307.42	1,307.42	-1,307.42	0.00	22,885.16	0.00
10E303 1500 1120 31 000000	HS GIRLS BASKETBALL SALARY	0.00	0.00	0.00	0.00	0.00	7,681.44	0.00
10E303 1500 1120 32 000000	HS GIRLS CROSS COUNTRY SALA	0.00	389.04	389.04	-389.04	0.00	4,644.32	0.00
10E303 1500 1120 33 000000	HS GIRLS TRACK SALARY	0.00	658.96	658.96	-658.96	0.00	13,936.04	0.00
10E303 1500 1120 34 000000	HS GIRLS BASKETBALL SALARY	0.00	376.54	376.54	-376.54	0.00	4,494.32	0.00
10E303 1500 1120 35 000000	HS GIRLS TENNIS SALARY	0.00	384.88	384.88	-384.88	0.00	4,594.40	0.00
10E303 1500 1120 36 000000	HS GIRLS SOCCER SALARY	0.00	0.00	0.00	0.00	0.00	7,794.42	0.00
10E000 1500 1150 00 000000	ATHLETIC SEC	0.00	2,034.66	2,034.66	-2,034.66	0.00	24,171.42	0.00
10E000 1500 1150 00 000001	Athletic Workers Salary	0.00	0.00	0.00	0.00	0.00	14,177.50	0.00
10E303 1500 2100 06 000000		0.00	0.00	0.00	0.00	0.00	93.68	0.00
10E000 1500 2110 00 000000	ATHL: TRS 9%	0.00	0.00	0.00	0.00	0.00	948.45	0.00
10E000 1500 2110 00 000001	ATHL: TRS 9%	0.00	0.00	0.00	0.00	0.00	448.01	0.00
10E204 1500 2110 20 000000	JH BOYS BASKETBALL TRS 9%	0.00	0.00	0.00	0.00	0.00	563.53	0.00
10E204 1500 2110 21 000000	JH BOYS BASEBALL TRS 9%	0.00	12.00	12.00	-12.00	0.00	446.14	0.00
10E204 1500 2110 22 000000	JH SOFTBALL TRS 9%	0.00	0.00	0.00	0.00	0.00	273.11	0.00
10E204 1500 2110 23 000000	JH VOLLEYBALL TRS 9%	0.00	0.00	0.00	0.00	0.00	311.33	0.00

Account Number	Account Level Description Account Number	2021-22 Original Budget	July 2021-22 Monthly Activity	2021-22 FYTD Activity	2021-22 Available Funds	Encumbered Amount	2020-21 FY Activity	2021-22 FYTD %
10	EDUCATIONAL FUND							
10E204 1500 2110 24 000000	JH CHEERLEADING TRS 9%	0.00	0.00	0.00	0.00	0.00	0.00	0.00
10E204 1500 2110 25 000000	JH DANCE/POM TRS 9%	0.00	0.00	0.00	0.00	0.00	327.61	0.00
10E204 1500 2110 26 000000	JH BOYS TRACK TRS 9%	0.00	0.00	0.00	0.00	0.00	511.68	0.00
10E204 1500 2110 27 000000	JH BOYS CROSS COUNTRY TRS 9	0.00	0.00	0.00	0.00	0.00	597.46	0.00
10E204 1500 2110 40 000000	JH GIRLS BASKETBALL TRS 9%	0.00	0.00	0.00	0.00	0.00	312.75	0.00
10E204 1500 2110 41 000000	JH GIRLS TRACK TRS 9%	0.00	0.00	0.00	0.00	0.00	210.97	0.00
10E204 1500 2110 42 000000	JH GIRLS CROSS COUNTRY TRS	0.00	0.00	0.00	0.00	0.00	0.00	0.00
10E303 1500 2110 01 000000	FOOTBALL TRS 9%	0.00	0.00	0.00	0.00	0.00	1,351.70	0.00
10E303 1500 2110 02 000000	HS BOYS CROSS COUNTRY TRS 9	0.00	0.00	0.00	0.00	0.00	456.73	0.00
10E303 1500 2110 03 000000	HS BOYS TENNIS TRS 9%	0.00	0.00	0.00	0.00	0.00	451.90	0.00
10E303 1500 2110 05 000000	HS BOYS TRACK TRS 9%	0.00	0.00	0.00	0.00	0.00	802.04	0.00
10E303 1500 2110 06 000000		0.00	0.00	0.00	0.00	0.00	161.99	0.00
10E303 1500 2110 07 000000	HS BASEBALL TRS 9%	0.00	0.00	0.00	0.00	0.00	389.77	0.00
10E303 1500 2110 08 000000	HS SOFTBALL TRS 9%	0.00	0.00	0.00	0.00	0.00	791.41	0.00
10E303 1500 2110 09 000000	HS FISHING TRS 9%	0.00	0.00	0.00	0.00	0.00	268.09	0.00
10E303 1500 2110 11 000000	HS VOLLEYBALL TRS 9%	0.00	0.00	0.00	0.00	0.00	1,033.26	0.00
10E303 1500 2110 12 000000	HS BOYS GOLF TRS 9%	0.00	0.00	0.00	0.00	0.00	461.75	0.00
10E303 1500 2110 13 000000	CHEERLEADER TRS 9%	0.00	0.00	0.00	0.00	0.00	0.00	0.00
10E303 1500 2110 14 000000	HS DANCE/POM PON TRS 9%	0.00	0.00	0.00	0.00	0.00	466.58	0.00
10E303 1500 2110 15 000000	HS BOYS BASKETBALL TRS 9%	0.00	0.00	0.00	0.00	0.00	1,161.85	0.00
10E303 1500 2110 31 000000	HS GIRLS BASKETBALL TRS 9%	0.00	0.00	0.00	0.00	0.00	0.00	0.00
10E303 1500 2110 32 000000	HS GIRLS CROSS COUNTRY TRS	0.00	0.00	0.00	0.00	0.00	461.75	0.00
10E303 1500 2110 33 000000	HS GIRLS TRACK TRS 9%	0.00	0.00	0.00	0.00	0.00	781.95	0.00
10E303 1500 2110 34 000000	HS GIRLS GOLF TRS 9%	0.00	0.00	0.00	0.00	0.00	446.88	0.00
10E303 1500 2110 35 000000	HS GIRLS TENNIS TRS 9%	0.00	0.00	0.00	0.00	0.00	456.73	0.00
10E303 1500 2110 36 000000	HS GIRLS SOCCER TRS 9%	0.00	0.00	0.00	0.00	0.00	0.00	0.00
10E000 1500 2120 00 000000	ATHL: IMRF	0.00	95.88	95.88	-95.88	0.00	1,139.04	0.00
10E000 1500 2120 00 000001	ATHL: IMRF	0.00	0.00	0.00	0.00	0.00	189.99	0.00
10E303 1500 2120 01 000000	FOOTBALL IMRF	0.00	13.50	13.50	-13.50	0.00	161.17	0.00
10E303 1500 2120 06 000000	HS WRESTLING IMRF	0.00	0.00	0.00	0.00	0.00	0.00	0.00
10E303 1500 2120 15 000000	HS BOYS BASKETBALL IMRF	0.00	15.48	15.48	-15.48	0.00	184.40	0.00
10E303 1500 2120 31 000000	HS GIRLS BASKETBALL IMRF	0.00	0.00	0.00	0.00	0.00	180.96	0.00
10E303 1500 2120 33 000000	HS GIRLS TRACK IMRF	0.00	0.00	0.00	0.00	0.00	271.44	0.00
10E000 1500 2170 00 000000	ATHL: TRS .58%	0.00	0.00	0.00	0.00	0.00	61.23	0.00
10E000 1500 2170 00 000001	ATHL: TRS .58%	0.00	0.00	0.00	0.00	0.00	29.55	0.00
10E204 1500 2170 20 000000	JH BOYS BASKETBALL TRS .58%	0.00	0.00	0.00	0.00	0.00	36.48	0.00
10E204 1500 2170 21 000000	JH BASEBALL TRS .58%	0.00	0.78	0.78	-0.78	0.00	29.02	0.00
10E204 1500 2170 22 000000	JH SOFTBALL TRS .58%	0.00	0.00	0.00	0.00	0.00	17.74	0.00

Account Number	Account Level Description Account Number	2021-22 Original Budget	July 2021-22 Monthly Activity	2021-22 FYTD Activity	2021-22 Available Funds	Encumbered Amount	2020-21 FY Activity	2021-22 FYTD %
10	EDUCATIONAL FUND							
10E204 1500 2170 23 000000	JH VOLLEYBALL TRS .58%	0.00	0.00	0.00	0.00	0.00	20.29	0.00
10E204 1500 2170 24 000000	JH CHEERLEADING TRS .58%	0.00	0.00	0.00	0.00	0.00	15.76	0.00
10E204 1500 2170 25 000000	JH DANCE/POM PON TRS .58%	0.00	0.00	0.00	0.00	0.00	21.14	0.00
10E204 1500 2170 26 000000	JH BOYS TRACK TRS .58%	0.00	0.00	0.00	0.00	0.00	33.30	0.00
10E204 1500 2170 27 000000	JH BOYS CROSS COUNTRY TRS .	0.00	0.00	0.00	0.00	0.00	38.72	0.00
10E204 1500 2170 40 000000	JH GIRLS BASKETBALL TRS .58	0.00	0.00	0.00	0.00	0.00	20.20	0.00
10E204 1500 2170 41 000000	JH GIRLS TRACK TRS .58%	0.00	0.00	0.00	0.00	0.00	13.67	0.00
10E204 1500 2170 42 000000	JH GIRLS CR COUNTRY TRS .58	0.00	0.00	0.00	0.00	0.00	0.00	0.00
10E303 1500 2170 01 000000	HS FOOTBALL TRS .58%	0.00	0.00	0.00	0.00	0.00	87.58	0.00
10E303 1500 2170 02 000000	HS BOYS CROSS COUNTRY TRS .	0.00	0.00	0.00	0.00	0.00	29.53	0.00
10E303 1500 2170 03 000000	HS BOYS TENNIS TRS .58%	0.00	0.00	0.00	0.00	0.00	29.27	0.00
10E303 1500 2170 05 000000	HS BOYS TRACK TRS .58%	0.00	0.00	0.00	0.00	0.00	51.97	0.00
10E303 1500 2170 06 000000	HS WRESTLING TRS .58%	0.00	0.00	0.00	0.00	0.00	10.48	0.00
10E303 1500 2170 07 000000	HS BASEBALL TRS .58%	0.00	0.00	0.00	0.00	0.00	25.21	0.00
10E303 1500 2170 08 000000	HS SOFTBALL TRS .58%	0.00	0.00	0.00	0.00	0.00	51.22	0.00
10E303 1500 2170 09 000000	HS FISHING TRS .58%	0.00	0.00	0.00	0.00	0.00	17.29	0.00
10E303 1500 2170 11 000000	HS VOLLEYBALL TRS .58%	0.00	0.00	0.00	0.00	0.00	66.85	0.00
10E303 1500 2170 12 000000	HS BOYS GOLF TRS .58%	0.00	0.00	0.00	0.00	0.00	29.79	0.00
10E303 1500 2170 13 000000	CHEERLEADING TRS .58%	0.00	0.00	0.00	0.00	0.00	0.00	0.00
10E303 1500 2170 14 000000	HS DANCE/POM TRS .58%	0.00	0.00	0.00	0.00	0.00	30.23	0.00
10E303 1500 2170 15 000000	HS BOYS BASKETBALL TRS .58%	0.00	0.00	0.00	0.00	0.00	75.13	0.00
10E303 1500 2170 31 000000	HS GIRLS BASKETBALL TRS .58	0.00	0.00	0.00	0.00	0.00	0.00	0.00
10E303 1500 2170 32 000000	HS GIRLS CROSS COUNTRY TRS	0.00	0.00	0.00	0.00	0.00	29.97	0.00
10E303 1500 2170 33 000000	HS GIRLS TRACK TRS .58%	0.00	0.00	0.00	0.00	0.00	50.63	0.00
10E303 1500 2170 34 000000	HS GIRLS GOLF TRS .58%	0.00	0.00	0.00	0.00	0.00	29.01	0.00
10E303 1500 2170 35 000000	HS GIRLS TENNIS TRS .58%	0.00	0.00	0.00	0.00	0.00	29.53	0.00
10E303 1500 2170 36 000000	HS GIRLS SOCCER TRS .58%	0.00	0.00	0.00	0.00	0.00	0.00	0.00
10E000 1500 2250 00 000000	ATHL: HEALTH INS .5% CON	0.00	0.00	0.00	0.00	0.00	237.05	0.00
10E000 1500 2250 00 000001	ATHL: HEAL.INS. .5%	0.00	0.00	0.00	0.00	0.00	108.27	0.00
10E204 1500 2250 20 000000	JH BOYS BASKETBALL TRS HEAL	0.00	0.00	0.00	0.00	0.00	141.89	0.00
10E204 1500 2250 21 000000	JH BASEBALL TRS HEALTH INS	0.00	2.09	2.09	-2.09	0.00	109.70	0.00
10E204 1500 2250 22 000000	JH SOFTBALL TRS HEALTH INS	0.00	0.00	0.00	0.00	0.00	69.04	0.00
10E204 1500 2250 23 000000	JH VOLLEYBALL TRS HEALTH IN	0.00	0.00	0.00	0.00	0.00	74.69	0.00
10E204 1500 2250 24 000000	JH CHEERLEADING TRS HEALTH	0.00	0.00	0.00	0.00	0.00	24.96	0.00
10E204 1500 2250 25 000000	JH DANCE/POM PON TRS HEALTH	0.00	0.00	0.00	0.00	0.00	82.88	0.00
10E204 1500 2250 26 000000	JH BOYS TRACK TRS HEALTH IN	0.00	0.00	0.00	0.00	0.00	126.18	0.00
10E204 1500 2250 27 000000	JH BOYS CROSS COUNTRY TRS H	0.00	0.00	0.00	0.00	0.00	143.34	0.00
10E204 1500 2250 40 000000	JH GIRLS BASKETBALL TRS HEA	0.00	0.00	0.00	0.00	0.00	83.96	0.00

Account Number	Account Level Description Account Number	2021-22 Original Budget	July 2021-22 Monthly Activity	2021-22 FYTD Activity	2021-22 Available Funds	Encumbered Amount	2020-21 FY Activity	2021-22 FYTD %
10	EDUCATIONAL FUND							
10E204 1500 2250 41 000000	JH GIRLS TRACK TRS HEALTH I	0.00	0.00	0.00	0.00	0.00	53.30	0.00
10E204 1500 2250 42 000000	JH GIRLS CR CO TRS HEALTH I	0.00	0.00	0.00	0.00	0.00	0.00	0.00
10E303 1500 2250 01 000000	HS FOOTBALL TRS HEALTH INS	0.00	0.00	0.00	0.00	0.00	341.67	0.00
10E303 1500 2250 02 000000	HS BOYS CROSS COUNTRY TRS H	0.00	0.00	0.00	0.00	0.00	115.57	0.00
10E303 1500 2250 03 000000	HS BOYS TENNIS TRS HEALTH I	0.00	0.00	0.00	0.00	0.00	114.30	0.00
10E303 1500 2250 05 000000	HS BOYS TRACK TRS HEALTH IN	0.00	0.00	0.00	0.00	0.00	202.84	0.00
10E303 1500 2250 06 000000		0.00	0.00	0.00	0.00	0.00	38.89	0.00
10E303 1500 2250 07 000000	HS BASEBALL TRS HEALTH INS	0.00	0.00	0.00	0.00	0.00	96.18	0.00
10E303 1500 2250 08 000000	HS SOFTBALL TRS HEALTH INS	0.00	0.00	0.00	0.00	0.00	197.63	0.00
10E303 1500 2250 09 000000	HS FISHING TRS HEALTH	0.00	0.00	0.00	0.00	0.00	69.71	0.00
10E303 1500 2250 11 000000	HS VOLLEYBALL TRS HEATLH IN	0.00	0.00	0.00	0.00	0.00	255.67	0.00
10E303 1500 2250 12 000000	HS BOYS GOLF TRS HEALTH INS	0.00	0.00	0.00	0.00	0.00	116.80	0.00
10E303 1500 2250 13 000000	CHEERLEADING TRS HEALTH INS	0.00	0.00	0.00	0.00	0.00	0.00	0.00
10E303 1500 2250 14 000000	HS DANCE/POM TRS HEALTH INS	0.00	0.00	0.00	0.00	0.00	117.91	0.00
10E303 1500 2250 15 000000	HS BOYS BASKETBALL TRS HEAL	0.00	0.00	0.00	0.00	0.00	282.33	0.00
10E303 1500 2250 31 000000	HS GIRLS BASKETBALL TRS HEA	0.00	0.00	0.00	0.00	0.00	0.00	0.00
10E303 1500 2250 32 000000	HS GIRLS CC TRS HEALTH INS	0.00	0.00	0.00	0.00	0.00	116.84	0.00
10E303 1500 2250 33 000000	HS GIRLS TRACK TRS HEALTH I	0.00	0.00	0.00	0.00	0.00	200.23	0.00
10E303 1500 2250 34 000000	HS GIRLS GOLF TRS HEALTH IN	0.00	0.00	0.00	0.00	0.00	113.05	0.00
10E303 1500 2250 35 000000	HS GIRLS TENNIS TRS HEALTH	0.00	0.00	0.00	0.00	0.00	115.58	0.00
10E303 1500 2250 36 000000	HS GIRLS SOCCER TRS HEATLH	0.00	0.00	0.00	0.00	0.00	0.00	0.00
10E303 1500 3120 00 000000	IHSA - CONTRACTUAL	0.00	0.00	0.00	0.00	0.00	0.00	0.00
10E303 1500 3120 01 000000	IHSA FOOTBALL CONTRACTUAL	0.00	0.00	0.00	0.00	0.00	0.00	0.00
10E303 1500 3120 04 000000	IHSA HS BOYS SOCCER CONTRAC	0.00	0.00	0.00	0.00	0.00	0.00	0.00
10E303 1500 3120 10 000000	IHSA BOWLING CONTRACTUAL	0.00	0.00	0.00	0.00	0.00	0.00	0.00
10E000 1500 3190 00 000000	ATHLETIC PURCHASED SERVICES	0.00	0.00	0.00	-6,788.36	6,788.36	16,445.00	0.00
10E000 1500 3190 03 000000	HS BOYS TENNIS OFFICIALS	0.00	0.00	0.00	0.00	0.00	0.00	0.00
10E000 1500 3190 04 000000	HS BOYS SOCCER OFFICIALS	0.00	0.00	0.00	0.00	0.00	1,395.00	0.00
10E000 1500 3190 05 000000	HS BOYS TRACK OFFICIALS	0.00	0.00	0.00	0.00	0.00	275.00	0.00
10E000 1500 3190 06 000000	WRESTLING OFFICIALS	0.00	0.00	0.00	0.00	0.00	900.00	0.00
10E000 1500 3190 07 000000	BASEBALL OFFICIALS	0.00	0.00	0.00	0.00	0.00	2,469.00	0.00
10E000 1500 3190 08 000000	SOFTBALL OFFICIALS	0.00	0.00	0.00	0.00	0.00	2,329.50	0.00
10E000 1500 3190 11 000000	VOLLEYBALL OFFICIALS	0.00	0.00	0.00	0.00	0.00	1,175.00	0.00
10E000 1500 3190 15 000000	HS BOYS BASKEBALL OFFICIALS	0.00	0.00	0.00	0.00	0.00	2,755.00	0.00
10E000 1500 3190 20 000000	JH BOYS BASKETBALL OFFICIAL	0.00	0.00	0.00	0.00	0.00	570.00	0.00
10E000 1500 3190 21 000000	JH BASEBALL OFFICIALS	0.00	0.00	0.00	0.00	0.00	1,194.87	0.00
10E000 1500 3190 22 000000	JH SOFTBALL OFFICIALS	0.00	0.00	0.00	0.00	0.00	820.00	0.00
10E000 1500 3190 23 000000	JH VOLLEYBALL OFFICIALS	0.00	0.00	0.00	0.00	0.00	180.00	0.00

Account Number	Account Level Description Account Number	2021-22 Original Budget	July 2021-22 Monthly Activity	2021-22 FYTD Activity	2021-22 Available Funds	Encumbered Amount	2020-21 FY Activity	2021-22 FYTD %
10	EDUCATIONAL FUND							
10E000 1500 3190 26 000000	JH BOYS TRACK OFFICIALS	0.00	0.00	0.00	0.00	0.00	360.00	0.00
10E000 1500 3190 27 000000	JH BOYS CROSS COUNTRY OFFIC	0.00	0.00	0.00	0.00	0.00	0.00	0.00
10E000 1500 3190 31 000000	HS GIRLS BASKETBALL OFFICIA	0.00	0.00	0.00	0.00	0.00	1,675.00	0.00
10E000 1500 3190 32 000000	HS GIRLS CROSS COUNTRY OFFI	0.00	0.00	0.00	0.00	0.00	25.00	0.00
10E000 1500 3190 33 000000	HS GIRLS TRACK OFFICIALS	0.00	0.00	0.00	0.00	0.00	0.00	0.00
10E000 1500 3190 36 000000	HS GIRLS SOCCER OFFICIALS	0.00	0.00	0.00	0.00	0.00	1,461.00	0.00
10E000 1500 3190 40 000000	JH GIRLS BASKETBALL OFFICIA	0.00	0.00	0.00	0.00	0.00	795.00	0.00
10E000 1500 3190 41 000000	JH GIRLS TRACK OFFICIALS	0.00	0.00	0.00	0.00	0.00	0.00	0.00
10E303 1500 3190 01 000000	HS FOOTBALL OFFICIALS	0.00	0.00	0.00	0.00	0.00	1,905.00	0.00
10E303 1500 3190 02 000000	HS BOYS CROSS COUNTRY OFFIC	0.00	0.00	0.00	0.00	0.00	175.00	0.00
10E000 1500 3230 00 000000	ATHL: REPAIR OF EQUIP	0.00	3,292.50	3,292.50	-4,108.00	815.50	1,560.00	0.00
10E000 1500 3230 01 000000	FOOTBALL REPAIR OF EQUIP	0.00	0.00	0.00	0.00	0.00	5,120.95	0.00
10E000 1500 3320 00 000000	ATHL: TRAVEL	0.00	0.00	0.00	0.00	0.00	0.00	0.00
10E000 1500 3320 01 000000	FOOTBALL TRAVEL	0.00	0.00	0.00	0.00	0.00	0.00	0.00
10E000 1500 3320 02 000000	HS BOYS CROSS COUNTRY TRAVE	0.00	0.00	0.00	0.00	0.00	0.00	0.00
10E000 1500 3320 03 000000	HS BOYS TENNIS TRAVEL	0.00	0.00	0.00	0.00	0.00	0.00	0.00
10E000 1500 3320 04 000000	HS BOYS SOCCER TRAVEL	0.00	0.00	0.00	0.00	0.00	0.00	0.00
10E000 1500 3320 05 000000	HS BOYS TRACK TRAVEL	0.00	0.00	0.00	0.00	0.00	200.00	0.00
10E000 1500 3320 06 000000	WRESTLING TRAVEL	0.00	0.00	0.00	0.00	0.00	50.00	0.00
10E000 1500 3320 10 000000	BOWLING TRAVEL	0.00	0.00	0.00	0.00	0.00	0.00	0.00
10E000 1500 3320 11 000000	VOLLEYBALL TRAVEL	0.00	0.00	0.00	0.00	0.00	0.00	0.00
10E000 1500 3320 12 000000	HS BOYS GOLF TRAVEL	0.00	0.00	0.00	0.00	0.00	0.00	0.00
10E000 1500 3320 14 000000	DANCE/POM PON TRAVEL	0.00	0.00	0.00	0.00	0.00	0.00	0.00
10E000 1500 3320 15 000000	HS BOYS BASKETBALL TRAVEL	0.00	0.00	0.00	0.00	0.00	0.00	0.00
10E000 1500 3320 20 000000	JH BOYS BASKETBALL TRAVEL	0.00	0.00	0.00	0.00	0.00	0.00	0.00
10E000 1500 3320 23 000000	JH VOLLEYBALL TRAVEL	0.00	0.00	0.00	0.00	0.00	0.00	0.00
10E000 1500 3320 24 000000	JH CHEERLEADING TRAVEL	0.00	0.00	0.00	0.00	0.00	0.00	0.00
10E000 1500 3320 25 000000	JH DANCE/POM PON TRAVEL	0.00	0.00	0.00	0.00	0.00	0.00	0.00
10E000 1500 3320 27 000000	JH BOYS CROSS COUNTRY TRAVE	0.00	0.00	0.00	0.00	0.00	0.00	0.00
10E000 1500 3320 31 000000	HS GIRLS BASKETBALL TRAVEL	0.00	0.00	0.00	0.00	0.00	0.00	0.00
10E000 1500 3320 32 000000	HS GIRLS CROSS COUNTRY TRAV	0.00	0.00	0.00	0.00	0.00	97.60	0.00
10E000 1500 3320 33 000000	HS GIRLS TRACK TRAVEL	0.00	0.00	0.00	0.00	0.00	113.00	0.00
10E000 1500 3320 34 000000	HS GIRLS GOLF TRAVEL	0.00	0.00	0.00	0.00	0.00	84.37	0.00
10E000 1500 3320 35 000000	HS GIRLS TENNIS TRAVEL	0.00	0.00	0.00	0.00	0.00	301.71	0.00
10E000 1500 3320 36 000000	HS GIRLS SOCCER TRAVEL	0.00	0.00	0.00	0.00	0.00	0.00	0.00
10E000 1500 3600 00 000000	ATHL: PRINTING	0.00	0.00	0.00	0.00	0.00	143.00	0.00
10E000 1500 3600 01 000000	FOOTBALL PRINTING	0.00	0.00	0.00	0.00	0.00	85.00	0.00
10E000 1500 4100 00 000000	ATHL: SUPPLIES	0.00	0.00	0.00	-949.74	949.74	3,492.86	0.00

Account Number	Account Level Description Account Number	2021-22 Original Budget	July 2021-22 Monthly Activity	2021-22 FYTD Activity	2021-22 Available Funds	Encumbered Amount	2020-21 FY Activity	2021-22 FYTD %
10	EDUCATIONAL FUND							
10E000 1500 4100 01 000000	FOOTBALL SUPPLIES	0.00	0.00	0.00	-9,263.60	9,263.60	10,014.65	0.00
10E000 1500 4100 02 000000	HS BOYS CROSS COUNTRY SUPPL	0.00	0.00	0.00	0.00	0.00	754.40	0.00
10E000 1500 4100 03 000000	HS BOYS TENNIS SUPPLIES	0.00	315.00	315.00	-315.00	0.00	185.22	0.00
10E000 1500 4100 04 000000	HS BOYS SOCCER SUPPLIES	0.00	0.00	0.00	-1,012.00	1,012.00	1,615.43	0.00
10E000 1500 4100 05 000000	HS BOYS TRACK SUPPLIES	0.00	0.00	0.00	0.00	0.00	588.85	0.00
10E000 1500 4100 06 000000	WRESTLING SUPPLIES	0.00	0.00	0.00	0.00	0.00	2,990.00	0.00
10E000 1500 4100 07 000000	BASEBALL SUPPLIES	0.00	0.00	0.00	-457.00	0.00	1,536.05	0.00
10E000 1500 4100 08 000000	SOFTBALL SUPPLIES	0.00	0.00	0.00	-1,281.50	211.50	1,242.15	0.00
10E000 1500 4100 09 000000	FISHING SUPPLIES	0.00	0.00	0.00	0.00	0.00	0.00	0.00
10E000 1500 4100 10 000000	BOWLING SUPPLIES	0.00	0.00	0.00	0.00	0.00	0.00	0.00
10E000 1500 4100 11 000000	VOLLEYBALL SUPPLIES	0.00	0.00	0.00	-781.80	154.80	3,900.00	0.00
10E000 1500 4100 12 000000	HS BOYS GOLF SUPPLIES	0.00	0.00	0.00	0.00	0.00	939.39	0.00
10E000 1500 4100 13 000000	CHEERLEADING SUPPLIES	0.00	0.00	0.00	-491.00	491.00	3,050.00	0.00
10E000 1500 4100 14 000000	DANCE/POM PON SUPPLIES	0.00	0.00	0.00	0.00	0.00	2,185.15	0.00
10E000 1500 4100 15 000000	HS BOYS BASKETBALL SUPPLIES	0.00	0.00	0.00	0.00	0.00	1,548.25	0.00
10E000 1500 4100 20 000000	JH BOYS BASKETBALL SUPPLIES	0.00	0.00	0.00	0.00	0.00	275.00	0.00
10E000 1500 4100 21 000000	JH BASEBALL SUPPLIES	0.00	0.00	0.00	-1,721.60	1,721.60	1,591.14	0.00
10E000 1500 4100 22 000000	JH SOFTBALL SUPPLIES	0.00	0.00	0.00	-1,542.65	1,542.65	2,414.79	0.00
10E000 1500 4100 23 000000	JH VOLLEYBALL SUPPLIES	0.00	0.00	0.00	0.00	0.00	0.00	0.00
10E000 1500 4100 24 000000	JH CHEERLEADING SUPPLIES	0.00	0.00	0.00	0.00	0.00	0.00	0.00
10E000 1500 4100 25 000000	JH DANCE/POM PON SUPPLIES	0.00	0.00	0.00	0.00	0.00	247.49	0.00
10E000 1500 4100 26 000000	JH BOYS TRACK SUPPLIES	0.00	0.00	0.00	0.00	0.00	0.00	0.00
10E000 1500 4100 27 000000	JH BOYS CROSS COUNTRY SUPPL	0.00	0.00	0.00	0.00	0.00	179.86	0.00
10E000 1500 4100 31 000000	HS GIRLS BASKETBALL SUPPLIE	0.00	0.00	0.00	-3,534.67	0.00	4,500.00	0.00
10E000 1500 4100 32 000000	HS GIRLS CROSS COUNTRY SUPP	0.00	0.00	0.00	-250.00	250.00	525.00	0.00
10E000 1500 4100 33 000000	HS GIRLS TRACK SUPPLIES	0.00	0.00	0.00	-835.00	835.00	832.82	0.00
10E000 1500 4100 34 000000	HS GIRLS GOLF SUPPLIES	0.00	0.00	0.00	-796.40	796.40	613.50	0.00
10E000 1500 4100 35 000000	HS GIRLS TENNIS SUPPLIES	0.00	0.00	0.00	-874.60	874.60	0.00	0.00
10E000 1500 4100 36 000000	HS GIRLS SOCCER SUPPLIES	0.00	0.00	0.00	0.00	0.00	4,577.00	0.00
10E000 1500 4100 40 000000	JH GIRLS BASKETBALL SUPPLIE	0.00	0.00	0.00	0.00	0.00	579.00	0.00
10E000 1500 4100 41 000000	JH GIRLS TRACK SUPPLIES	0.00	0.00	0.00	0.00	0.00	0.00	0.00
10E000 1500 4100 42 000000	JH GIRLS CROSS COUNTRY SUPP	0.00	0.00	0.00	0.00	0.00	0.00	0.00
10E000 1500 4110 00 000000	ATHL: AWARDS	0.00	0.00	0.00	0.00	0.00	9,387.95	0.00
10E000 1500 4110 01 000000	FOOTBALL AWARDS	0.00	0.00	0.00	0.00	0.00	388.55	0.00
10E000 1500 4110 02 000000	HS BOYS CROSS COUNTRY AWARD	0.00	0.00	0.00	0.00	0.00	107.75	0.00
10E000 1500 4110 03 000000	HS BOYS TENNIS AWARDS	0.00	0.00	0.00	0.00	0.00	187.65	0.00
10E000 1500 4110 04 000000	HS BOYS SOCCER AWARDS	0.00	0.00	0.00	0.00	0.00	197.80	0.00
10E000 1500 4110 05 000000	HS BOYS TRACK AWARDS	0.00	0.00	0.00	0.00	0.00	33.75	0.00

Account Number	Account Level Description Account Number	2021-22 Original Budget	July 2021-22 Monthly Activity	2021-22 FYTD Activity	2021-22 Available Funds	Encumbered Amount	2020-21 FY Activity	2021-22 FYTD %
10	EDUCATIONAL FUND							
10E000 1500 4110 06 000000	WRESTLING AWARDS	0.00	0.00	0.00	0.00	0.00	49.50	0.00
10E000 1500 4110 07 000000	BASEBALL AWARDS	0.00	0.00	0.00	0.00	0.00	117.25	0.00
10E000 1500 4110 08 000000	SOFTBALL AWARDS	0.00	0.00	0.00	0.00	0.00	36.00	0.00
10E000 1500 4110 09 000000	FISHING AWARDS	0.00	0.00	0.00	0.00	0.00	35.25	0.00
10E000 1500 4110 10 000000	BOWLING AWARDS	0.00	0.00	0.00	0.00	0.00	70.00	0.00
10E000 1500 4110 11 000000	VOLLEYBALL AWARDS	0.00	0.00	0.00	0.00	0.00	224.65	0.00
10E000 1500 4110 12 000000	HS BOYS GOLF AWARDS	0.00	0.00	0.00	0.00	0.00	41.00	0.00
10E000 1500 4110 13 000000	CHEERLEADING AWARDS	0.00	0.00	0.00	0.00	0.00	190.59	0.00
10E000 1500 4110 14 000000	DANCE/POM PON AWARDS	0.00	0.00	0.00	0.00	0.00	94.60	0.00
10E000 1500 4110 15 000000	HS BOYS BASKETBALL AWARDS	0.00	0.00	0.00	0.00	0.00	155.40	0.00
10E000 1500 4110 20 000000	JH BOYS BASKETBALL AWARDS	0.00	0.00	0.00	0.00	0.00	0.00	0.00
10E000 1500 4110 21 000000	JH BASEBALL AWARDS	0.00	0.00	0.00	0.00	0.00	166.34	0.00
10E000 1500 4110 22 000000	JH SOFTBALL AWARDS	0.00	0.00	0.00	0.00	0.00	55.00	0.00
10E000 1500 4110 23 000000	JH VOLLEYBALL AAWARDS	0.00	0.00	0.00	0.00	0.00	55.00	0.00
10E000 1500 4110 24 000000	JH CHEERLEADING AWARDS	0.00	0.00	0.00	0.00	0.00	116.40	0.00
10E000 1500 4110 25 000000	JH DANCE/POM PON AWARDS	0.00	0.00	0.00	0.00	0.00	280.54	0.00
10E000 1500 4110 26 000000	JH BOYS TRACK AWARDS	0.00	0.00	0.00	0.00	0.00	0.00	0.00
10E000 1500 4110 27 000000	JH BOYS CROSS COUNTRY AWARD	0.00	0.00	0.00	0.00	0.00	578.50	0.00
10E000 1500 4110 31 000000	HS GIRLS BASKETBALL AWARDS	0.00	0.00	0.00	0.00	0.00	93.25	0.00
10E000 1500 4110 32 000000	HS GIRLS CROSS COUNTRY AWAR	0.00	0.00	0.00	0.00	0.00	66.25	0.00
10E000 1500 4110 33 000000	HS GIRLS TRACK AWARDS	0.00	0.00	0.00	0.00	0.00	33.75	0.00
10E000 1500 4110 34 000000	HS GIRLS GOLF AWARDS	0.00	0.00	0.00	0.00	0.00	97.00	0.00
10E000 1500 4110 35 000000	HS GIRLS TENNIS AWARDS	0.00	0.00	0.00	0.00	0.00	267.90	0.00
10E000 1500 4110 36 000000	HS GIRLS SOCCER AWARDS	0.00	0.00	0.00	0.00	0.00	199.55	0.00
10E000 1500 4110 37 000000	HS COLOR GUARD AWARDS	0.00	0.00	0.00	0.00	0.00	0.00	0.00
10E000 1500 4110 40 000000	JH GIRLS BASKETBALL AWARDS	0.00	0.00	0.00	0.00	0.00	116.40	0.00
10E000 1500 4110 42 000000	JH GIRLS CROSS COUNTRY AWAR	0.00	0.00	0.00	0.00	0.00	0.00	0.00
10E000 1500 4120 01 000000	FOOTBALL MEALS	0.00	0.00	0.00	0.00	0.00	0.00	0.00
10E000 1500 4120 02 000000	HS BOYS CROSS COUNTRY MEALS	0.00	0.00	0.00	0.00	0.00	0.00	0.00
10E000 1500 4120 03 000000	HS BOYS TENNIS MEALS	0.00	0.00	0.00	0.00	0.00	0.00	0.00
10E000 1500 4120 04 000000	HS BOYS SOCCER MEALS	0.00	0.00	0.00	0.00	0.00	260.00	0.00
10E000 1500 4120 05 000000	HS BOYS TRACK AWARDS/MEALS	0.00	0.00	0.00	0.00	0.00	1,479.86	0.00
10E000 1500 4120 06 000000	WRESTLING AWARDS/MEALS	0.00	0.00	0.00	0.00	0.00	-338.00	0.00
10E000 1500 4120 07 000000	BASEBALL AWARDS/MEALS	0.00	0.00	0.00	0.00	0.00	0.00	0.00
10E000 1500 4120 08 000000	SOFTBALL AWARDS/MEALS	0.00	0.00	0.00	0.00	0.00	145.00	0.00
10E000 1500 4120 09 000000	FISHING AWARDS/MEALS	0.00	0.00	0.00	0.00	0.00	0.00	0.00
10E000 1500 4120 10 000000	BOWLING AWARDS/MEALS	0.00	0.00	0.00	0.00	0.00	0.00	0.00
10E000 1500 4120 11 000000	VOLLEYBALL AWARDS/MEALS	0.00	0.00	0.00	0.00	0.00	155.00	0.00

Account Number	Account Level Description Account Number	2021-22 Original Budget	July 2021-22 Monthly Activity	2021-22 FYTD Activity	2021-22 Available Funds	Encumbered Amount	2020-21 FY Activity	2021-22 FYTD %
10	EDUCATIONAL FUND							
10E000 1500 4120 12 000000	HS BOYS GOLF AWARDS/MEALS	0.00	0.00	0.00	0.00	0.00	175.00	0.00
10E000 1500 4120 13 000000	CHEERLEADING AWARDS/MEALS	0.00	0.00	0.00	0.00	0.00	140.00	0.00
10E000 1500 4120 14 000000	DANCE/POM PON AWARDS/MEALS	0.00	0.00	0.00	0.00	0.00	125.00	0.00
10E000 1500 4120 15 000000	HS BOYS BASKETBALL AWARDS/M	0.00	0.00	0.00	0.00	0.00	148.65	0.00
10E000 1500 4120 20 000000	JH BOYS BASKETBALL AWARDS/M	0.00	0.00	0.00	0.00	0.00	165.00	0.00
10E000 1500 4120 21 000000	JH BASEBALL AWARDS/MEALS	0.00	0.00	0.00	0.00	0.00	0.00	0.00
10E000 1500 4120 22 000000	JH SOFTBALL AWARDS/MEALS	0.00	0.00	0.00	0.00	0.00	0.00	0.00
10E000 1500 4120 23 000000	JH VOLLEYBALL AAWARDS/MEALS	0.00	0.00	0.00	0.00	0.00	145.22	0.00
10E000 1500 4120 26 000000	JH BOYS TRACK AWARDS/MEALS	0.00	0.00	0.00	0.00	0.00	277.17	0.00
10E000 1500 4120 31 000000	HS GIRLS BASKETBALL AWARDS/	0.00	0.00	0.00	0.00	0.00	217.89	0.00
10E000 1500 4120 32 000000	HS GIRLS CROSS COUNTRY AWAR	0.00	0.00	0.00	0.00	0.00	52.98	0.00
10E000 1500 4120 33 000000	HS GIRLS TRACK AWARDS/MEALS	0.00	0.00	0.00	0.00	0.00	511.77	0.00
10E000 1500 4120 34 000000	HS GIRLS GOLF AWARDS/MEALS	0.00	0.00	0.00	0.00	0.00	428.82	0.00
10E000 1500 4120 35 000000	HS GIRLS TENNIS AWARDS/MEAL	0.00	0.00	0.00	0.00	0.00	0.00	0.00
10E000 1500 4120 40 000000	JH GIRLS BASKETBALL AWARDS/	0.00	0.00	0.00	0.00	0.00	116.32	0.00
10E303 1500 4120 36 000000	HS GIRLS SOCCER MEALS	0.00	0.00	0.00	0.00	0.00	0.00	0.00
10E000 1500 5400 00 000000	ATHL: CAP OUT	0.00	0.00	0.00	0.00	0.00	0.00	0.00
10E000 1500 5400 02 000000	BOYS CROSS COUNTRY CAP OUTL	0.00	0.00	0.00	0.00	0.00	550.00	0.00
10E000 1500 5400 04 000000	HS BOYS SOCCER CAPITAL OUTL	0.00	0.00	0.00	0.00	0.00	0.00	0.00
10E000 1500 5400 05 000000	HS BOYS TRACK CAPITAL OUTLA	0.00	0.00	0.00	0.00	0.00	1,904.99	0.00
10E000 1500 5400 06 000000	WRESTLING CAPITAL OUTLAY	0.00	0.00	0.00	0.00	0.00	0.00	0.00
10E000 1500 5400 07 000000	BASEBALL CAPITAL OUTLAY	0.00	0.00	0.00	0.00	0.00	0.00	0.00
10E000 1500 5400 08 000000	SOFTBALL CAPITAL OUTLAY	0.00	0.00	0.00	-2,050.00	2,050.00	0.00	0.00
10E000 1500 5400 10 000000	BOWLING CAPITAL OUTLAY	0.00	0.00	0.00	0.00	0.00	0.00	0.00
10E000 1500 5400 11 000000	VOLLEYBALL CAPITAL OUTLAY	0.00	0.00	0.00	0.00	0.00	0.00	0.00
10E000 1500 5400 26 000000	JH BOYS TRACK CAPITAL OUTLA	0.00	0.00	0.00	0.00	0.00	0.00	0.00
10E000 1500 5400 32 000000	GIRLS CROSS COUNTRY CAP OUT	0.00	0.00	0.00	0.00	0.00	0.00	0.00
10E000 1500 5400 33 000000	HS GIRLS TRACK CAPTIAL OUTL	0.00	0.00	0.00	-550.00	550.00	0.00	0.00
10E000 1500 5400 41 000000	JH GIRLS TRACK CAPITAL OUTL	0.00	0.00	0.00	0.00	0.00	0.00	0.00
10E000 1500 5400 42 000000	JH GIRLS CROSS COUNTRY CAPI	0.00	0.00	0.00	0.00	0.00	0.00	0.00
10E000 1500 6400 00 000000	ATHL: DUES/FEES	0.00	0.00	0.00	0.00	0.00	3,120.00	0.00
10E000 1500 6400 01 000000	FOOTBALL DUES/FEES	0.00	0.00	0.00	0.00	0.00	668.00	0.00
10E000 1500 6400 02 000000	HS BOYS CROSS COUNTRY DUES/	0.00	0.00	0.00	0.00	0.00	162.50	0.00
10E000 1500 6400 03 000000	HS BOYS TENNIS DUES/FEES	0.00	0.00	0.00	0.00	0.00	100.00	0.00
10E000 1500 6400 04 000000	HS BOYS SOCCER DUES/FEES	0.00	0.00	0.00	0.00	0.00	0.00	0.00
10E000 1500 6400 05 000000	HS BOYS TRACK DUES/FEES	0.00	0.00	0.00	0.00	0.00	265.00	0.00
10E000 1500 6400 06 000000	WRESTLING DUES/FEES	0.00	0.00	0.00	0.00	0.00	150.00	0.00
10E000 1500 6400 07 000000	BASEBALL DUES/FEES	0.00	0.00	0.00	0.00	0.00	100.00	0.00

Account Number	Account Level Description Account Number	2021-22 Original Budget	July 2021-22 Monthly Activity	2021-22 FYTD Activity	2021-22 Available Funds	Encumbered Amount	2020-21 FY Activity	2021-22 FYTD %
10	EDUCATIONAL FUND							
10E000 1500 6400 08 000000	SOFTBALL DUES/FEES	0.00	0.00	0.00	0.00	0.00	100.00	0.00
10E000 1500 6400 09 000000	FISHING DUES/FEES	0.00	0.00	0.00	0.00	0.00	300.00	0.00
10E000 1500 6400 10 000000	BOWLING DUES/FEES	0.00	0.00	0.00	0.00	0.00	100.00	0.00
10E000 1500 6400 11 000000	VOLLEYBALL DUES/FEES	0.00	0.00	0.00	0.00	0.00	0.00	0.00
10E000 1500 6400 12 000000	HS BOYS GOLF DUES/FEES	0.00	0.00	0.00	0.00	0.00	3,539.00	0.00
10E000 1500 6400 15 000000	HS BOYS BASKETBALL DUES/FEE	0.00	0.00	0.00	0.00	0.00	50.00	0.00
10E000 1500 6400 20 000000	JH BOYS BASKETBALL DUES/FEE	0.00	0.00	0.00	0.00	0.00	0.00	0.00
10E000 1500 6400 21 000000	JH BASEBALL DUES/FEES	0.00	0.00	0.00	0.00	0.00	0.00	0.00
10E000 1500 6400 23 000000	JH VOLLEYBALL DUES/FEES	0.00	0.00	0.00	0.00	0.00	0.00	0.00
10E000 1500 6400 25 000000	JH DANCE/POM POM DUES/FEES	0.00	0.00	0.00	0.00	0.00	0.00	0.00
10E000 1500 6400 26 000000	JH BOYS TRACK DUES/FEES	0.00	0.00	0.00	0.00	0.00	0.00	0.00
10E000 1500 6400 27 000000	JH BOYS CROSS COUNTRY DUES/	0.00	0.00	0.00	0.00	0.00	59.86	0.00
10E000 1500 6400 31 000000	HS GIRLS BASKETBALL DUES/FE	0.00	0.00	0.00	0.00	0.00	0.00	0.00
10E000 1500 6400 32 000000	HS GIRLS CROSS COUNTRY DUES	0.00	0.00	0.00	0.00	0.00	162.50	0.00
10E000 1500 6400 33 000000	HS GIRLS TRACK DUES/FEES	0.00	0.00	0.00	0.00	0.00	650.00	0.00
10E000 1500 6400 34 000000	HS GIRLS GOLF DUES/FEES	0.00	0.00	0.00	0.00	0.00	2,698.33	0.00
10E000 1500 6400 35 000000	HS GIRLS TENNIS DUES/FEES	0.00	0.00	0.00	0.00	0.00	135.00	0.00
10E000 1500 6400 36 000000	HS GIRLS SOCCER DUES/FEES	0.00	0.00	0.00	0.00	0.00	130.00	0.00
10E000 1500 6400 40 000000	JH GIRLS BASKETBALL DUES/FE	0.00	0.00	0.00	0.00	0.00	0.00	0.00
10E000 1500 6400 41 000000	JH GIRLS TRACK DUES/FEES	0.00	0.00	0.00	0.00	0.00	0.00	0.00
10E000 1500 6400 42 000000	JH GIRLS CROSS COUNTRY DUES	0.00	0.00	0.00	0.00	0.00	0.00	0.00
10E303 1500 6400 13 000000	HS CHEERLEADING DUE/FEES	0.00	0.00	0.00	0.00	0.00	0.00	0.00
10E000 1501 1120 00 000000	ADAMS: ATHL: COACHES	0.00	166.68	166.68	-166.68	0.00	15,166.79	0.00
10E000 1501 2100 00 000000	ADAMS TRS EMPR.	0.00	0.00	0.00	0.00	0.00	0.00	0.00
10E000 1501 2110 00 000000	ADAMS: ATHL: TRS 9%	0.00	0.00	0.00	0.00	0.00	214.26	0.00
10E000 1501 2120 00 000000	ADAMS: ATHL: IMRF	0.00	0.00	0.00	0.00	0.00	141.38	0.00
10E000 1501 2130 00 000000	ADAMS: ATHL: FICA	0.00	0.00	0.00	0.00	0.00	0.00	0.00
10E000 1501 2140 00 000000	ADAMS: ATHL: MEDICARE	0.00	0.00	0.00	0.00	0.00	0.00	0.00
10E000 1501 2170 00 000000	ADAMS: ATHL: TRS .58%	0.00	0.00	0.00	0.00	0.00	14.00	0.00
10E000 1501 2250 00 000000	ADAMS: ATHL: TRS INS	0.00	0.00	0.00	0.00	0.00	53.52	0.00
10E000 1501 3190 00 000000	ADAMS: ATHL: OFFICIALS	0.00	0.00	0.00	0.00	0.00	2,128.51	0.00
10E000 1501 4100 00 000000	ADAMS: ATHL: SUPPLIES	0.00	0.00	0.00	0.00	0.00	203.15	0.00
10E000 1501 6400 00 000000	ADAMS: ATHL: DUES/FEES	0.00	0.00	0.00	0.00	0.00	311.70	0.00
10E000 1600 1120 00 000002	JH SUM SCH SALARY: TEACHER	0.00	0.00	0.00	0.00	0.00	135.00	0.00
10E000 1600 1120 00 000003	HS SUM SCH SALARY: TEACH	0.00	0.00	0.00	0.00	0.00	0.00	0.00
10E000 1600 2110 00 000002	JH SUMMER SCHHOL TRS 9%	0.00	0.00	0.00	0.00	0.00	13.35	0.00
10E000 1600 2110 00 000003	HS SUMMER SCHOOL TRS 9%	0.00	0.00	0.00	0.00	0.00	0.00	0.00
10E000 1600 2170 00 000002	JH SUMMER SCHOOL TRS .58%	0.00	0.00	0.00	0.00	0.00	0.86	0.00

Account Number	Account Level Description Account Number	2021-22 Original Budget	July 2021-22 Monthly Activity	2021-22 FYTD Activity	2021-22 Available Funds	Encumbered Amount	2020-21 FY Activity	2021-22 FYTD %
10	EDUCATIONAL FUND							
10E000 1600 2170 00 000003	HS SUMMER SCHOOL TRS .58%	0.00	0.00	0.00	0.00	0.00	0.00	0.00
10E000 1600 2250 00 000002	JH SUMMER SCHOOL TRS HEALTH	0.00	0.00	0.00	0.00	0.00	3.20	0.00
10E000 1600 2250 00 000003	HS SUMMER SCHOOL TRS HEALTH	0.00	0.00	0.00	0.00	0.00	0.00	0.00
10E105 2122 1120 00 000000	ADAMS PUPIL SERV SALARY	0.00	5,848.76	5,848.76	-5,848.76	0.00	61,318.28	0.00
10E107 2122 1120 00 000000	JEFFERSON PUPIL SERV SALARY	0.00	0.00	0.00	0.00	0.00	0.00	0.00
10E108 2122 1120 00 000000	LINCOLN PUP SERV SALARY	0.00	5,432.08	5,432.08	-5,432.08	0.00	64,809.96	0.00
10E109 2122 1120 00 000000	LONGFELLOW PUPIL SERV SALAR	0.00	0.00	0.00	0.00	0.00	5,921.65	0.00
10E110 2122 1120 00 000000	WASHINGTON PUPIL SERV SALAR	0.00	0.00	0.00	0.00	0.00	0.00	0.00
10E204 2122 1120 00 000000	JH PUPIL SERV SALARY	0.00	9,814.16	9,814.16	-9,814.16	0.00	118,837.75	0.00
10E303 2122 1120 00 000000	HS PUPIL SERV SALARY	0.00	27,410.44	27,410.44	-27,410.44	0.00	326,883.60	0.00
10E902 2122 1120 30 105000	ADAMS TITLE I SALARY	0.00	0.00	0.00	0.00	0.00	8,491.84	0.00
10E902 2122 1120 30 107000	JEFFERSON TITLE I SALARY	0.00	0.00	0.00	0.00	0.00	4,211.28	0.00
10E902 2122 1120 30 108000	LINCOLN TITLE I SALARY	0.00	0.00	0.00	0.00	0.00	0.00	0.00
10E902 2122 1120 30 109000	LONGFELLOW TITLE I SALARY	0.00	0.00	0.00	0.00	0.00	4,211.24	0.00
10E902 2122 1120 30 110000	WASHINGTON TITLE I SALARY	0.00	0.00	0.00	0.00	0.00	0.00	0.00
10E930 2122 1120 00 107000	TITLE I PUPIL SALARY	0.00	4,398.76	4,398.76	-4,398.76	0.00	26,392.56	0.00
10E930 2122 1120 00 109000	TITLE I PUPIL SALARY	0.00	4,332.08	4,332.08	-4,332.08	0.00	43,320.80	0.00
10E930 2122 1120 00 110000	TITLE I PUPIL SALARY	0.00	2,849.38	2,849.38	-2,849.38	0.00	39,891.24	0.00
10E930 2122 1120 30 000000	TITLE I:PUPIL SERV. SAL	0.00	0.00	0.00	0.00	0.00	0.00	0.00
10E105 2122 1130 00 000000	ADAMS PUPIL SERV INCREMENT	0.00	389.04	389.04	-389.04	0.00	4,644.32	0.00
10E204 2122 1130 00 000000	JH PUPIL SERV INCREMENT	0.00	376.54	376.54	-376.54	0.00	4,494.32	0.00
10E303 2122 1130 00 000000	HS PUPIL SERV INCREMENT	0.00	2,202.22	2,202.22	-2,202.22	0.00	26,270.80	0.00
10E107 2122 1200 00 000000	JEFFERSON SUB FOR 2122	0.00	0.00	0.00	0.00	0.00	0.00	0.00
10E108 2122 1200 00 000000	LINCOLN SUB FOR 2122	0.00	0.00	0.00	0.00	0.00	180.00	0.00
10E110 2122 1200 00 000000	WASHINGTON SUB FOR 2122	0.00	0.00	0.00	0.00	0.00	0.00	0.00
10E204 2122 1200 00 000000	MJHS SUB FOR 2122	0.00	0.00	0.00	0.00	0.00	0.00	0.00
10E902 2122 1200 30 107000	JE TITLE I PUPIL SERV	0.00	0.00	0.00	0.00	0.00	0.00	0.00
10E902 2122 1200 30 109000	LO TITLE I PUPIL SERV	0.00	0.00	0.00	0.00	0.00	0.00	0.00
10E105 2122 2100 00 000000	ADAMS TRS-R	0.00	0.00	0.00	0.00	0.00	2,007.20	0.00
10E107 2122 2100 00 000000	JEFFERSON TRS-R	0.00	0.00	0.00	0.00	0.00	0.00	0.00
10E108 2122 2100 00 000000	LINCOLN TRS-R	0.00	0.00	0.00	0.00	0.00	0.00	0.00
10E109 2122 2100 00 000000	LONGFELLOW TRS-R	0.00	0.00	0.00	0.00	0.00	0.00	0.00
10E110 2122 2100 00 000000	WASHINGTON TRS-R	0.00	0.00	0.00	0.00	0.00	0.00	0.00
10E204 2122 2100 00 000000	JH TRS-R	0.00	0.00	0.00	0.00	0.00	0.00	0.00
10E303 2122 2100 00 000000	HS TRS-R	0.00	0.00	0.00	0.00	0.00	0.00	0.00
10E902 2122 2100 30 105000	AD TITLE I PUPIL SERV FED T	0.00	0.00	0.00	0.00	0.00	0.00	0.00
10E902 2122 2100 30 107000	JE TITLE I PUPIL SERV FED T	0.00	0.00	0.00	0.00	0.00	0.00	0.00
10E902 2122 2100 30 109000	LO TITLE I PUPIL SERV FED T	0.00	0.00	0.00	0.00	0.00	0.00	0.00

Account Number	Account Level Description Account Number	2021-22 Original Budget	July 2021-22 Monthly Activity	2021-22 FYTD Activity	2021-22 Available Funds	Encumbered Amount	2020-21 FY Activity	2021-22 FYTD %
10	EDUCATIONAL FUND							
10E930 2122 2100 00 107000	JE TITLE I PUPIL SERV FED T	0.00	0.00	0.00	0.00	0.00	3,019.20	0.00
10E930 2122 2100 00 109000	LO TITIE I PUPIL SERV FED T	0.00	0.00	0.00	0.00	0.00	4,955.60	0.00
10E930 2122 2100 00 110000	WA TITILE I PUPIL SERV FED	0.00	0.00	0.00	0.00	0.00	1,955.76	0.00
10E930 2122 2100 30 000000	TITLE I:PUPIL SER TRS 10	0.00	0.00	0.00	0.00	0.00	0.00	0.00
10E105 2122 2110 00 000000	ADAMS PUPIL SERV TRS	0.00	0.00	0.00	0.00	0.00	7,403.04	0.00
10E107 2122 2110 00 000000	JEFFERSON PUPIL SERV TRS	0.00	0.00	0.00	0.00	0.00	0.00	0.00
10E108 2122 2110 00 000000	LINCOLN PUPIL SERV TRS	0.00	0.00	0.00	0.00	0.00	6,446.86	0.00
10E109 2122 2110 00 000000	LONGFELLOW PUPIL SERV TRS	0.00	0.00	0.00	0.00	0.00	0.00	0.00
10E110 2122 2110 00 000000	WASHINGTON PUPIL SERV TRS	0.00	0.00	0.00	0.00	0.00	0.00	0.00
10E204 2122 2110 00 000000	JH PUPIL SERV TRS	0.00	0.00	0.00	0.00	0.00	11,701.51	0.00
10E303 2122 2110 00 000000	HS PUPIL SERV TRS 9%	0.00	0.00	0.00	0.00	0.00	35,144.76	0.00
10E902 2122 2110 30 105000	AD TITLE I PUPIL SERV TRS	0.00	0.00	0.00	0.00	0.00	0.00	0.00
10E902 2122 2110 30 107000	JE TITLE I PUPIL SERV TRS	0.00	0.00	0.00	0.00	0.00	0.00	0.00
10E902 2122 2110 30 109000	LO TITLE I PUPIL SERV TRS	0.00	0.00	0.00	0.00	0.00	0.00	0.00
10E930 2122 2110 00 107000	JE TITILE I PUPIL SERV TRS	0.00	0.00	0.00	0.00	0.00	3,480.31	0.00
10E930 2122 2110 00 109000	LO TITLE I PUPIL SERV TRS	0.00	0.00	0.00	0.00	0.00	5,141.29	0.00
10E930 2122 2110 00 110000	WA TITLE I PUPIL SERV TRS	0.00	0.00	0.00	0.00	0.00	4,509.00	0.00
10E930 2122 2110 30 000000	TITLE I:PUPIL TRS 9.8901	0.00	0.00	0.00	0.00	0.00	0.00	0.00
10E105 2122 2170 00 000000	ADAMS PUPIL SERV TRS .58	0.00	0.00	0.00	0.00	0.00	479.23	0.00
10E107 2122 2170 00 000000	JEFFERSON PUP SERV TRS .58	0.00	0.00	0.00	0.00	0.00	0.00	0.00
10E108 2122 2170 00 000000	LINCOLN PUPIL SERV TRS	0.00	0.00	0.00	0.00	0.00	418.35	0.00
10E109 2122 2170 00 000000	LONGFELLOW PUPIL SERV TRS .	0.00	0.00	0.00	0.00	0.00	0.00	0.00
10E110 2122 2170 00 000000	WASHINGTON PUPIL SERV TRS .	0.00	0.00	0.00	0.00	0.00	0.00	0.00
10E204 2122 2170 00 000000	JH PUPIL SERV TRS .58%	0.00	0.00	0.00	0.00	0.00	757.50	0.00
10E303 2122 2170 00 000000	HS PUPIL SERV TRS .58	0.00	0.00	0.00	0.00	0.00	2,274.64	0.00
10E902 2122 2170 30 105000	AD TITLE I PUPIL SERV TRS .	0.00	0.00	0.00	0.00	0.00	0.00	0.00
10E902 2122 2170 30 107000	JE TITLE I PUPIL SERV TRS .	0.00	0.00	0.00	0.00	0.00	0.00	0.00
10E902 2122 2170 30 109000	LO TITLE I PUPIL SERV TRS .	0.00	0.00	0.00	0.00	0.00	0.00	0.00
10E930 2122 2170 00 107000	JE TITLE I PUPIL SERV TRS .	0.00	0.00	0.00	0.00	0.00	225.26	0.00
10E930 2122 2170 00 109000	LO TITLE I PUPIL SERV TRS .	0.00	0.00	0.00	0.00	0.00	332.84	0.00
10E930 2122 2170 00 110000	WA TITLE I PUPIL SERV TRS .	0.00	0.00	0.00	0.00	0.00	291.83	0.00
10E930 2122 2170 30 000000	TITLE I:PUPIL SER TRS.58	0.00	0.00	0.00	0.00	0.00	0.00	0.00
10E105 2122 2220 00 000000	ADAMS PUPIL SERV HEALTH INS	0.00	1,106.14	1,106.14	-1,106.14	0.00	11,061.40	0.00
10E107 2122 2220 00 000000	JEFFERSON PUP SERV HEALTH I	0.00	0.00	0.00	0.00	0.00	0.00	0.00
10E108 2122 2220 00 000000	LINCOLN PUPIL SERV HEALTH I	0.00	1,568.62	1,568.62	-1,568.62	0.00	18,680.82	0.00
10E109 2122 2220 00 000000	LONGFELLOW PUPIL SERV HEALT	0.00	0.00	0.00	0.00	0.00	0.00	0.00
10E110 2122 2220 00 000000	WASHINGTON PUPIL SERV HEALT	0.00	0.00	0.00	0.00	0.00	0.00	0.00
10E204 2122 2220 00 000000	JH PUPIL SERV HEALTH INS	0.00	3,137.24	3,137.24	-3,137.24	0.00	37,361.64	0.00

Account Number	Account Level Description Account Number	2021-22 Original Budget	July 2021-22 Monthly Activity	2021-22 FYTD Activity	2021-22 Available Funds	Encumbered Amount	2020-21 FY Activity	2021-22 FYTD %
10	EDUCATIONAL FUND							
10E303 2122 2220 00 000000	HS PUPIL SERV HEALTH INSURA	0.00	5,947.48	5,947.48	-5,947.48	0.00	69,837.96	0.00
10E902 2122 2220 30 105000	AD TITLE I HEALTH INS	0.00	0.00	0.00	0.00	0.00	2,111.72	0.00
10E902 2122 2220 30 107000	JE TITLE I HEALTH INS	0.00	0.00	0.00	0.00	0.00	570.78	0.00
10E902 2122 2220 30 109000	LO TITLE I HEALTH INS	0.00	0.00	0.00	0.00	0.00	570.78	0.00
10E930 2122 2220 00 107000	JE TITLE I HEALTH INS	0.00	597.96	597.96	-597.96	0.00	3,587.76	0.00
10E930 2122 2220 30 000000	TITLE I:PUPIL SERV. INS	0.00	0.00	0.00	0.00	0.00	0.00	0.00
10E105 2122 2250 00 000000	ADAMS PUPIL SERV TRS INS	0.00	0.00	0.00	0.00	0.00	1,805.14	0.00
10E107 2122 2250 00 000000	JEFFERSON PUPIL SERV TRS IN	0.00	0.00	0.00	0.00	0.00	0.00	0.00
10E108 2122 2250 00 000000	LINCOLN PUPIL SERV TRS INS	0.00	0.00	0.00	0.00	0.00	1,548.81	0.00
10E109 2122 2250 00 000000	LONGFELLOW PUPIL SERV TRS I	0.00	0.00	0.00	0.00	0.00	0.00	0.00
10E110 2122 2250 00 000000	WASHINGTON PUPIL SERV TRS I	0.00	0.00	0.00	0.00	0.00	0.00	0.00
10E204 2122 2250 00 000000	JH PUPIL SERV TRS INS	0.00	0.00	0.00	0.00	0.00	2,808.42	0.00
10E303 2122 2250 00 000000	HS PUPIL SERV TRS HEALTH IN	0.00	0.00	0.00	0.00	0.00	8,427.61	0.00
10E902 2122 2250 30 105000	AD TITLE I TRS HEALTH	0.00	0.00	0.00	0.00	0.00	-28.36	0.00
10E902 2122 2250 30 107000	JE TITLE I TRS HEALTH	0.00	0.00	0.00	0.00	0.00	-30.23	0.00
10E902 2122 2250 30 109000	LO TITLE I TRS HEALTH	0.00	0.00	0.00	0.00	0.00	30.23	0.00
10E930 2122 2250 00 107000	JE TITLE I TRS HEALTH	0.00	0.00	0.00	0.00	0.00	782.14	0.00
10E930 2122 2250 00 109000	LO TITLE I TRS HEALTH	0.00	0.00	0.00	0.00	0.00	1,233.90	0.00
10E930 2122 2250 00 110000	WA TITLE I TRS HEALTH	0.00	0.00	0.00	0.00	0.00	1,082.17	0.00
10E930 2122 2250 30 000000	TITLE I:PUR SERV .5% IN	0.00	0.00	0.00	0.00	0.00	0.00	0.00
10E105 2122 3320 00 000000	ADAMS PUPIL SERV TRAVEL	0.00	0.00	0.00	0.00	0.00	0.00	0.00
10E107 2122 3320 00 000000	JEFFERSON PUPIL SERV TRAVEL	0.00	0.00	0.00	0.00	0.00	0.00	0.00
10E108 2122 3320 00 000000	LINCOLN PUPIL SERV TRAVEL	0.00	0.00	0.00	0.00	0.00	0.00	0.00
10E109 2122 3320 00 000000	LONGFELLOW PUPIL SERV TRAVE	0.00	0.00	0.00	0.00	0.00	0.00	0.00
10E110 2122 3320 00 000000	WASHINGTON PUPIL SERV TRAVE	0.00	0.00	0.00	0.00	0.00	0.00	0.00
10E204 2122 3320 00 000000	JH PUPIL SERV TRAVEL	0.00	0.00	0.00	0.00	0.00	0.00	0.00
10E303 2122 3320 00 000000	HS PUPIL SERV TRAVEL	0.00	0.00	0.00	0.00	0.00	0.00	0.00
10E105 2122 4100 00 000000	ADAMS PUPIL SERV SUPPLIES	0.00	0.00	0.00	0.00	0.00	0.00	0.00
10E107 2122 4100 00 000000	JEFFERSON PUP SERV SUPPLIES	0.00	0.00	0.00	0.00	0.00	0.00	0.00
10E108 2122 4100 00 000000	LINCOLN PUPIL SERV SUPPLIES	0.00	0.00	0.00	0.00	0.00	0.00	0.00
10E109 2122 4100 00 000000	LONGFELLOW PUPIL SERV SUPPL	0.00	0.00	0.00	0.00	0.00	0.00	0.00
10E110 2122 4100 00 000000	WASHINGTON PUPIL SERV SUPPL	0.00	0.00	0.00	0.00	0.00	0.00	0.00
10E204 2122 4100 00 000000	JH PUPIL SERV SUPPLIES	0.00	0.00	0.00	0.00	0.00	0.00	0.00
10E303 2122 4100 00 000000	HS PUPIL SERV SUPPLIES	0.00	0.00	0.00	0.00	0.00	0.00	0.00
10E940 2130 4100 30 000000	ESSER SUPPLIES	0.00	0.00	0.00	0.00	0.00	47,752.88	0.00
10E000 2134 1150 00 000000	HEALTH SERV: SALARY	0.00	2,979.64	2,979.64	-2,979.64	0.00	34,960.96	0.00
10E105 2134 1150 00 000000	ADAMS HEALTH SERV SALARY	0.00	2,075.68	2,075.68	-2,075.68	0.00	25,103.94	0.00
10E107 2134 1150 00 000000	JEFFERSON HEALTH SERV SALAR	0.00	1,941.70	1,941.70	-1,941.70	0.00	23,883.48	0.00

Account Number	Account Level Description Account Number	2021-22 Original Budget	July 2021-22 Monthly Activity	2021-22 FYTD Activity	2021-22 Available Funds	Encumbered Amount	2020-21 FY Activity	2021-22 FYTD %
10	EDUCATIONAL FUND							
10E108 2134 1150 00 000000	LINCOLN HEALTH SERV SALARY	0.00	2,125.42	2,125.42	-2,125.42	0.00	26,453.74	0.00
10E109 2134 1150 00 000000	LONGFELLOW HEALTH SERV SALA	0.00	1,809.84	1,809.84	-1,809.84	0.00	21,818.19	0.00
10E110 2134 1150 00 000000	WASHINGTON HEALTH SERV SALA	0.00	2,622.76	2,622.76	-2,622.76	0.00	33,754.56	0.00
10E204 2134 1150 00 000000	JH HEALTH SALARY	0.00	1,706.80	1,706.80	-1,706.80	0.00	16,655.00	0.00
10E303 2134 1150 00 000000	HS HEALTH SERV SALARY	0.00	1,809.84	1,809.84	-1,809.84	0.00	22,217.54	0.00
10E000 2134 1200 00 000000	HEALTH SERV SUB	0.00	0.00	0.00	0.00	0.00	144.00	0.00
10E105 2134 1250 00 000000	ADAMS HEALTH SERV SUB SALAR	0.00	0.00	0.00	0.00	0.00	144.00	0.00
10E107 2134 1250 00 000000	JEFFERSON HEALTH SERV SUB S	0.00	0.00	0.00	0.00	0.00	144.00	0.00
10E108 2134 1250 00 000000	LINCOLN HEALTH SERV SUB	0.00	0.00	0.00	0.00	0.00	72.00	0.00
10E109 2134 1250 00 000000	LONGFELLOW HEALTH SERV SUB	0.00	0.00	0.00	0.00	0.00	0.00	0.00
10E110 2134 1250 00 000000	WASHINGTON HEALTH SERV SUB	0.00	0.00	0.00	0.00	0.00	720.00	0.00
10E204 2134 1250 00 000000	JH HEALTH SERV SUB	0.00	0.00	0.00	0.00	0.00	756.00	0.00
10E303 2134 1250 00 000000	HS HEALT SERV SUB SALARY	0.00	0.00	0.00	0.00	0.00	0.00	0.00
10E000 2134 2110 00 000000	HEALTH SERV: TRS 9%	0.00	0.00	0.00	0.00	0.00	3,911.96	0.00
10E105 2134 2120 00 000000	ADAMS HEALTH SERV IMRF	0.00	97.80	97.80	-97.80	0.00	1,182.83	0.00
10E107 2134 2120 00 000000	JEFFERSON HEALTH SERV IMRF	0.00	91.50	91.50	-91.50	0.00	1,125.48	0.00
10E108 2134 2120 00 000000	LINCOLN HEALTH SERV IMRF	0.00	100.14	100.14	-100.14	0.00	1,246.44	0.00
10E109 2134 2120 00 000000	LONGFELLOW HEALTH SERV IMRF	0.00	85.28	85.28	-85.28	0.00	1,028.08	0.00
10E110 2134 2120 00 000000	WASHINGTON HEALTH SERV IMRF	0.00	123.58	123.58	-123.58	0.00	1,590.49	0.00
10E204 2134 2120 00 000000	JH HEALTH IMRF	0.00	80.42	80.42	-80.42	0.00	784.76	0.00
10E303 2134 2120 00 000000	HS HEALTH SERV IMRF	0.00	85.28	85.28	-85.28	0.00	1,046.88	0.00
10E000 2134 2170 00 000000	HEALTH SERV: TRS .58%	0.00	0.00	0.00	0.00	0.00	253.25	0.00
10E000 2134 2220 00 000000	HEALTH SERV: INSUR	0.00	1,106.14	1,106.14	-1,106.14	0.00	12,067.54	0.00
10E105 2134 2220 00 000000	ADAMS HEALTH SERV HEALTH IN	0.00	0.00	0.00	0.00	0.00	0.00	0.00
10E107 2134 2220 00 000000	JEFFERSON HEALTH SERV HEALT	0.00	0.00	0.00	0.00	0.00	0.00	0.00
10E108 2134 2220 00 000000	LINCOLN HEALTH SERV HEALTH	0.00	597.96	597.96	-597.96	0.00	7,121.16	0.00
10E109 2134 2220 00 000000	LONGFELLOW HEALTH SERV HEAL	0.00	0.00	0.00	0.00	0.00	0.00	0.00
10E110 2134 2220 00 000000	WASHINGTON HEALTH SERV HEAL	0.00	0.00	0.00	0.00	0.00	0.00	0.00
10E204 2134 2220 00 000000	JH HEALTH SERV HEALTH INS	0.00	0.00	0.00	0.00	0.00	0.00	0.00
10E303 2134 2220 00 000000	HS HEALTH SERV HEALTH INSUR	0.00	597.96	597.96	-597.96	0.00	7,121.16	0.00
10E000 2134 2250 00 000000	HEALTH SERV: TRS .5%	0.00	0.00	0.00	0.00	0.00	938.86	0.00
10E000 2134 3190 00 000000	HEALTH SERVICE: PURCHASED S	0.00	0.00	0.00	0.00	0.00	540.00	0.00
10E105 2134 3190 00 000000	ADAMS HEALTH SERV PURCH SER	0.00	0.00	0.00	0.00	0.00	0.00	0.00
10E107 2134 3190 00 000000	JEFFERSON HEALT SERV PURCHA	0.00	0.00	0.00	0.00	0.00	0.00	0.00
10E108 2134 3190 00 000000	LINCOLN HEALTH SERV PURCH S	0.00	0.00	0.00	0.00	0.00	0.00	0.00
10E109 2134 3190 00 000000	LONGFELLOW HEALTH SERV PURC	0.00	0.00	0.00	0.00	0.00	0.00	0.00
10E110 2134 3190 00 000000	WASHINGTON HEALTH SERV PURC	0.00	0.00	0.00	0.00	0.00	0.00	0.00
10E204 2134 3190 00 000000	JH HEALTH SERV PURCHASED SE	0.00	0.00	0.00	0.00	0.00	0.00	0.00

Account Number	Account Level Description Account Number	2021-22 Original Budget	July 2021-22 Monthly Activity	2021-22 FYTD Activity	2021-22 Available Funds	Encumbered Amount	2020-21 FY Activity	2021-22 FYTD %
10	EDUCATIONAL FUND							
10E303 2134 3190 00 000000	HS HEALTH SERV PURCHASED SE	0.00	0.00	0.00	0.00	0.00	0.00	0.00
10E000 2134 3320 00 000000	HEALTH SERV: TRAVEL	0.00	0.00	0.00	0.00	0.00	80.08	0.00
10E105 2134 3320 00 000000	ADAMS HEALTH SERV TRAVEL	0.00	0.00	0.00	0.00	0.00	60.00	0.00
10E107 2134 3320 00 000000	JEFFERSON HEALTH SERV TRAVE	0.00	0.00	0.00	0.00	0.00	0.00	0.00
10E108 2134 3320 00 000000	LINCOLN HEALTH SERV TRAVEL	0.00	0.00	0.00	0.00	0.00	0.00	0.00
10E109 2134 3320 00 000000	LONGFELLOW HEALTH SERV TRAV	0.00	0.00	0.00	0.00	0.00	0.00	0.00
10E110 2134 3320 00 000000	WASHINGTON HEALTH SERV TRAV	0.00	0.00	0.00	0.00	0.00	0.00	0.00
10E204 2134 3320 00 000000	JH HEALTH SERV TRAVEL	0.00	0.00	0.00	0.00	0.00	0.00	0.00
10E303 2134 3320 00 000000	HS HEALTH SERV TRAVEL	0.00	0.00	0.00	0.00	0.00	0.00	0.00
10E000 2134 4100 00 000000	HEALTH SERV: SUPPLIES	0.00	0.00	0.00	0.00	0.00	3,162.97	0.00
10E105 2134 4100 00 000000	ADAMS HEALTH SERV SUPPLIES	0.00	0.00	0.00	0.00	0.00	821.90	0.00
10E107 2134 4100 00 000000	JEFFERSON HEALTH SERV SUPPL	0.00	0.00	0.00	0.00	0.00	591.44	0.00
10E108 2134 4100 00 000000	LINCOLN HEALTH SERV SUPPLIE	0.00	0.00	0.00	-408.80	408.80	632.80	0.00
10E109 2134 4100 00 000000	LONGFELLOW HEALTH SERV SUPP	0.00	0.00	0.00	0.00	0.00	257.82	0.00
10E110 2134 4100 00 000000	WASHINGTON HEALTH SERV SUPP	0.00	0.00	0.00	-402.44	402.44	253.96	0.00
10E204 2134 4100 00 000000	JH HEALTH SERV SUPPLIES	0.00	0.00	0.00	0.00	0.00	34.62	0.00
10E303 2134 4100 00 000000	HS HEALTH SERV SUPPLIES	0.00	452.94	452.94	-452.94	0.00	202.42	0.00
10E960 2134 4100 30 000000	ESSER II HEALTH SERV SUPPLI	0.00	0.00	0.00	0.00	0.00	0.00	0.00
10E965 2134 4100 30 000000	Esser III Health Supplies	0.00	47.50	47.50	-47.50	0.00	0.00	0.00
10E000 2134 5400 00 000000	HEALTH SERV: EQUIP	0.00	0.00	0.00	0.00	0.00	0.00	0.00
10E105 2134 5400 00 000000	ADAMS HEALTH SERV EQUIPMENT	0.00	0.00	0.00	0.00	0.00	0.00	0.00
10E107 2134 5400 00 000000	JEFFERSON HEALTH SERV EQUIP	0.00	0.00	0.00	0.00	0.00	0.00	0.00
10E108 2134 5400 00 000000	LINCOLN HEALTH SERV EQUIPME	0.00	0.00	0.00	0.00	0.00	0.00	0.00
10E109 2134 5400 00 000000	LONGFELLOW HEALTH SERV EQUI	0.00	0.00	0.00	0.00	0.00	0.00	0.00
10E110 2134 5400 00 000000	WASHINGTON HEALTH SERV EQUI	0.00	0.00	0.00	0.00	0.00	0.00	0.00
10E204 2134 5400 00 000000	JH HEALTH SERV CAPITAL OUTL	0.00	0.00	0.00	0.00	0.00	0.00	0.00
10E303 2134 5400 00 000000	HS HEALTH SERV CAPITAL OUTL	0.00	0.00	0.00	0.00	0.00	2,888.00	0.00
10E000 2190 1190 00 000000	NOON WORKERS/ CROSSING GUAR	0.00	0.00	0.00	0.00	0.00	0.00	0.00
10E105 2190 1190 00 000000	ADAMS SUPPORT STAFF SALARY	0.00	0.00	0.00	0.00	0.00	3,539.75	0.00
10E107 2190 1190 00 000000	JEFFERSON SUPPORT STAFF SAL	0.00	0.00	0.00	0.00	0.00	27,527.32	0.00
10E108 2190 1190 00 000000	LINCOLN SUPPORT STAFF SALAR	0.00	0.00	0.00	0.00	0.00	18,644.59	0.00
10E109 2190 1190 00 000000	LONGFELLOW SUPPORT STAFF SA	0.00	0.00	0.00	0.00	0.00	15,411.85	0.00
10E110 2190 1190 00 000000	WASHINGTON SUPPORT STAFF SA	0.00	0.00	0.00	0.00	0.00	38,645.64	0.00
10E204 2190 1190 00 000000	JH SUPPORT STAFF	0.00	0.00	0.00	0.00	0.00	10,120.63	0.00
10E303 2190 1190 00 000000	HS SUPPORT STAFF SALARY	0.00	0.00	0.00	0.00	0.00	32,702.64	0.00
10E105 2190 2120 00 000000	ADAMS SUPPORT STAFF IMRF	0.00	0.00	0.00	0.00	0.00	0.00	0.00
10E107 2190 2120 00 000000	JEFFERSON SUPPORT STAFF IMR	0.00	0.00	0.00	0.00	0.00	264.64	0.00
10E108 2190 2120 00 000000	LINCOLN SUPPORT STAFF IMRF	0.00	0.00	0.00	0.00	0.00	198.51	0.00

Account Number	Account Level Description Account Number	2021-22 Original Budget	July 2021-22 Monthly Activity	2021-22 FYTD Activity	2021-22 Available Funds	Encumbered Amount	2020-21 FY Activity	2021-22 FYTD %
10	EDUCATIONAL FUND							
10E109 2190 2120 00 000000	LONGFELLOW SUPPORT STAFF IM	0.00	0.00	0.00	0.00	0.00	461.17	0.00
10E110 2190 2120 00 000000	WASHINGTON SUPPORT STAFF IM	0.00	0.00	0.00	0.00	0.00	1,121.13	0.00
10E204 2190 2120 00 000000	JH SUPPORT STAFF IMRF	0.00	0.00	0.00	0.00	0.00	396.85	0.00
10E303 2190 2120 00 000000	HS SUPPORT STAFF IMRF	0.00	0.00	0.00	0.00	0.00	1,540.93	0.00
10E105 2190 2220 00 000000	ADAMS SUPPORT STAFF HEALTH	0.00	0.00	0.00	0.00	0.00	0.00	0.00
10E107 2190 2220 00 000000	JEFFERSON SUPPORT STAFF HEA	0.00	0.00	0.00	0.00	0.00	0.00	0.00
10E108 2190 2220 00 000000	LINCOLN SUPPORT STAFF HEALT	0.00	0.00	0.00	0.00	0.00	0.00	0.00
10E109 2190 2220 00 000000	LONGFELLOW SUPPORT STAFF HE	0.00	0.00	0.00	0.00	0.00	0.00	0.00
10E110 2190 2220 00 000000	WASHINGTON SUPPORT STAFF HE	0.00	0.00	0.00	0.00	0.00	5,680.62	0.00
10E204 2190 2220 00 000000	JH SUPPORT STAFF HEALTH INS	0.00	0.00	0.00	0.00	0.00	0.00	0.00
10E303 2190 2220 00 000000	HS Support Staff Health	0.00	0.00	0.00	0.00	0.00	0.00	0.00
10E303 2190 4100 00 000000	HS DIPLOMA/PROGRAM	0.00	0.00	0.00	0.00	0.00	7,398.05	0.00
10E000 2210 1110 00 000000	IMP INST: SALARY,DIR CUR	0.00	10,166.66	10,166.66	-10,166.66	0.00	96,996.36	0.00
10E902 2210 1110 30 105000	ADAMS TITLE I IMP INST DIR	0.00	0.00	0.00	0.00	0.00	4,094.20	0.00
10E902 2210 1110 30 107000	JEFFERSON TITLE I IMP INST	0.00	0.00	0.00	0.00	0.00	4,094.20	0.00
10E902 2210 1110 30 108000	LINCOLN TITLE I IMP INST DI	0.00	0.00	0.00	0.00	0.00	4,094.20	0.00
10E902 2210 1110 30 109000	LONG TITLE I IMP INST DIR	0.00	0.00	0.00	0.00	0.00	4,094.20	0.00
10E902 2210 1110 30 110000	WASHINGTO TITLE I IMP INST	0.00	0.00	0.00	0.00	0.00	4,094.20	0.00
10E930 2210 1110 00 105000	AD TITLE I IMP INST	0.00	1,223.08	1,223.08	-1,223.08	0.00	17,407.00	0.00
10E930 2210 1110 00 107000	JE TITLE I IMP INST	0.00	1,223.08	1,223.08	-1,223.08	0.00	17,407.00	0.00
10E930 2210 1110 00 108000	LI TITLE I IMP INST	0.00	1,223.08	1,223.08	-1,223.08	0.00	17,407.00	0.00
10E930 2210 1110 00 109000	LO TITLE I IMP INST	0.00	1,223.08	1,223.08	-1,223.08	0.00	17,407.00	0.00
10E930 2210 1110 00 110000	WA TITLE I IMP INST	0.00	1,223.10	1,223.10	-1,223.10	0.00	17,407.60	0.00
10E902 2210 1120 30 105000	ADAMS TITLE I IMP INST SALA	0.00	0.00	0.00	0.00	0.00	0.00	0.00
10E902 2210 1120 30 107000	JEFFER TITLE I IMP INST SAL	0.00	0.00	0.00	0.00	0.00	0.00	0.00
10E902 2210 1120 30 108000	LINCOL TITLE I IMP INST SAL	0.00	0.00	0.00	0.00	0.00	0.00	0.00
10E902 2210 1120 30 109000	LONGFE TITLE I IMP INST SAL	0.00	0.00	0.00	0.00	0.00	0.00	0.00
10E902 2210 1120 30 110000	WASHIN TITLE I IMP INST SAL	0.00	0.00	0.00	0.00	0.00	0.00	0.00
10E930 2210 1120 30 000000	TITLE I: IMPR INS CO SAL	0.00	0.00	0.00	0.00	0.00	17,595.04	0.00
10E303 2210 1130 00 000001	3 CIRCLE AG GRANT SALARY	0.00	0.00	0.00	0.00	0.00	2,024.65	0.00
10E936 2210 1130 00 000004	Title SIP MJHS Stipend	0.00	0.00	0.00	0.00	0.00	0.00	0.00
10E936 2210 1130 00 000005	Title SIP Adams Stipend	0.00	0.00	0.00	0.00	0.00	0.00	0.00
10E000 2210 1150 00 000000	IMP INST: SALARY,SECRETA	0.00	2,936.82	2,936.82	-2,936.82	0.00	35,241.84	0.00
10E000 2210 1300 00 000000	Imp.Inst.-Stipends	0.00	0.00	0.00	0.00	0.00	75.00	0.00
10E902 2210 1300 30 000000	TITLE I STIPENDS	0.00	0.00	0.00	0.00	0.00	0.00	0.00
10E902 2210 1300 30 105000	ADAMS TITLE I STIPENDS	0.00	0.00	0.00	0.00	0.00	0.00	0.00
10E902 2210 1300 30 107000	JEFFERSON TITLE I STIPENDS	0.00	0.00	0.00	0.00	0.00	0.00	0.00
10E902 2210 1300 30 108000	LINCOLN TITLE I STIPENDS	0.00	0.00	0.00	0.00	0.00	0.00	0.00

Account Number	Account Level Description Account Number	2021-22 Original Budget	July 2021-22 Monthly Activity	2021-22 FYTD Activity	2021-22 Available Funds	Encumbered Amount	2020-21 FY Activity	2021-22 FYTD %
10	EDUCATIONAL FUND							
10E902 2210 1300 30 109000	LONGFELLOW TITLE I STIPENDS	0.00	0.00	0.00	0.00	0.00	0.00	0.00
10E902 2210 1300 30 110000	WASHINGTON TITLE I STIPENDS	0.00	0.00	0.00	0.00	0.00	0.00	0.00
10E930 2210 1300 30 000000	TITLE I: STIPENDS	0.00	0.00	0.00	0.00	0.00	0.00	0.00
10E930 2210 1300 30 105000	Title I Salary-Summer Schoo	0.00	0.00	0.00	0.00	0.00	500.00	0.00
10E930 2210 1300 30 107000	Title I Salary-Summer Schoo	0.00	0.00	0.00	0.00	0.00	2,020.00	0.00
10E930 2210 1300 30 108000	Title I Salary-Summer Schoo	0.00	0.00	0.00	0.00	0.00	2,000.00	0.00
10E930 2210 1300 30 109000	Title I Salary-Summer Schoo	0.00	0.00	0.00	0.00	0.00	2,427.35	0.00
10E930 2210 1300 30 110000	Title I Salary-Summer Schoo	0.00	0.00	0.00	0.00	0.00	2,000.00	0.00
10E935 2210 1300 00 000004	JH TITLE I 1003A STIPENDS	0.00	0.00	0.00	0.00	0.00	383.40	0.00
10E935 2210 1300 00 000005	AD TITLE I 1003A STIPENDS	0.00	0.00	0.00	0.00	0.00	0.00	0.00
10E935 2210 1300 00 000007	JE TITLE I 1003A STIPENDS	0.00	0.00	0.00	0.00	0.00	0.00	0.00
10E940 2210 1300 30 000000	ESSER GRANT SALARY	0.00	0.00	0.00	0.00	0.00	23,165.54	0.00
10E960 2210 1300 30 000000	ESSER II IMPR INSTR SALARIE	0.00	0.00	0.00	0.00	0.00	180.00	0.00
10E902 2210 2100 30 000000	TITLE I FED TRS	0.00	0.00	0.00	0.00	0.00	0.00	0.00
10E902 2210 2100 30 105000	AD TITLE I FED TRS	0.00	0.00	0.00	0.00	0.00	197.12	0.00
10E902 2210 2100 30 107000	JE TITLE I FED TRS	0.00	0.00	0.00	0.00	0.00	197.12	0.00
10E902 2210 2100 30 108000	LI TITLE I FED TRS	0.00	0.00	0.00	0.00	0.00	197.12	0.00
10E902 2210 2100 30 109000	LO TITLE I FED TRS	0.00	0.00	0.00	0.00	0.00	197.12	0.00
10E902 2210 2100 30 110000	WA TITLE I FED TRS	0.00	0.00	0.00	0.00	0.00	197.04	0.00
10E930 2210 2100 00 105000	AD TITLE I FED TRS	0.00	0.00	0.00	0.00	0.00	1,991.40	0.00
10E930 2210 2100 00 107000	JE TITLE I FED TRS	0.00	0.00	0.00	0.00	0.00	1,991.40	0.00
10E930 2210 2100 00 108000	LI TITLE I FED TRS	0.00	0.00	0.00	0.00	0.00	1,991.40	0.00
10E930 2210 2100 00 109000	LO TITLE I FED TRS	0.00	0.00	0.00	0.00	0.00	1,991.40	0.00
10E930 2210 2100 00 110000	WA TITLE I FED TRS	0.00	0.00	0.00	0.00	0.00	1,991.00	0.00
10E930 2210 2100 30 000000	TITLE I: IMP INST RET 10	0.00	0.00	0.00	0.00	0.00	2,012.80	0.00
10E930 2210 2100 30 105000	Title I Fed TRS-Summer Scho	0.00	0.00	0.00	0.00	0.00	53.28	0.00
10E930 2210 2100 30 107000	Title I Fed TRS-Summer Scho	0.00	0.00	0.00	0.00	0.00	215.12	0.00
10E930 2210 2100 30 108000	Title I Fed TRS-Summer Scho	0.00	0.00	0.00	0.00	0.00	212.98	0.00
10E930 2210 2100 30 109000	Title I FED TRS-Summer Scho	0.00	0.00	0.00	0.00	0.00	257.14	0.00
10E930 2210 2100 30 110000	Title I Fed TRS-Summer Scho	0.00	0.00	0.00	0.00	0.00	212.98	0.00
10E935 2210 2100 00 000004	TITLE II FED TRS	0.00	0.00	0.00	0.00	0.00	8.58	0.00
10E940 2210 2100 30 000000	ESSER GRANT FED TRS	0.00	0.00	0.00	0.00	0.00	800.44	0.00
10E960 2210 2100 30 000000		0.00	0.00	0.00	0.00	0.00	20.59	0.00
10E000 2210 2110 00 000000	IMP INST: TRS 9%	0.00	1,005.50	1,005.50	-1,005.50	0.00	9,598.84	0.00
10E303 2210 2110 00 000001	3 CIRCLE AG GRANT TRS 9%	0.00	0.00	0.00	0.00	0.00	205.92	0.00
10E902 2210 2110 30 000000	TITLE I 9% TRS	0.00	0.00	0.00	0.00	0.00	0.00	0.00
10E902 2210 2110 30 105000	AD TITLE I TRS 9%	0.00	0.00	0.00	0.00	0.00	170.40	0.00
10E902 2210 2110 30 107000	JE TITLE I TRS 9%	0.00	0.00	0.00	0.00	0.00	170.40	0.00

Account Number	Account Level Description Account Number	2021-22 Original Budget	July 2021-22 Monthly Activity	2021-22 FYTD Activity	2021-22 Available Funds	Encumbered Amount	2020-21 FY Activity	2021-22 FYTD %
10	EDUCATIONAL FUND							
10E902 2210 2110 30 108000	LI TITLE I TRS 9%	0.00	0.00	0.00	0.00	0.00	170.40	0.00
10E902 2210 2110 30 109000	LO TITLE I TRS 9%	0.00	0.00	0.00	0.00	0.00	170.40	0.00
10E902 2210 2110 30 110000	WA TITLE I TRS 9%	0.00	0.00	0.00	0.00	0.00	170.44	0.00
10E930 2210 2110 00 105000	AD TITLE I TRS 9%	0.00	0.00	0.00	0.00	0.00	1,963.53	0.00
10E930 2210 2110 00 107000	JE TITLE I TRS 9%	0.00	0.00	0.00	0.00	0.00	1,963.53	0.00
10E930 2210 2110 00 108000	LI TITLE I TRS 9%	0.00	0.00	0.00	0.00	0.00	1,963.53	0.00
10E930 2210 2110 00 109000	LO TITLE I TRS 9%	0.00	0.00	0.00	0.00	0.00	1,963.53	0.00
10E930 2210 2110 00 110000	WA TITLE I TRS 9%	0.00	0.00	0.00	0.00	0.00	1,963.51	0.00
10E930 2210 2110 30 000000	TITLE I: TRS 9.8901	0.00	0.00	0.00	0.00	0.00	1,740.16	0.00
10E930 2210 2110 30 105000	Title I TRS-Summer School	0.00	0.00	0.00	0.00	0.00	49.36	0.00
10E930 2210 2110 30 107000	Title I TRS-Summer School	0.00	0.00	0.00	0.00	0.00	199.78	0.00
10E930 2210 2110 30 108000	Title I TRS-Summer School	0.00	0.00	0.00	0.00	0.00	197.80	0.00
10E930 2210 2110 30 109000	Title I TRS-Summer School	0.00	0.00	0.00	0.00	0.00	240.07	0.00
10E930 2210 2110 30 110000	Title I TRS-Summer School	0.00	0.00	0.00	0.00	0.00	197.80	0.00
10E935 2210 2110 00 000004	TITLE II TRS 9%	0.00	0.00	0.00	0.00	0.00	31.98	0.00
10E940 2210 2110 30 000000	ESSER TRS 9%	0.00	0.00	0.00	0.00	0.00	2,021.06	0.00
10E960 2210 2110 30 000000		0.00	0.00	0.00	0.00	0.00	17.80	0.00
10E000 2210 2120 00 000000	IMP INST: IMRF	0.00	138.38	138.38	-138.38	0.00	1,660.56	0.00
10E902 2210 2120 30 000000	TITLE I IMRF	0.00	0.00	0.00	0.00	0.00	0.00	0.00
10E930 2210 2120 30 000000	TITLE 1: IMRF	0.00	0.00	0.00	0.00	0.00	0.00	0.00
10E940 2210 2120 30 000000	ESSER IMRF 4.5%	0.00	0.00	0.00	0.00	0.00	50.55	0.00
10E000 2210 2170 00 000000	IMP INST: TRS .58%	0.00	65.08	65.08	-65.08	0.00	621.26	0.00
10E303 2210 2170 00 000001	3 CIRCLE AG GRANT TRS .58%	0.00	0.00	0.00	0.00	0.00	13.41	0.00
10E902 2210 2170 30 000000	TITLE I .58% TRS	0.00	0.00	0.00	0.00	0.00	0.00	0.00
10E902 2210 2170 30 105000	AD TITLE I TRS .58%	0.00	0.00	0.00	0.00	0.00	11.04	0.00
10E902 2210 2170 30 107000	JE TITLE I TRS .58%	0.00	0.00	0.00	0.00	0.00	11.04	0.00
10E902 2210 2170 30 108000	LI TITLE I TRS .58%	0.00	0.00	0.00	0.00	0.00	11.04	0.00
10E902 2210 2170 30 109000	LO TITLE I TRS .58%	0.00	0.00	0.00	0.00	0.00	11.04	0.00
10E902 2210 2170 30 110000	WA TITLE I TRS .58%	0.00	0.00	0.00	0.00	0.00	10.99	0.00
10E930 2210 2170 00 105000	AD TITLE I TRS .58%	0.00	0.00	0.00	0.00	0.00	127.25	0.00
10E930 2210 2170 00 107000	JE TITLE I TRS .58%	0.00	0.00	0.00	0.00	0.00	127.25	0.00
10E930 2210 2170 00 108000	LI TITLE I TRS .58%	0.00	0.00	0.00	0.00	0.00	127.25	0.00
10E930 2210 2170 00 109000	LO TITLE I TRS .58%	0.00	0.00	0.00	0.00	0.00	127.25	0.00
10E930 2210 2170 00 110000	WA TITLE I TRS .58%	0.00	0.00	0.00	0.00	0.00	126.67	0.00
10E930 2210 2170 30 000000	TITLE I: TRS .58%	0.00	0.00	0.00	0.00	0.00	112.64	0.00
10E930 2210 2170 30 105000	Title I .58% TRS-Summer Sch	0.00	0.00	0.00	0.00	0.00	3.42	0.00
10E930 2210 2170 30 107000	Title I .58% TRS-Summer Sch	0.00	0.00	0.00	0.00	0.00	12.87	0.00
10E930 2210 2170 30 108000	Title I .58% TRS-Summer Sch	0.00	0.00	0.00	0.00	0.00	12.75	0.00

Account Number	Account Level Description Account Number	2021-22 Original Budget	July 2021-22 Monthly Activity	2021-22 FYTD Activity	2021-22 Available Funds	Encumbered Amount	2020-21 FY Activity	2021-22 FYTD %
10	EDUCATIONAL FUND							
10E930 2210 2170 30 109000	Title I .58% TRS-Summer Sch	0.00	0.00	0.00	0.00	0.00	15.47	0.00
10E930 2210 2170 30 110000	Title I .58% TRS-Summer Sch	0.00	0.00	0.00	0.00	0.00	12.75	0.00
10E935 2210 2170 00 000004	TITLE II TRS .58%	0.00	0.00	0.00	0.00	0.00	2.41	0.00
10E940 2210 2170 30 000000	ESSER TITLE TRS .58%	0.00	0.00	0.00	0.00	0.00	131.61	0.00
10E960 2210 2170 30 000000		0.00	0.00	0.00	0.00	0.00	1.15	0.00
10E000 2210 2220 00 000000	IMP INST: HEALTH INSUR	0.00	2,166.58	2,166.58	-2,166.58	0.00	12,551.30	0.00
10E902 2210 2220 30 105000	AD TITLE I HEALTH INS	0.00	0.00	0.00	0.00	0.00	598.92	0.00
10E902 2210 2220 30 107000	JE TITLE I HEALTH INS	0.00	0.00	0.00	0.00	0.00	598.92	0.00
10E902 2210 2220 30 108000	LI TITLE I HEALTH INS	0.00	0.00	0.00	0.00	0.00	598.92	0.00
10E902 2210 2220 30 109000	LO TITLE I HEALTH INS	0.00	0.00	0.00	0.00	0.00	598.92	0.00
10E902 2210 2220 30 110000	WA TITLE I HEALTH INS	0.00	0.00	0.00	0.00	0.00	598.94	0.00
10E930 2210 2220 00 105000	AD TITLE I HEALTH INS	0.00	313.72	313.72	-313.72	0.00	3,137.20	0.00
10E930 2210 2220 00 107000	JE TITLE I HEALTH INS	0.00	313.72	313.72	-313.72	0.00	3,137.20	0.00
10E930 2210 2220 00 108000	LI TITLE I HEALTH INS	0.00	313.72	313.72	-313.72	0.00	3,137.20	0.00
10E930 2210 2220 00 109000	LO TITLE I HEALTH INS	0.00	313.72	313.72	-313.72	0.00	3,137.20	0.00
10E930 2210 2220 00 110000	WA TITLE I HEALTH INS	0.00	313.74	313.74	-313.74	0.00	3,137.40	0.00
10E930 2210 2220 30 000000	TITLE I: HEALTH INS	0.00	0.00	0.00	0.00	0.00	2,391.84	0.00
10E303 2210 2225 00 000001	3 CIRCLE AG GRANT TRS THIS	0.00	0.00	0.00	0.00	0.00	0.00	0.00
10E000 2210 2250 00 000000	IMP INST: INS .5% TRS	0.00	175.40	175.40	-175.40	0.00	2,303.58	0.00
10E303 2210 2250 00 000001	HS 3 CIRCLE TRS HEALTH INS	0.00	0.00	0.00	0.00	0.00	51.52	0.00
10E902 2210 2250 30 000000	TITLE I TRS HEALTH	0.00	0.00	0.00	0.00	0.00	0.00	0.00
10E902 2210 2250 30 105000	AD TITLE I TRS HEALTH INS	0.00	0.00	0.00	0.00	0.00	-34.16	0.00
10E902 2210 2250 30 107000	JE TITLE I TRS HEALTH INS	0.00	0.00	0.00	0.00	0.00	59.64	0.00
10E902 2210 2250 30 108000	LI TITLE I TRS HEALTH INS	0.00	0.00	0.00	0.00	0.00	59.64	0.00
10E902 2210 2250 30 109000	LO TITLE I TRS HEALTH INS	0.00	0.00	0.00	0.00	0.00	59.64	0.00
10E902 2210 2250 30 110000	WA TITLE I TRS HEALTH INS	0.00	0.00	0.00	0.00	0.00	59.72	0.00
10E930 2210 2250 00 105000	AD TITLE I TRS HEALTH INS	0.00	0.00	0.00	0.00	0.00	471.27	0.00
10E930 2210 2250 00 107000	JE TITLE I TRS HEALTH INS	0.00	0.00	0.00	0.00	0.00	471.27	0.00
10E930 2210 2250 00 108000	LI TITLE I TRS HEALTH INS	0.00	0.00	0.00	0.00	0.00	471.27	0.00
10E930 2210 2250 00 109000	LO TITLE I TRS HEALTH INS	0.00	0.00	0.00	0.00	0.00	471.27	0.00
10E930 2210 2250 00 110000	WA TITLE I TRS HEALTH INS	0.00	0.00	0.00	0.00	0.00	471.29	0.00
10E930 2210 2250 30 000000	TITLE I: HEALT INS TRS .	0.00	0.00	0.00	0.00	0.00	378.96	0.00
10E930 2210 2250 30 105000	Title I TRS INS.-Summer Sch	0.00	0.00	0.00	0.00	0.00	11.84	0.00
10E930 2210 2250 30 107000	Title I TRS INS.-Summer Sch	0.00	0.00	0.00	0.00	0.00	47.95	0.00
10E930 2210 2250 30 108000	Title I TRS INS.-Summer Sch	0.00	0.00	0.00	0.00	0.00	47.47	0.00
10E930 2210 2250 30 109000	Title I TRS INS.-Summer Sch	0.00	0.00	0.00	0.00	0.00	57.62	0.00
10E930 2210 2250 30 110000	Title I TRS INS.-Summer Sch	0.00	0.00	0.00	0.00	0.00	47.47	0.00
10E935 2210 2250 00 000004	TITLE II TRS HEALTH	0.00	0.00	0.00	0.00	0.00	7.96	0.00

Account Number	Account Level Description Account Number	2021-22 Original Budget	July 2021-22 Monthly Activity	2021-22 FYTD Activity	2021-22 Available Funds	Encumbered Amount	2020-21 FY Activity	2021-22 FYTD %
10	EDUCATIONAL FUND							
10E940 2210 2250 30 000000	ESSER TRS HEALTH INS	0.00	0.00	0.00	0.00	0.00	492.97	0.00
10E960 2210 2250 30 000000		0.00	0.00	0.00	0.00	0.00	4.27	0.00
10E000 2210 3140 00 000001	IMP INST: CONTRACTUAL	0.00	0.00	0.00	0.00	0.00	0.00	0.00
10E902 2210 3140 30 000000	TITLE I CONTRACTUAL/STIPEND	0.00	0.00	0.00	0.00	0.00	0.00	0.00
10E902 2210 3140 30 105000	ADAMS TITLE I CONTRACTUAL	0.00	0.00	0.00	0.00	0.00	1,076.00	0.00
10E902 2210 3140 30 107000	JEFFERSON TITLE I CONTRACTU	0.00	0.00	0.00	0.00	0.00	2,154.00	0.00
10E902 2210 3140 30 108000	LINCOLN TITLE I CONTRACTUAL	0.00	0.00	0.00	0.00	0.00	4,308.00	0.00
10E902 2210 3140 30 109000	Title I PURCHASE SERVICES	0.00	0.00	0.00	0.00	0.00	2,154.00	0.00
10E902 2210 3140 30 110000	WASHINGTON TITLE I CONTRACT	0.00	0.00	0.00	0.00	0.00	4,308.00	0.00
10E930 2210 3140 30 000000	TITLE I: CONTRACTUAL/STIPEN	0.00	0.00	0.00	0.00	0.00	0.00	0.00
10E930 2210 3140 30 105000	AD TITLE I PURCH SERV	0.00	864.00	864.00	-864.00	0.00	0.00	0.00
10E930 2210 3140 30 107000	JE TITLE I PURCH SERV	0.00	1,260.00	1,260.00	-1,260.00	0.00	500.00	0.00
10E930 2210 3140 30 108000	LI TITLE I PURCH SERV	0.00	2,196.00	2,196.00	-2,196.00	0.00	0.00	0.00
10E930 2210 3140 30 109000	LO TITLE I PURCH SERV	0.00	2,760.00	2,760.00	-2,760.00	0.00	0.00	0.00
10E930 2210 3140 30 110000	WA TITLE I PURCH SERV	0.00	2,340.00	2,340.00	-2,340.00	0.00	0.00	0.00
10E960 2210 3140 30 000000	ESSER II PURCHASED SERVICES	0.00	29,969.71	29,969.71	-29,969.71	0.00	7,387.00	0.00
10E965 2210 3140 00 000000	ESSER III PURCHASE SERVICES	0.00	15,438.95	15,438.95	-15,438.95	0.00	0.00	0.00
10E000 2210 3190 00 000000	IMP INST: AMERICORPS	0.00	0.00	0.00	0.00	0.00	13,905.20	0.00
10E000 2210 3190 00 000001	Imp.Inst.-Conf.Reg.Fees	0.00	0.00	0.00	0.00	0.00	0.00	0.00
10E000 2210 3190 00 000002	Imp.Inst.-Contr.Services	0.00	0.00	0.00	0.00	0.00	13,426.99	0.00
10E935 2210 3190 00 000004	JH TITLE I 1003A PURCHASE S	0.00	1,804.73	1,804.73	-1,804.73	0.00	3,750.00	0.00
10E935 2210 3190 00 000005	AD TITLE I 1003A PURHCASE S	0.00	240.63	240.63	-240.63	0.00	500.00	0.00
10E935 2210 3190 00 000007	JE TITLE I 1003A PURCHASE S	0.00	0.00	0.00	0.00	0.00	0.00	0.00
10E936 2210 3190 00 000004	MJHS TITLE I SIP PUR.SERV.	0.00	0.00	0.00	0.00	0.00	0.00	0.00
10E936 2210 3190 00 000005	Title SIP Adams Purchase Se	0.00	0.00	0.00	0.00	0.00	0.00	0.00
10E940 2210 3190 30 000000	ESSER PURCHASE SERVICE	0.00	0.00	0.00	0.00	0.00	2,796.00	0.00
10E000 2210 3320 00 000000	IMP INST: TRAVEL	0.00	699.00	699.00	-794.00	95.00	175.00	0.00
10E303 2210 3320 00 000004	AG GRANT: TRAVEL/REGISTRATI	0.00	0.00	0.00	0.00	0.00	200.00	0.00
10E902 2210 3320 30 000000	TITLE I TRAVEL	0.00	0.00	0.00	0.00	0.00	0.00	0.00
10E902 2210 3320 30 105000	ADAMS TITLE I TRAVEL	0.00	0.00	0.00	0.00	0.00	0.00	0.00
10E902 2210 3320 30 107000	JEFFERSON TITLE I TRAVEL	0.00	0.00	0.00	0.00	0.00	0.00	0.00
10E902 2210 3320 30 108000	LINCOLN TITLE I TRAVEL	0.00	0.00	0.00	0.00	0.00	0.00	0.00
10E902 2210 3320 30 109000	LONGFELLOW TITLE I TRAVEL	0.00	0.00	0.00	0.00	0.00	0.00	0.00
10E902 2210 3320 30 110000	WASHINGTON TITLE I TRAVEL	0.00	0.00	0.00	0.00	0.00	0.00	0.00
10E930 2210 3320 30 000000	TITLE I: IMP INS TRAVEL	0.00	0.00	0.00	0.00	0.00	0.00	0.00
10E000 2210 4100 00 000000	IMP INST: SUPPLIES	0.00	0.00	0.00	-91.00	91.00	1,089.71	0.00
10E902 2210 4100 30 105000	ADAMS TITLE I SUPPLIES	0.00	0.00	0.00	0.00	0.00	0.00	0.00
10E902 2210 4100 30 107000	JEFFERSON TITLE I SUPPLIES	0.00	0.00	0.00	0.00	0.00	0.00	0.00

Account Number	Account Level Description Account Number	2021-22 Original Budget	July 2021-22 Monthly Activity	2021-22 FYTD Activity	2021-22 Available Funds	Encumbered Amount	2020-21 FY Activity	2021-22 FYTD %
10	EDUCATIONAL FUND							
10E902 2210 4100 30 108000	LINCOLN TITLE I SUPPLIES	0.00	0.00	0.00	0.00	0.00	0.00	0.00
10E902 2210 4100 30 109000	LONGFELLOW TITLE I SUPPLIES	0.00	0.00	0.00	0.00	0.00	0.00	0.00
10E902 2210 4100 30 110000	WASHINGTON TITLE I SUPPLIES	0.00	0.00	0.00	0.00	0.00	0.00	0.00
10E930 2210 4100 30 000000	TITLE I: IMPRV INST SUPL	0.00	0.00	0.00	0.00	0.00	0.00	0.00
10E000 2210 5400 00 000000	Imp of Instruction Capital	0.00	955.19	955.19	-1,854.19	899.00	0.00	0.00
10E000 2210 6400 00 000000	IMP INST: DUES/FEES	0.00	0.00	0.00	-1,056.46	1,056.46	59.00	0.00
10E000 2222 4300 00 000004	MEDIA: GRANT-STATE LIBR	0.00	0.00	0.00	0.00	0.00	1,367.27	0.00
10E000 2222 4300 00 000005	Media: Kent State Univ. Gra	0.00	0.00	0.00	0.00	0.00	0.00	0.00
10E000 2222 4300 00 000006	FED BACK TO BOOKS GRANT	0.00	0.00	0.00	-355.90	355.90	0.00	0.00
10E105 2222 4300 00 000000	ADAMS MEDIA LIBRARY	0.00	0.00	0.00	0.00	0.00	1,003.58	0.00
10E107 2222 4300 00 000000	JEFFERSON MEDIA LIBRARY	0.00	0.00	0.00	0.00	0.00	2,109.76	0.00
10E108 2222 4300 00 000000	LINCOLN MEDIA LIBRARY	0.00	0.00	0.00	0.00	0.00	3,702.96	0.00
10E109 2222 4300 00 000000	LONGFELLOW MEDIA LIBRARY	0.00	0.00	0.00	0.00	0.00	2,402.53	0.00
10E110 2222 4300 00 000000	WASHINGTON MEDIA LIBRARY	0.00	0.00	0.00	0.00	0.00	3,003.77	0.00
10E204 2222 4300 00 000000	JH MEDIA LIBRARY	0.00	0.00	0.00	-2,047.56	2,047.56	7,589.02	0.00
10E204 2222 4300 00 000001	JH SNAPDRAGON BOOK GRANT	0.00	0.00	0.00	0.00	0.00	693.05	0.00
10E303 2222 4300 00 000000	HS MEDIA LIBRARY	0.00	885.28	885.28	-2,216.22	1,330.94	7,950.06	0.00
10E000 2223 4900 00 000002	MEDIA: Follett Software-All	0.00	0.00	0.00	-2,270.19	2,270.19	5,213.81	0.00
10E105 2223 4900 00 000000	ADAMS MEDIA AV	0.00	0.00	0.00	0.00	0.00	1,095.68	0.00
10E107 2223 4900 00 000000	JEFFERSON MEDIA AV	0.00	0.00	0.00	0.00	0.00	736.64	0.00
10E108 2223 4900 00 000000	LINCOLN MEDIA AV	0.00	0.00	0.00	0.00	0.00	998.18	0.00
10E109 2223 4900 00 000000	LONGFELLOW MEDIA AV	0.00	0.00	0.00	0.00	0.00	972.54	0.00
10E110 2223 4900 00 000000	WASHINGTON MEDIA AV	0.00	0.00	0.00	0.00	0.00	990.80	0.00
10E204 2223 4900 00 000000	JH MEDIA AV	0.00	0.00	0.00	0.00	0.00	1,666.77	0.00
10E303 2223 4900 00 000000	HS MEDIA AV	0.00	0.00	0.00	-153.40	153.40	1,887.17	0.00
10E000 2225 1140 00 000000	TECH: SALARY	0.00	20,667.12	20,667.12	-20,667.12	0.00	238,044.94	0.00
10E000 2225 2120 00 000000	TECH: IMRF	0.00	910.10	910.10	-910.10	0.00	10,921.14	0.00
10E000 2225 2220 00 000000	TECH: HEALTH INSURANCE	0.00	2,391.84	2,391.84	-2,391.84	0.00	31,646.48	0.00
10E000 2225 3190 00 000000	TECH: CONTRACTUAL	0.00	93,223.07	93,223.07	-151,598.07	58,375.00	159,104.24	0.00
10E000 2225 3320 00 000000	TECH: TRAVEL	0.00	0.00	0.00	0.00	0.00	145.00	0.00
10E000 2225 4100 00 000000	TECH: SUPPLIES	0.00	16.99	16.99	-352.99	336.00	82,475.06	0.00
10E000 2225 5400 00 000000	TECH: CAP OUTLAY	0.00	0.00	0.00	-67,305.00	0.00	6,725.00	0.00
10E000 2225 5400 00 000001	TECH: CAP OUTLAY 2500+	0.00	0.00	0.00	0.00	0.00	0.00	0.00
10E000 2225 6400 00 000000	TECH: DUES/FEES	0.00	0.00	0.00	0.00	0.00	380.00	0.00
10E000 2230 3160 00 000001	TESTING: ELEM.	0.00	0.00	0.00	0.00	0.00	0.00	0.00
10E000 2230 3160 00 000002	TESTING; JUNIOR HI	0.00	0.00	0.00	0.00	0.00	0.00	0.00
10E000 2230 3160 00 000003	TESTING: HIGH SCHOOL	0.00	0.00	0.00	0.00	0.00	-761.00	0.00
10E902 2230 3190 30 000000	Assessment & Testing Pur. S	0.00	0.00	0.00	0.00	0.00	9,258.00	0.00

Account Number	Account Level Description Account Number	2021-22 Original Budget	July 2021-22 Monthly Activity	2021-22 FYTD Activity	2021-22 Available Funds	Encumbered Amount	2020-21 FY Activity	2021-22 FYTD %
10	EDUCATIONAL FUND							
10E902 2230 3190 30 105000	ADAMS TITLE ASSESSMENT & TE	0.00	0.00	0.00	0.00	0.00	0.00	0.00
10E902 2230 3190 30 107000	JEFFER TITLE ASSESSMENT & T	0.00	0.00	0.00	0.00	0.00	0.00	0.00
10E902 2230 3190 30 108000	LINCOL TITLE ASSESSMENT & T	0.00	0.00	0.00	0.00	0.00	0.00	0.00
10E902 2230 3190 30 109000	LONGFE TITLE ASSESSMENT & T	0.00	0.00	0.00	0.00	0.00	0.00	0.00
10E902 2230 3190 30 110000	WASH TITLE ASSESSMENT & TES	0.00	0.00	0.00	0.00	0.00	0.00	0.00
10E930 2230 3190 30 000000	TITLE I ASSMT. & TESTING PS	0.00	0.00	0.00	0.00	0.00	9,145.00	0.00
10E930 2230 3190 30 105000	AD TITLE I PURCHASE SERVICE	0.00	1,045.00	1,045.00	-1,045.00	0.00	872.00	0.00
10E930 2230 3190 30 107000	JE TITLE I PURCHASE SERVICE	0.00	3,252.00	3,252.00	-3,252.00	0.00	4,960.00	0.00
10E930 2230 3190 30 108000	LI TITLE I PURCHASE SERVICE	0.00	2,500.00	2,500.00	-2,500.00	0.00	9,957.75	0.00
10E930 2230 3190 30 109000	LO TITLE I PURCHASE SERVICE	0.00	3,581.25	3,581.25	-3,581.25	0.00	6,827.50	0.00
10E930 2230 3190 30 110000	WA TITLE I PURCHASE SERVICE	0.00	2,500.00	2,500.00	-2,500.00	0.00	6,960.00	0.00
10E940 2230 3190 30 000000	ESSER GRANT ASSESSMENT TEST	0.00	0.00	0.00	0.00	0.00	249.00	0.00
10E965 2230 3190 00 000000	ESSER III PURCHASE SERVICES	0.00	0.00	0.00	-76,125.00	76,125.00	0.00	0.00
10E000 2230 4100 00 000000	TESTING: DISTRICT	0.00	0.00	0.00	0.00	0.00	0.00	0.00
10E000 2310 3190 00 000000	BD FINANCIAL MANAGEMENT SER	0.00	34,651.46	34,651.46	-34,651.46	0.00	16,495.50	0.00
10E000 2310 3320 00 000000	BD: TRAVEL	0.00	0.00	0.00	0.00	0.00	0.00	0.00
10E000 2310 3820 00 000000	BD: SUMMER YOUTH CAMPS INSU	0.00	216.00	216.00	-216.00	0.00	216.00	0.00
10E000 2310 3900 00 000000	BD: OTHER	0.00	0.00	0.00	0.00	0.00	6,848.31	0.00
10E000 2310 4100 00 000000	BD: SUPPLIES	0.00	72.39	72.39	-72.39	0.00	2,463.49	0.00
10E000 2310 6400 00 000000	BD: DUES/FEES	0.00	12,608.82	12,608.82	-12,608.82	0.00	11,837.00	0.00
10E000 2321 1110 00 000000	ADMIN: SALARY	0.00	17,128.52	17,128.52	-17,128.52	0.00	205,542.24	0.00
10E000 2321 1150 00 000000	ADMIN: SALARY, SECRETARY	0.00	3,678.72	3,678.72	-3,678.72	0.00	44,144.64	0.00
10E000 2321 2100 00 000000	ADMIN: TRS-R	0.00	0.00	0.00	0.00	0.00	4,455.02	0.00
10E000 2321 2110 00 000000	ADMIN: TRS 9%	0.00	1,694.02	1,694.02	-1,694.02	0.00	20,328.24	0.00
10E000 2321 2120 00 000000	ADMIN: IMRF	0.00	173.34	173.34	-173.34	0.00	2,080.08	0.00
10E000 2321 2170 00 000000	ADMIN: TRS .58%	0.00	109.66	109.66	-109.66	0.00	1,315.91	0.00
10E000 2321 2220 00 000000	ADMIN: HEALTH INSUR	0.00	1,568.62	1,568.62	-1,568.62	0.00	18,680.82	0.00
10E000 2321 2250 00 000000	ADMIN: HEALTH INS .5%	0.00	295.52	295.52	-295.52	0.00	4,878.72	0.00
10E000 2321 3320 00 000000	ADMIN: TRAVEL	0.00	699.00	699.00	-699.00	0.00	832.50	0.00
10E000 2321 3900 00 000000	ADMIN: OTHER	0.00	0.00	0.00	0.00	0.00	1,725.00	0.00
10E000 2321 4100 00 000000	ADMIN: SUPPLIES	0.00	0.00	0.00	0.00	0.00	0.00	0.00
10E000 2321 6400 00 000000	ADMIN: DUES/FEES	0.00	2,098.53	2,098.53	-2,098.53	0.00	1,706.09	0.00
10E000 2321 8000 00 000000	ADMIN: POST RETIREMENT	0.00	0.00	0.00	0.00	0.00	0.00	0.00
10E105 2410 1110 00 000000	ADAMS PRINCIPAL SALARY	0.00	7,377.18	7,377.18	-7,377.18	0.00	88,311.30	0.00
10E107 2410 1110 00 000000	JEFFERSON PRINCIPAL SALARY	0.00	0.00	0.00	0.00	0.00	123,112.88	0.00
10E108 2410 1110 00 000000	LINCOLN PRINCIPAL SALARY	0.00	15,205.06	15,205.06	-15,205.06	0.00	181,574.96	0.00
10E109 2410 1110 00 000000	LONGFELLOW PRINCIPAL SALARY	0.00	7,091.56	7,091.56	-7,091.56	0.00	84,685.60	0.00
10E110 2410 1110 00 000000	WASHINGTON PRINCIPAL SALARY	0.00	14,001.38	14,001.38	-14,001.38	0.00	167,275.87	0.00

Account Number	Account Level Description Account Number	2021-22 Original Budget	July 2021-22 Monthly Activity	2021-22 FYTD Activity	2021-22 Available Funds	Encumbered Amount	2020-21 FY Activity	2021-22 FYTD %
10	EDUCATIONAL FUND							
10E204 2410 1110 00 000000	JH PRINCIPAL SALARY	0.00	14,672.50	14,672.50	-14,672.50	0.00	270,669.28	0.00
10E303 2410 1110 00 000000	HIGH SCHOOL PRINCIPAL SALAR	0.00	29,536.76	29,536.76	-29,536.76	0.00	367,199.52	0.00
10E105 2410 1150 00 000000	ADAMS PRINCIPAL SECRETARY	0.00	3,665.66	3,665.66	-3,665.66	0.00	43,583.70	0.00
10E107 2410 1150 00 000000	JEFFERSON PRINCIPAL SECRETA	0.00	3,009.14	3,009.14	-3,009.14	0.00	35,143.68	0.00
10E108 2410 1150 00 000000	LINCOLN PRINCIPAL SECRETARY	0.00	3,865.88	3,865.88	-3,865.88	0.00	45,803.24	0.00
10E109 2410 1150 00 000000	LONGFELLOW PRINCIPAL SECRET	0.00	4,156.26	4,156.26	-4,156.26	0.00	49,283.76	0.00
10E110 2410 1150 00 000000	WASHINGTON PRINCIPAL SECRET	0.00	3,184.24	3,184.24	-3,184.24	0.00	37,661.12	0.00
10E204 2410 1150 00 000000	JH PRINCIPAL SECRETARY SALA	0.00	5,071.14	5,071.14	-5,071.14	0.00	61,066.68	0.00
10E303 2410 1150 00 000000	HS PRINCIPAL SECRETARY SALA	0.00	5,919.66	5,919.66	-5,919.66	0.00	67,870.28	0.00
10E105 2410 1200 00 000000	ADAMS PRIN SUB SECRETARY	0.00	0.00	0.00	0.00	0.00	0.00	0.00
10E107 2410 1200 00 000000	JEFFERSON PRIN SUB SECRETAR	0.00	0.00	0.00	0.00	0.00	0.00	0.00
10E108 2410 1200 00 000000	LINCOLN PRIN SUB SECRETARY	0.00	0.00	0.00	0.00	0.00	20.00	0.00
10E109 2410 1200 00 000000	LONGFELLOW PRIN SUB SECRETA	0.00	0.00	0.00	0.00	0.00	0.00	0.00
10E110 2410 1200 00 000000	WASHINGTON PRIN SUB SECRETA	0.00	0.00	0.00	0.00	0.00	0.00	0.00
10E204 2410 1200 00 000000	JH PRIN SUB SECRETARY	0.00	0.00	0.00	0.00	0.00	0.00	0.00
10E303 2410 1200 00 000000	HS PRINCIPAL SEC SUB SALARY	0.00	0.00	0.00	0.00	0.00	0.00	0.00
10E108 2410 1300 00 000000	LINCOLN PRINCIPAL EXTRA SAL	0.00	316.66	316.66	-316.66	0.00	3,799.92	0.00
10E105 2410 2110 00 000000	ADAMS PRINCIPAL TRS	0.00	364.81	364.81	-364.81	0.00	8,025.81	0.00
10E107 2410 2110 00 000000	JEFFERSON PRINCIPAL TRS	0.00	0.00	0.00	0.00	0.00	10,480.10	0.00
10E108 2410 2110 00 000000	LINCOLN PRINCIPAL TRS	0.00	783.22	783.22	-783.22	0.00	15,351.20	0.00
10E109 2410 2110 00 000000	LONGFELLOW PRINCIPAL TRS	0.00	1,753.39	1,753.39	-1,753.39	0.00	8,416.31	0.00
10E110 2410 2110 00 000000	WASHINGTON PRINCIPAL TRS	0.00	393.65	393.65	-393.65	0.00	15,042.49	0.00
10E204 2410 2110 00 000000	JH PRINCIPAL TRS	0.00	2,329.72	2,329.72	-2,329.72	0.00	25,545.57	0.00
10E303 2410 2110 00 000000	HS PRIN TRS 9%	0.00	2,261.88	2,261.88	-2,261.88	0.00	27,142.56	0.00
10E105 2410 2120 00 000000	ADAMS PRINCIPAL IMRF	0.00	172.74	172.74	-172.74	0.00	2,053.77	0.00
10E107 2410 2120 00 000000	JEFFERSON PRINCIPAL IMRF	0.00	141.79	141.79	-141.79	0.00	1,655.90	0.00
10E108 2410 2120 00 000000	LINCOLN PRINCIPAL IMRF	0.00	182.16	182.16	-182.16	0.00	2,158.29	0.00
10E109 2410 2120 00 000000	LONGFELLOW PRINCIPAL IMRF	0.00	195.84	195.84	-195.84	0.00	2,322.24	0.00
10E110 2410 2120 00 000000	WASHINGTON PRINCIPAL IMRF	0.00	150.04	150.04	-150.04	0.00	1,774.59	0.00
10E204 2410 2120 00 000000	JH PRINCIPAL IMRF	0.00	238.96	238.96	-238.96	0.00	2,867.04	0.00
10E303 2410 2120 00 000000	HS PRINCIPAL IMRF	0.00	593.06	593.06	-593.06	0.00	7,568.83	0.00
10E105 2410 2170 00 000000	ADAMS PRINCIPAL TRS .58	0.00	23.61	23.61	-23.61	0.00	519.43	0.00
10E107 2410 2170 00 000000	JEFFERSON PRINCIPAL TRS .58	0.00	0.00	0.00	0.00	0.00	678.46	0.00
10E108 2410 2170 00 000000	LINCOLN PRINCIPAL TRS .58	0.00	50.70	50.70	-50.70	0.00	993.80	0.00
10E109 2410 2170 00 000000	LONGFELLOW PRINCIPAL TRS .5	0.00	113.46	113.46	-113.46	0.00	544.76	0.00
10E110 2410 2170 00 000000	WASHINGTON PRINCIPAL TRS .5	0.00	25.48	25.48	-25.48	0.00	973.72	0.00
10E204 2410 2170 00 000000	JH PRINCIPAL TRS .58%	0.00	150.78	150.78	-150.78	0.00	1,653.57	0.00
10E303 2410 2170 00 000000	HS PRINCIPAL TRS .58	0.00	146.42	146.42	-146.42	0.00	1,756.98	0.00

Account Number	Account Level Description Account Number	2021-22 Original Budget	July 2021-22 Monthly Activity	2021-22 FYTD Activity	2021-22 Available Funds	Encumbered Amount	2020-21 FY Activity	2021-22 FYTD %
10	EDUCATIONAL FUND							
10E105 2410 2220 00 000000	ADAMS PRINCIPAL HEALTH INS	0.00	3,481.66	3,481.66	-3,481.66	0.00	41,463.38	0.00
10E107 2410 2220 00 000000	JEFFERSON PRINCIPAL HEALTH	0.00	0.00	0.00	0.00	0.00	15,003.88	0.00
10E108 2410 2220 00 000000	LINCOLN PRINCIPAL HEALTH IN	0.00	2,883.70	2,883.70	-2,883.70	0.00	34,342.24	0.00
10E109 2410 2220 00 000000	LONGFELLOW PRINCIPAL HEALTH	0.00	2,764.54	2,764.54	-2,764.54	0.00	32,923.14	0.00
10E110 2410 2220 00 000000	WASHINGTON PRINCIPAL HEALTH	0.00	2,674.76	2,674.76	-2,674.76	0.00	31,853.94	0.00
10E204 2410 2220 00 000000	JH PRINCIPAL HEALTH INSURAN	0.00	2,810.24	2,810.24	-2,810.24	0.00	55,806.02	0.00
10E303 2410 2220 00 000000	HS PRINCIPAL HEALTH INS	0.00	3,481.66	3,481.66	-3,481.66	0.00	52,301.10	0.00
10E105 2410 2250 00 000000	ADAMS PRINCIPAL TRS HEALTH	0.00	63.64	63.64	-63.64	0.00	1,926.10	0.00
10E107 2410 2250 00 000000	JEFFERSON PRINCIPAL TRS HEA	0.00	0.00	0.00	0.00	0.00	2,515.20	0.00
10E108 2410 2250 00 000000	LINCOLN PRINCIPAL TRS HEALT	0.00	136.63	136.63	-136.63	0.00	3,684.20	0.00
10E109 2410 2250 00 000000	LONGFELLOW PRINCIPAL TRS HE	0.00	420.88	420.88	-420.88	0.00	2,019.92	0.00
10E110 2410 2250 00 000000	WASHINGTON PRINCIPAL TRS HE	0.00	68.67	68.67	-68.67	0.00	3,610.04	0.00
10E204 2410 2250 00 000000	JH PRINCIPAL TRS HEALTH INS	0.00	502.46	502.46	-502.46	0.00	6,131.06	0.00
10E303 2410 2250 00 000000	HS PRIN TRS HEALTH INS	0.00	394.58	394.58	-394.58	0.00	6,514.10	0.00
10E105 2410 3320 00 000000	ADAMS PRINCIPAL TRAVEL	0.00	0.00	0.00	0.00	0.00	374.00	0.00
10E107 2410 3320 00 000000	JEFFERSON PRINCIPAL TRAVEL	0.00	0.00	0.00	0.00	0.00	400.00	0.00
10E108 2410 3320 00 000000	LINCOLN PRINCIPAL TRAVEL	0.00	0.00	0.00	-70.00	70.00	848.00	0.00
10E109 2410 3320 00 000000	LONGFELLOW PRINCIPAL TRAVEL	0.00	0.00	0.00	0.00	0.00	250.00	0.00
10E110 2410 3320 00 000000	WASHINGTON PRINCIPAL TRAVEL	0.00	0.00	0.00	-175.00	175.00	998.00	0.00
10E204 2410 3320 00 000000	JH PRINCIPAL TRAVEL	0.00	0.00	0.00	0.00	0.00	1,225.00	0.00
10E303 2410 3320 00 000000	HS PRINCIPAL TRAVEL	0.00	0.00	0.00	0.00	0.00	350.00	0.00
10E105 2410 4100 00 000000	ADAMS PRINCIPAL SUPPLIES	0.00	135.61	135.61	-135.61	0.00	54.66	0.00
10E107 2410 4100 00 000000	JEFFERSON PRINCIPAL SUPPLIE	0.00	0.00	0.00	0.00	0.00	0.00	0.00
10E108 2410 4100 00 000000	LINCOLN PRINCIPAL SUPPLIES	0.00	0.00	0.00	0.00	0.00	3,114.61	0.00
10E109 2410 4100 00 000000	LONGFELLOW PRINCIPAL SUPPLI	0.00	0.00	0.00	0.00	0.00	0.00	0.00
10E110 2410 4100 00 000000	WASHINGTON PRINCIPAL SUPPLI	0.00	0.00	0.00	0.00	0.00	54.71	0.00
10E204 2410 4100 00 000000	JH PRINCIPAL SUPPLIES	0.00	0.00	0.00	0.00	0.00	0.00	0.00
10E303 2410 4100 00 000000	HS PRINCIPAL SUPPLIES	0.00	422.03	422.03	-606.44	184.41	234.60	0.00
10E105 2410 6400 00 000000	ADAMS PRINCIPAL DUES/FEES	0.00	0.00	0.00	0.00	0.00	399.00	0.00
10E107 2410 6400 00 000000	JEFFERSON PRINCIPAL DUES/FE	0.00	0.00	0.00	0.00	0.00	598.00	0.00
10E108 2410 6400 00 000000	LINCOLN PRINCIPAL DUES/FEES	0.00	0.00	0.00	0.00	0.00	1,048.00	0.00
10E109 2410 6400 00 000000	LONGFELLOW PRINCIPAL DUES/F	0.00	0.00	0.00	0.00	0.00	361.67	0.00
10E110 2410 6400 00 000000	WASHINGTON PRINCIPAL DUES/F	0.00	0.00	0.00	0.00	0.00	707.00	0.00
10E204 2410 6400 00 000000	JH PRINCIPAL DUES/FEES	0.00	0.00	0.00	0.00	0.00	1,035.15	0.00
10E303 2410 6400 00 000000	HS PRINCIPAL DUES/FEES	0.00	0.00	0.00	0.00	0.00	1,075.21	0.00
10E204 2410 8000 00 000000	Post Retirement Pymts	0.00	0.00	0.00	0.00	0.00	0.00	0.00
10E303 2410 8000 00 000000	HS POST RETIREMENT	0.00	0.00	0.00	0.00	0.00	0.00	0.00
10E000 2510 1150 00 000000	BUS MAN: SALARY, SEC	0.00	6,671.64	6,671.64	-6,671.64	0.00	80,592.18	0.00

Account Number	Account Level Description Account Number	2021-22 Original Budget	July 2021-22 Monthly Activity	2021-22 FYTD Activity	2021-22 Available Funds	Encumbered Amount	2020-21 FY Activity	2021-22 FYTD %
10	EDUCATIONAL FUND							
10E000 2510 2120 00 000000	BUS MAN: IMRF	0.00	314.36	314.36	-314.36	0.00	3,772.36	0.00
10E000 2510 2220 00 000000	BUS MAN: HEALTH INSUR	0.00	1,106.14	1,106.14	-1,106.14	0.00	13,173.12	0.00
10E000 2510 3320 00 000000	BUS MAN: TRAVEL	0.00	0.00	0.00	0.00	0.00	987.18	0.00
10E000 2510 3400 00 000000	BUS MAN: COM/POST	0.00	560.44	560.44	-560.44	0.00	3,522.15	0.00
10E000 2510 3500 00 000000	BUS MAN: ADVERTISING	0.00	0.00	0.00	-210.00	210.00	1,270.76	0.00
10E000 2510 3600 00 000000	BUS MAN: COPYING/DUPLIC.	0.00	0.00	0.00	0.00	0.00	544.87	0.00
10E000 2510 3900 00 000000	BUS MAN: OTHER	0.00	0.00	0.00	0.00	0.00	0.00	0.00
10E000 2510 4100 00 000000	BUS MAN: SUPPLIES	0.00	555.12	555.12	-2,270.56	1,715.44	14,105.26	0.00
10E000 2510 5400 00 000000	BUS MAN: CAPITAL OUTLAY	0.00	1,686.45	1,686.45	-1,686.45	0.00	0.00	0.00
10E000 2510 6400 00 000000	BUS MAN: DUES/FEES	0.00	0.00	0.00	0.00	0.00	534.85	0.00
10E000 2520 1110 00 000000	Fiscal Serv: Salary	0.00	5,200.00	5,200.00	-5,200.00	0.00	67,943.59	0.00
10E000 2520 2110 00 000000	FISCAL: TRS 9%	0.00	0.00	0.00	0.00	0.00	0.00	0.00
10E000 2520 2120 00 000000	FISCAL: IMRF	0.00	245.02	245.02	-245.02	0.00	3,001.50	0.00
10E000 2520 2170 00 000000	FISCAL: TRS .58%	0.00	0.00	0.00	0.00	0.00	0.00	0.00
10E000 2520 2220 00 000000	FISCAL: HEALTH INSURANCE	0.00	1,052.06	1,052.06	-1,052.06	0.00	12,768.18	0.00
10E000 2520 2250 00 000000	FISCAL: TRS HEALTH	0.00	0.00	0.00	0.00	0.00	0.00	0.00
10E000 2520 3170 00 000000	AUDIT	0.00	0.00	0.00	0.00	0.00	18,325.00	0.00
10E000 2520 3190 00 000002	Skyward Acct. Software	0.00	29,385.97	29,385.97	-29,385.97	0.00	34,188.50	0.00
10E000 2520 3190 00 000004	Public School Works Fee	0.00	0.00	0.00	0.00	0.00	8,760.00	0.00
10E000 2533 5230 03 020080	ARCHITECT MHS PHASE 4	0.00	0.00	0.00	0.00	0.00	0.00	0.00
10E940 2540 4100 30 000000	Esser Grant General Supplie	0.00	0.00	0.00	0.00	0.00	2,158.72	0.00
10E940 2540 5400 30 000000	Esser Grant Capital Outlay	0.00	0.00	0.00	0.00	0.00	98,684.93	0.00
10E000 2542 3190 00 000000	CRIMINAL BACKGROUND CHECKS	0.00	0.00	0.00	-12,100.00	12,100.00	2,459.70	0.00
10E000 2545 3230 10 000000	DR ED: MAINT	0.00	9.00	9.00	-9.00	0.00	293.20	0.00
10E000 2545 4100 10 000000	DR ED: SUPPLIES	0.00	905.18	905.18	-905.18	0.00	2,480.76	0.00
10E000 2545 5400 10 000000	DR ED: CAP OUT	0.00	15,748.00	15,748.00	-15,748.00	0.00	16,348.00	0.00
10E000 2560 1110 84 000000	FOOD SERV: SALARY, SUP	0.00	6,441.84	6,441.84	-6,441.84	0.00	77,302.08	0.00
10E000 2560 1150 84 000000	FOOD SERV: SALARY, SEC	0.00	1,768.66	1,768.66	-1,768.66	0.00	21,096.16	0.00
10E105 2560 1190 84 000000	ADAMS FOOD SERV COOKS SALAR	0.00	5,384.08	5,384.08	-5,384.08	0.00	65,649.52	0.00
10E107 2560 1190 84 000000	JEFFERSON FOOD SERV COOKS S	0.00	2,693.16	2,693.16	-2,693.16	0.00	35,878.60	0.00
10E108 2560 1190 84 000000	LINCOLN FOOD SERV COOKS SAL	0.00	5,723.64	5,723.64	-5,723.64	0.00	86,532.17	0.00
10E109 2560 1190 84 000000	LONGFELLOW FOOD SERV COOKS	0.00	2,718.76	2,718.76	-2,718.76	0.00	34,399.00	0.00
10E110 2560 1190 84 000000	WASHINGTON FOOD SERV COOKS	0.00	3,984.62	3,984.62	-3,984.62	0.00	48,453.17	0.00
10E204 2560 1190 84 000000	JH COOK SALARY	0.00	6,136.68	6,136.68	-6,136.68	0.00	93,947.45	0.00
10E303 2560 1190 84 000000	HS FOOD SERV COOKS SALARY	0.00	5,511.50	5,511.50	-5,511.50	0.00	89,671.56	0.00
10E000 2560 1200 84 000000	FOOD SERV: SALARY, SUBS	0.00	0.00	0.00	0.00	0.00	3,196.75	0.00
10E105 2560 1200 84 000000	ADAMS FOOD SERV SUB SALARY	0.00	0.00	0.00	0.00	0.00	0.00	0.00
10E107 2560 1200 84 000000	JEFFERSON FOOD SERV SUB SAL	0.00	0.00	0.00	0.00	0.00	923.00	0.00

Account Number	Account Level Description Account Number	2021-22 Original Budget	July 2021-22 Monthly Activity	2021-22 FYTD Activity	2021-22 Available Funds	Encumbered Amount	2020-21 FY Activity	2021-22 FYTD %
10	EDUCATIONAL FUND							
10E108 2560 1200 84 000000	LINCOLN FOOD SERV SUB SALAR	0.00	0.00	0.00	0.00	0.00	9,608.00	0.00
10E109 2560 1200 84 000000	LONGFELLOW FOOD SERV SUB SA	0.00	0.00	0.00	0.00	0.00	9,895.50	0.00
10E110 2560 1200 84 000000	WASHINGTON FOOD SERV SUB SA	0.00	0.00	0.00	0.00	0.00	12,908.19	0.00
10E204 2560 1200 84 000000	JH SUB COOK SALARY	0.00	0.00	0.00	0.00	0.00	0.00	0.00
10E303 2560 1200 84 000000	HS FOOD SERV SUB COOK SALAR	0.00	0.00	0.00	0.00	0.00	10,235.13	0.00
10E105 2560 1300 84 000000	ADAMS FOOD SERV HOURLY SALA	0.00	0.00	0.00	0.00	0.00	148.06	0.00
10E107 2560 1300 84 000000	JEFFERSON FOOD SERV HOURLY	0.00	0.00	0.00	0.00	0.00	1,094.92	0.00
10E108 2560 1300 84 000000	LINCOLN FOOD SERV HOURLY SA	0.00	0.00	0.00	0.00	0.00	2,294.11	0.00
10E109 2560 1300 84 000000	LONGFELLOW FOOD SERV HOURL	0.00	0.00	0.00	0.00	0.00	480.73	0.00
10E110 2560 1300 84 000000	WASHINGTON FOOD SERV HOURLY	0.00	0.00	0.00	0.00	0.00	0.00	0.00
10E204 2560 1300 84 000000	JH FOOD SERVICE HOURLY	0.00	0.00	0.00	0.00	0.00	703.71	0.00
10E303 2560 1300 84 000000	HS FOOD SERV HOURLY SALARY	0.00	0.00	0.00	0.00	0.00	556.55	0.00
10E960 2560 1300 30 000000	ESSER II FOOD SERVICE SALAR	0.00	23,495.00	23,495.00	-23,495.00	0.00	21,155.00	0.00
10E105 2560 1310 84 000000	ADAMS FOOD SERV OVERTIME SA	0.00	0.00	0.00	0.00	0.00	0.00	0.00
10E107 2560 1310 84 000000	JEFFERSON FOOD SERV OVERTIM	0.00	0.00	0.00	0.00	0.00	0.00	0.00
10E108 2560 1310 84 000000	LINCOLN FOOD SERV OVERTIME	0.00	0.00	0.00	0.00	0.00	0.00	0.00
10E109 2560 1310 84 000000	LONGFELLOW FOOD SERV OVERT	0.00	0.00	0.00	0.00	0.00	0.00	0.00
10E110 2560 1310 84 000000	WASHINGTON FOOD SERV OVERTI	0.00	0.00	0.00	0.00	0.00	0.00	0.00
10E204 2560 1310 84 000000	JH FOOD SERVICE OVERTIME	0.00	0.00	0.00	0.00	0.00	0.00	0.00
10E303 2560 1310 84 000000	HS FOOD SERV OVERTIME SALAR	0.00	0.00	0.00	0.00	0.00	152.00	0.00
10E000 2560 2120 84 000000	FOOD SERV: IMRF	0.00	386.88	386.88	-386.88	0.00	4,636.54	0.00
10E105 2560 2120 84 000000	ADAMS FOOD SERV IMRF	0.00	253.72	253.72	-253.72	0.00	3,100.60	0.00
10E107 2560 2120 84 000000	JEFFERSON FOOD SERV IMRF	0.00	126.90	126.90	-126.90	0.00	1,647.33	0.00
10E108 2560 2120 84 000000	LINCOLN FOOD SERV IMRF	0.00	269.70	269.70	-269.70	0.00	4,185.57	0.00
10E109 2560 2120 84 000000	LONGFELLOW FOOD SERV IMRF	0.00	128.12	128.12	-128.12	0.00	1,643.65	0.00
10E110 2560 2120 84 000000	WASHINGTON FOOD SERV IMRF	0.00	187.76	187.76	-187.76	0.00	2,215.06	0.00
10E204 2560 2120 84 000000	JH FOOD SERVICE IMRF	0.00	289.16	289.16	-289.16	0.00	4,428.77	0.00
10E303 2560 2120 84 000000	HS FOOD SERV IMRF	0.00	259.70	259.70	-259.70	0.00	4,267.43	0.00
10E960 2560 2120 30 000000		0.00	883.72	883.72	-883.72	0.00	784.78	0.00
10E105 2560 2220 84 000000	ADAMS FOOD SERV HEALTH INS	0.00	1,913.04	1,913.04	-1,913.04	0.00	22,782.56	0.00
10E107 2560 2220 84 000000	JEFFERSON FOOD SERV HEALTH	0.00	0.00	0.00	0.00	0.00	0.00	0.00
10E108 2560 2220 84 000000	LINCOLN FOOD SERV HEALTH IN	0.00	1,195.92	1,195.92	-1,195.92	0.00	22,134.56	0.00
10E109 2560 2220 84 000000	LONGFELLOW FOOD SERV HEALT	0.00	1,195.92	1,195.92	-1,195.92	0.00	18,261.56	0.00
10E110 2560 2220 84 000000	WASHINGTON FOOD SERV HEALTH	0.00	1,106.14	1,106.14	-1,106.14	0.00	13,173.12	0.00
10E204 2560 2220 84 000000	JH FOOD SERVICE HEALTH	0.00	1,195.92	1,195.92	-1,195.92	0.00	14,242.32	0.00
10E303 2560 2220 84 000000	HS FOOD SERV HEALTH INSURAN	0.00	2,630.16	2,630.16	-2,630.16	0.00	37,778.64	0.00
10E000 2560 3190 84 000000	FOOD SERV: OTHER PURCHASED	0.00	0.00	0.00	0.00	0.00	3,760.96	0.00
10E000 2560 3190 84 000001	FOOD SERV: POS SYSTEM	0.00	0.00	0.00	0.00	0.00	8,243.00	0.00

Account Number	Account Level Description Account Number	2021-22 Original Budget	July 2021-22 Monthly Activity	2021-22 FYTD Activity	2021-22 Available Funds	Encumbered Amount	2020-21 FY Activity	2021-22 FYTD %
10	EDUCATIONAL FUND							
10E105 2560 3190 84 000000	ADAMS FOOD SERV OTHER PURCH	0.00	0.00	0.00	0.00	0.00	0.00	0.00
10E107 2560 3190 84 000000	JEFFERSON FOOD SERV OTHER P	0.00	0.00	0.00	0.00	0.00	0.00	0.00
10E108 2560 3190 84 000000	LINCOLN FOOD SERV OTHER PUR	0.00	0.00	0.00	0.00	0.00	0.00	0.00
10E109 2560 3190 84 000000	LONGFELLOW FOOD SERV OTHER	0.00	0.00	0.00	0.00	0.00	3,073.05	0.00
10E110 2560 3190 84 000000	WASHINGTON FOOD SERV OTHER	0.00	0.00	0.00	0.00	0.00	3,571.32	0.00
10E204 2560 3190 84 000000	JH FOOD SERV OTHER PURCHASE	0.00	0.00	0.00	0.00	0.00	0.00	0.00
10E303 2560 3190 84 000000	HS FOOD SERV PURCHASED SERV	0.00	0.00	0.00	0.00	0.00	16.00	0.00
10E000 2560 3230 84 000000	FOOD SERV: MAINT - REPR	0.00	0.00	0.00	0.00	0.00	232.78	0.00
10E105 2560 3230 84 000000	ADAMS FOOD SERV MAINT/REPAI	0.00	299.48	299.48	-299.48	0.00	3,591.84	0.00
10E107 2560 3230 84 000000	JEFFERSON FOOD SERV MAINT/R	0.00	0.00	0.00	0.00	0.00	479.95	0.00
10E108 2560 3230 84 000000	LINCOLN FOOD SERV MAINT/REP	0.00	142.50	142.50	-142.50	0.00	3,189.41	0.00
10E109 2560 3230 84 000000	LONGFELLOW FOOD SERV MAINT/	0.00	0.00	0.00	0.00	0.00	910.65	0.00
10E110 2560 3230 84 000000	WASHINGTON FOOD SERV MAINT/	0.00	0.00	0.00	0.00	0.00	2,179.36	0.00
10E204 2560 3230 84 000000	JH FOOD SERV MAINTENANCE/RE	0.00	731.59	731.59	-731.59	0.00	2,181.98	0.00
10E303 2560 3230 84 000000	HS FOOD SERV MAINT/REPAIR	0.00	423.00	423.00	-423.00	0.00	3,689.79	0.00
10E000 2560 3320 84 000000	FOOD SERV: TRAVEL SUP/HD	0.00	0.00	0.00	0.00	0.00	37.20	0.00
10E105 2560 3320 84 000000	ADAMS FOOD SERV TRAVEL	0.00	0.00	0.00	0.00	0.00	355.50	0.00
10E107 2560 3320 84 000000	JEFFERSON FOOD SERV TRAVEL	0.00	0.00	0.00	0.00	0.00	193.25	0.00
10E108 2560 3320 84 000000	LINCOLN FOOD SERV TRAVEL	0.00	0.00	0.00	0.00	0.00	193.25	0.00
10E109 2560 3320 84 000000	LONGFELLOW FOOD SERV TRAVEL	0.00	0.00	0.00	0.00	0.00	193.25	0.00
10E110 2560 3320 84 000000	WASHINGTON FOOD SERV TRAVEL	0.00	0.00	0.00	0.00	0.00	324.37	0.00
10E204 2560 3320 84 000000	JH FOOD SERV TRAVEL	0.00	0.00	0.00	0.00	0.00	0.00	0.00
10E303 2560 3320 84 000000	HS FOOD SERV TRAVEL	0.00	0.00	0.00	0.00	0.00	482.25	0.00
10E000 2560 4100 84 000000	FOOD SERV: SUPPLIES	0.00	0.00	0.00	-3,333.06	3,333.06	59,860.04	0.00
10E105 2560 4100 84 000000	ADAMS FOOD SERV SUPPLIES	0.00	5,570.30	5,570.30	-8,168.84	2,598.54	32,829.16	0.00
10E107 2560 4100 84 000000	JEFFERSON FOOD SERV SUPPLIE	0.00	5,135.09	5,135.09	-6,669.65	1,534.56	42,576.70	0.00
10E108 2560 4100 84 000000	LINCOLN FOOD SERV SUPPLIES	0.00	9,360.06	9,360.06	-12,919.30	3,559.24	63,581.97	0.00
10E109 2560 4100 84 000000	LONGFELLOW FOOD SERV SUPPLI	0.00	5,845.32	5,845.32	-7,297.52	1,452.20	34,789.25	0.00
10E110 2560 4100 84 000000	WASHINGTON FOOD SERV SUPPLI	0.00	13,787.66	13,787.66	-22,525.52	8,737.86	55,624.26	0.00
10E204 2560 4100 84 000000	JH FOOD SERVICE SUPPLIES	0.00	9,997.83	9,997.83	-13,280.94	3,283.11	33,305.38	0.00
10E303 2560 4100 84 000000	HS FOOD SERV SUPPLIES	0.00	7,056.57	7,056.57	-11,816.11	4,759.54	48,610.50	0.00
10E000 2560 4150 84 000000	FOOD SERV: FREIGHT	0.00	0.00	0.00	0.00	0.00	0.00	0.00
10E105 2560 4150 84 000000	ADAMS FOOD SERV COMMODITY F	0.00	0.00	0.00	0.00	0.00	0.00	0.00
10E107 2560 4150 84 000000	JEFFESON FOOD SERV COMMODIT	0.00	0.00	0.00	0.00	0.00	0.00	0.00
10E108 2560 4150 84 000000	LINCOLN FOOD SERV COMMODITY	0.00	0.00	0.00	0.00	0.00	0.00	0.00
10E109 2560 4150 84 000000	LONGFELLOW FOOD SERV COMMOD	0.00	0.00	0.00	0.00	0.00	0.00	0.00
10E110 2560 4150 84 000000	WASHINGTON FOOD SERV COMMOD	0.00	0.00	0.00	0.00	0.00	0.00	0.00
10E204 2560 4150 84 000000	JH FOOD SERV FREIGHT	0.00	0.00	0.00	0.00	0.00	0.00	0.00

Account Number	Account Level Description Account Number	2021-22 Original Budget	July 2021-22 Monthly Activity	2021-22 FYTD Activity	2021-22 Available Funds	Encumbered Amount	2020-21 FY Activity	2021-22 FYTD %
10	EDUCATIONAL FUND							
10E303 2560 4150 84 000000	HS FOOD SERV COMMOD FREIGHT	0.00	0.00	0.00	0.00	0.00	0.00	0.00
10E000 2560 5400 84 000000	Food Service Equipment	0.00	0.00	0.00	0.00	0.00	0.00	0.00
10E105 2560 5400 84 000000	ADAMS FOOD SERV EQUIPMENT	0.00	0.00	0.00	0.00	0.00	0.00	0.00
10E107 2560 5400 84 000000	JEFFERSON FOOD SERV EQUIPME	0.00	0.00	0.00	0.00	0.00	3,950.00	0.00
10E108 2560 5400 84 000000	LINCOLN FOOD SERV EQUIPMENT	0.00	0.00	0.00	0.00	0.00	3,950.00	0.00
10E109 2560 5400 84 000000	LONGFELLOW FOOD SERV EQUIPM	0.00	0.00	0.00	0.00	0.00	0.00	0.00
10E110 2560 5400 84 000000	WASHINGTON FOOD SERV EQUIPM	0.00	0.00	0.00	0.00	0.00	3,950.00	0.00
10E204 2560 5400 84 000000	JH FOOD SERV CAPITAL OUTLAY	0.00	0.00	0.00	0.00	0.00	3,950.00	0.00
10E303 2560 5400 84 000000	HS FOOD SERV CAPITAL OUTLAY	0.00	0.00	0.00	0.00	0.00	0.00	0.00
10E000 2560 6400 84 000000	FOOD SERV: DUES/FEES	0.00	0.00	0.00	0.00	0.00	152.50	0.00
10E105 2560 6400 84 000000	ADAMS FOOD SERV DUES/FEES	0.00	0.00	0.00	0.00	0.00	0.00	0.00
10E107 2560 6400 84 000000	JEFFERSON FOOD SERV DUES/FE	0.00	0.00	0.00	0.00	0.00	3,249.15	0.00
10E108 2560 6400 84 000000	LINCOLN FOOD SERV DUES/FEES	0.00	0.00	0.00	0.00	0.00	5,029.34	0.00
10E109 2560 6400 84 000000	LONGFELLOW FOOD SERV DUES/F	0.00	0.00	0.00	0.00	0.00	0.00	0.00
10E110 2560 6400 84 000000	WASHINGTON FOOD SERV DUES/F	0.00	0.00	0.00	0.00	0.00	0.00	0.00
10E204 2560 6400 84 000000	JH FOOD SERV DUES/FEES	0.00	0.00	0.00	0.00	0.00	0.00	0.00
10E303 2560 6400 84 000000	HS FOOD SERV DUES/FEES	0.00	0.00	0.00	0.00	0.00	0.00	0.00
10E902 2900 1200 30 105000	ADAMS TITLE I HOMELESS SALA	0.00	0.00	0.00	0.00	0.00	0.00	0.00
10E902 2900 1200 30 107000	JEFFER TITLE I HOMELESS SAL	0.00	0.00	0.00	0.00	0.00	0.00	0.00
10E902 2900 1200 30 108000	LINCOL TITLE I HOMELESS SAL	0.00	0.00	0.00	0.00	0.00	0.00	0.00
10E902 2900 1200 30 109000	LONGFE TITLE I HOMELESS SAL	0.00	0.00	0.00	0.00	0.00	0.00	0.00
10E902 2900 1200 30 110000	WASHIN TITLE I HOMELESS SAL	0.00	0.00	0.00	0.00	0.00	0.00	0.00
10E930 2900 1200 30 105000	AD TITLE I HOMELESS	0.00	0.00	0.00	0.00	0.00	4,867.24	0.00
10E930 2900 1200 30 107000	JE TITLE I HOMELESS	0.00	0.00	0.00	0.00	0.00	4,867.24	0.00
10E930 2900 1200 30 108000	LI TITLE I HOMELESS	0.00	0.00	0.00	0.00	0.00	4,867.24	0.00
10E930 2900 1200 30 109000	LO TITLE I HOMELESS	0.00	0.00	0.00	0.00	0.00	4,867.24	0.00
10E930 2900 1200 30 110000	WA TITLE I HOMELESS	0.00	0.00	0.00	0.00	0.00	4,867.24	0.00
10E902 2900 2120 30 105000	AD TITLE I IMRF	0.00	0.00	0.00	0.00	0.00	0.00	0.00
10E902 2900 2120 30 107000	JE TITLE I IMRF	0.00	0.00	0.00	0.00	0.00	0.00	0.00
10E902 2900 2120 30 108000	LI TITLE I IMRF	0.00	0.00	0.00	0.00	0.00	0.00	0.00
10E902 2900 2120 30 109000	LO TITLE I IMRF	0.00	0.00	0.00	0.00	0.00	0.00	0.00
10E902 2900 2120 30 110000	WA TITLE I IMRF	0.00	0.00	0.00	0.00	0.00	0.00	0.00
10E930 2900 2120 30 000000	TITLE I IMRF	0.00	0.00	0.00	0.00	0.00	0.00	0.00
10E930 2900 2120 30 105000	AD TITLE I IMRF	0.00	0.00	0.00	0.00	0.00	229.34	0.00
10E930 2900 2120 30 107000	JE TITLE I IMRF	0.00	0.00	0.00	0.00	0.00	229.34	0.00
10E930 2900 2120 30 108000	LI TITLE I IMRF	0.00	0.00	0.00	0.00	0.00	229.34	0.00
10E930 2900 2120 30 109000	LO TITLE I IMRF	0.00	0.00	0.00	0.00	0.00	229.34	0.00
10E930 2900 2120 30 110000	WA TITLE I IMRF	0.00	0.00	0.00	0.00	0.00	229.39	0.00

Account Number	Account Level Description Account Number	2021-22 Original Budget	July 2021-22 Monthly Activity	2021-22 FYTD Activity	2021-22 Available Funds	Encumbered Amount	2020-21 FY Activity	2021-22 FYTD %
10	EDUCATIONAL FUND							
10E902 2900 4100 30 000000	TITLE I: HOMESLESS SUPPLIE	0.00	0.00	0.00	0.00	0.00	275.14	0.00
10E902 2900 4100 30 105000	ADAMS TITLE I HOMELESS SUPP	0.00	0.00	0.00	0.00	0.00	0.00	0.00
10E902 2900 4100 30 107000	JEF TITLE I HOMELESS SUPPLI	0.00	0.00	0.00	0.00	0.00	0.00	0.00
10E902 2900 4100 30 108000	LIN TITLE I HOMELESS SUPPLI	0.00	0.00	0.00	0.00	0.00	0.00	0.00
10E902 2900 4100 30 109000	LONG TITLE I HOMELESS SUPPL	0.00	0.00	0.00	0.00	0.00	0.00	0.00
10E902 2900 4100 30 110000	WASH TITLE I HOMELESS SUPPL	0.00	0.00	0.00	0.00	0.00	0.00	0.00
10E930 2900 4100 30 000000	TITLE I: HOMELESS SUPPLIES	0.00	0.00	0.00	0.00	0.00	39.50	0.00
10E930 2900 4100 30 105000	AD TITLE HOMELESS SUPPLIES	0.00	0.00	0.00	0.00	0.00	250.00	0.00
10E930 2900 4100 30 105001	AD TITLE DELIQUENT SUPPLIES	0.00	0.00	0.00	0.00	0.00	250.00	0.00
10E930 2900 4100 30 107000	JE TITLE HOMELESS SUPPLIES	0.00	0.00	0.00	0.00	0.00	500.03	0.00
10E930 2900 4100 30 107001	JE TITLE DELIQUENT SUPPLIES	0.00	0.00	0.00	0.00	0.00	500.00	0.00
10E930 2900 4100 30 108000	LI TITLE HOMELESS SUPPLIES	0.00	0.00	0.00	0.00	0.00	495.55	0.00
10E930 2900 4100 30 108001	LI TITLE DELIQUENT SUPPLIES	0.00	182.23	182.23	-182.23	0.00	236.86	0.00
10E930 2900 4100 30 109000	LO TITLE HOMELESS SUPPLIES	0.00	450.00	450.00	-450.00	0.00	0.00	0.00
10E930 2900 4100 30 109001	LO TITLE DELIQUENT SUPPLIES	0.00	500.00	500.00	-500.00	0.00	0.00	0.00
10E930 2900 4100 30 110000	WA TITLE HOMELESS SUPPLIES	0.00	0.00	0.00	0.00	0.00	248.25	0.00
10E930 2900 4100 30 110001	WA TITLE DELIQUENT SUPPLIES	0.00	0.00	0.00	0.00	0.00	0.00	0.00
10E902 3900 1140 30 105000	ADAMS TITLE I COM SER SAL	0.00	0.00	0.00	0.00	0.00	0.00	0.00
10E902 3900 1140 30 107000	JEFF TITLE I COM SER SAL	0.00	0.00	0.00	0.00	0.00	0.00	0.00
10E902 3900 1140 30 108000	LINC TITLE I COM SER SAL	0.00	0.00	0.00	0.00	0.00	0.00	0.00
10E902 3900 1140 30 109000	LONG TITLE I COM SER SAL	0.00	0.00	0.00	0.00	0.00	0.00	0.00
10E902 3900 1140 30 110000	WASH TITLE I COM SER SAL	0.00	0.00	0.00	0.00	0.00	0.00	0.00
10E930 3900 1140 30 000000	TITLE I: COM. SERV SAL	0.00	0.00	0.00	0.00	0.00	0.00	0.00
10E930 3900 1140 30 105000	AD TITLE SALARY	0.00	569.88	569.88	-569.88	0.00	3,419.28	0.00
10E930 3900 1140 30 107000	JE TITLE SALARY	0.00	569.88	569.88	-569.88	0.00	3,419.28	0.00
10E930 3900 1140 30 108000	LI TITLE SALARY	0.00	569.88	569.88	-569.88	0.00	3,419.28	0.00
10E930 3900 1140 30 109000	LO TITLE SALARY	0.00	569.88	569.88	-569.88	0.00	3,419.28	0.00
10E930 3900 1140 30 110000	WA TITLE SALARY	0.00	569.84	569.84	-569.84	0.00	3,419.04	0.00
10E902 3900 2100 30 105000	AD TITLE I FED TRS	0.00	0.00	0.00	0.00	0.00	0.00	0.00
10E902 3900 2100 30 107000	JE TITLE I FED TRS	0.00	0.00	0.00	0.00	0.00	0.00	0.00
10E902 3900 2100 30 108000	LI TITLE I FED TRS	0.00	0.00	0.00	0.00	0.00	0.00	0.00
10E902 3900 2100 30 109000	LO TITLE I FED TRS	0.00	0.00	0.00	0.00	0.00	0.00	0.00
10E902 3900 2100 30 110000	WA TITLE I FED TRS	0.00	0.00	0.00	0.00	0.00	0.00	0.00
10E930 3900 2100 30 000000	TITLE I FED TRS	0.00	0.00	0.00	0.00	0.00	0.00	0.00
10E930 3900 2100 30 105000		0.00	0.00	0.00	0.00	0.00	391.20	0.00
10E930 3900 2100 30 107000		0.00	0.00	0.00	0.00	0.00	391.20	0.00
10E930 3900 2100 30 108000		0.00	0.00	0.00	0.00	0.00	391.20	0.00
10E930 3900 2100 30 109000		0.00	0.00	0.00	0.00	0.00	391.20	0.00

Account Number	Account Level Description Account Number	2021-22 Original Budget	July 2021-22 Monthly Activity	2021-22 FYTD Activity	2021-22 Available Funds	Encumbered Amount	2020-21 FY Activity	2021-22 FYTD %
10	EDUCATIONAL FUND							
10E930 3900 2100 30 110000		0.00	0.00	0.00	0.00	0.00	390.84	0.00
10E902 3900 2110 30 105000	AD TITLE I TRS	0.00	0.00	0.00	0.00	0.00	0.00	0.00
10E902 3900 2110 30 107000	JE TITLE I TRS	0.00	0.00	0.00	0.00	0.00	0.00	0.00
10E902 3900 2110 30 108000	LI TITLE I TRS	0.00	0.00	0.00	0.00	0.00	0.00	0.00
10E902 3900 2110 30 109000	LO TITLE I TRS	0.00	0.00	0.00	0.00	0.00	0.00	0.00
10E902 3900 2110 30 110000	WA TITLE I TRS	0.00	0.00	0.00	0.00	0.00	0.00	0.00
10E930 3900 2110 30 000000	TITLE I 9% TRS	0.00	0.00	0.00	0.00	0.00	0.00	0.00
10E930 3900 2110 30 105000		0.00	0.00	0.00	0.00	0.00	450.88	0.00
10E930 3900 2110 30 107000		0.00	0.00	0.00	0.00	0.00	450.88	0.00
10E930 3900 2110 30 108000		0.00	0.00	0.00	0.00	0.00	450.88	0.00
10E930 3900 2110 30 109000		0.00	0.00	0.00	0.00	0.00	450.88	0.00
10E930 3900 2110 30 110000		0.00	0.00	0.00	0.00	0.00	450.88	0.00
10E902 3900 2170 30 105000	AD TITLE I .58% TRS	0.00	0.00	0.00	0.00	0.00	0.00	0.00
10E902 3900 2170 30 107000	JE TITLE I .58% TRS	0.00	0.00	0.00	0.00	0.00	0.00	0.00
10E902 3900 2170 30 108000	LI TITLE I .58% TRS	0.00	0.00	0.00	0.00	0.00	0.00	0.00
10E902 3900 2170 30 109000	LO TITLE I .58% TRS	0.00	0.00	0.00	0.00	0.00	0.00	0.00
10E902 3900 2170 30 110000	WA TITLE I .58% TRS	0.00	0.00	0.00	0.00	0.00	0.00	0.00
10E930 3900 2170 30 000000	TITLE I .58% TRS	0.00	0.00	0.00	0.00	0.00	0.00	0.00
10E930 3900 2170 30 105000		0.00	0.00	0.00	0.00	0.00	29.14	0.00
10E930 3900 2170 30 107000		0.00	0.00	0.00	0.00	0.00	29.14	0.00
10E930 3900 2170 30 108000		0.00	0.00	0.00	0.00	0.00	29.14	0.00
10E930 3900 2170 30 109000		0.00	0.00	0.00	0.00	0.00	29.14	0.00
10E930 3900 2170 30 110000		0.00	0.00	0.00	0.00	0.00	29.35	0.00
10E930 3900 2220 30 000000	TITLE I: HEALTH INSURANCE	0.00	0.00	0.00	0.00	0.00	0.00	0.00
10E902 3900 2250 30 105000	AD TITLE I TRS HEALTH INS	0.00	0.00	0.00	0.00	0.00	0.00	0.00
10E902 3900 2250 30 107000	JE TITLE I TRS HEALTH INS	0.00	0.00	0.00	0.00	0.00	0.00	0.00
10E902 3900 2250 30 108000	LI TITLE I TRS HEALTH INS	0.00	0.00	0.00	0.00	0.00	0.00	0.00
10E902 3900 2250 30 109000	LO TITLE I TRS HEALTH INS	0.00	0.00	0.00	0.00	0.00	0.00	0.00
10E902 3900 2250 30 110000	WA TITLE I TRS HEALTH INS	0.00	0.00	0.00	0.00	0.00	0.00	0.00
10E930 3900 2250 30 000000	TITLE I TRS HEALTH	0.00	0.00	0.00	0.00	0.00	0.00	0.00
10E930 3900 2250 30 105000		0.00	0.00	0.00	0.00	0.00	108.18	0.00
10E930 3900 2250 30 107000		0.00	0.00	0.00	0.00	0.00	108.18	0.00
10E930 3900 2250 30 108000		0.00	0.00	0.00	0.00	0.00	108.18	0.00
10E930 3900 2250 30 109000		0.00	0.00	0.00	0.00	0.00	108.18	0.00
10E930 3900 2250 30 110000		0.00	0.00	0.00	0.00	0.00	108.30	0.00
10E000 3901 1140 00 000000	AFTERCATS SALARY	0.00	0.00	0.00	0.00	0.00	5,901.75	0.00
10E105 3901 1140 00 000000	ADAMS AFTERCATS SALARY	0.00	0.00	0.00	0.00	0.00	4,948.00	0.00
10E107 3901 1140 00 000000	JEFFERSON AFTERCATS SALARY	0.00	0.00	0.00	0.00	0.00	10,008.21	0.00

Account Number	Account Level Description Account Number	2021-22 Original Budget	July 2021-22 Monthly Activity	2021-22 FYTD Activity	2021-22 Available Funds	Encumbered Amount	2020-21 FY Activity	2021-22 FYTD %
10	EDUCATIONAL FUND							
10E108 3901 1140 00 000000	LINCOLN AFTERCATS SALARY	0.00	0.00	0.00	0.00	0.00	12,252.69	0.00
10E109 3901 1140 00 000000	LONGFELLOW AFTERCATS SALARY	0.00	0.00	0.00	0.00	0.00	12,629.84	0.00
10E110 3901 1140 00 000000	WASHINGTON AFTERCATS SALARY	0.00	0.00	0.00	0.00	0.00	9,359.26	0.00
10E204 3901 1140 00 000000	JH AFTERCATS SALARY	0.00	0.00	0.00	0.00	0.00	7,286.11	0.00
10E000 3901 2120 00 000000	AFTERCATS: IMRF	0.00	0.00	0.00	0.00	0.00	0.00	0.00
10E105 3901 2120 00 000000	ADAMS AFTERCATS IMRF	0.00	0.00	0.00	0.00	0.00	0.00	0.00
10E107 3901 2120 00 000000	JEFFERSON AFTERCATS IMRF	0.00	0.00	0.00	0.00	0.00	283.29	0.00
10E108 3901 2120 00 000000	LINCOLN AFTERCATS IMRF	0.00	0.00	0.00	0.00	0.00	491.84	0.00
10E109 3901 2120 00 000000	LONGFELLOW AFTERCATS IMRF	0.00	0.00	0.00	0.00	0.00	581.37	0.00
10E110 3901 2120 00 000000	WASHINGTON AFTERCATS IMRF	0.00	0.00	0.00	0.00	0.00	204.06	0.00
10E204 3901 2120 00 000000	JH AFTERCATS IMRF	0.00	0.00	0.00	0.00	0.00	343.32	0.00
10E204 3901 2220 00 000000	JH AFTERCATS HEALTH INSURAN	0.00	0.00	0.00	0.00	0.00	12,493.26	0.00
10E940 4000 3190 30 000000	ESSER PYMTS TO GOVT UNITS	0.00	0.00	0.00	0.00	0.00	0.00	0.00
10E960 4000 3190 30 000000	ESSER II OTHER GOVT PURCH S	0.00	0.00	0.00	0.00	0.00	0.00	0.00
10E902 4100 3190 30 105000	ADAMS TITLE I PURCH SERV	0.00	0.00	0.00	0.00	0.00	0.00	0.00
10E902 4100 3190 30 107000	JEFFERSON TITLE I PURCH SER	0.00	0.00	0.00	0.00	0.00	0.00	0.00
10E902 4100 3190 30 108000	LINCOLN TITLE I PURCH SERV	0.00	0.00	0.00	0.00	0.00	0.00	0.00
10E902 4100 3190 30 109000	LONGFELLOW TITLE I PURCH SE	0.00	0.00	0.00	0.00	0.00	0.00	0.00
10E902 4100 3190 30 110000	WASHINGTON TITLE I PURCH SE	0.00	0.00	0.00	0.00	0.00	0.00	0.00
10E930 4100 3190 30 105000	AD TITLE I PURCH SERV	0.00	0.00	0.00	0.00	0.00	0.00	0.00
10E930 4100 3190 30 107000	JE TITLE I PURCH SERVICE	0.00	0.00	0.00	0.00	0.00	0.00	0.00
10E930 4100 3190 30 108000	LI TITLE I PURCH SERVICE	0.00	0.00	0.00	0.00	0.00	0.00	0.00
10E930 4100 3190 30 109000	LO TITLE I PURCH SERVICE	0.00	0.00	0.00	0.00	0.00	0.00	0.00
10E930 4100 3190 30 110000	WA TITLE I PURCH SERVICE	0.00	0.00	0.00	0.00	0.00	100.00	0.00
10E902 4110 3190 30 107000	JE TITLE I PURCHASE SERVICE	0.00	0.00	0.00	0.00	0.00	0.00	0.00
10E000 4120 3190 12 000000	WCSED: BILLING	0.00	236,035.80	236,035.80	-236,035.80	0.00	3,832,186.29	0.00
10E000 4120 3190 12 000001	WCSED:ORPHANAGE	0.00	0.00	0.00	0.00	0.00	66,351.50	0.00
10E000 4120 3190 12 000002	WCES IDEA FT	0.00	164,311.04	164,311.04	-164,311.04	0.00	924,918.73	0.00
10E000 4120 3190 12 000003	SETTLEMENT AGREEMENT	0.00	0.00	0.00	0.00	0.00	0.00	0.00
10E000 4120 3190 12 000004	WCES IDEA-PS FT	0.00	4,149.40	4,149.40	-4,149.40	0.00	23,385.60	0.00
10E000 4120 3190 12 000005	WCES CRSE-FT	0.00	0.00	0.00	0.00	0.00	546,519.80	0.00
10E000 4120 3190 12 000006	PRIVATE FACILITY	0.00	11,193.55	11,193.55	-11,193.55	0.00	0.00	0.00
10E000 4190 3190 00 000001	FOUNDATION GRANTS	0.00	0.00	0.00	-1,115.00	990.00	4,134.64	0.00
10E000 4190 3190 00 000002	U2 INNOVATE GRANTS	0.00	0.00	0.00	0.00	0.00	0.00	0.00
10E000 4190 3190 00 000003	ROE TUITION ECHO STARQUEST	0.00	0.00	0.00	-8,427.84	8,427.84	94,966.66	0.00
10E000 4190 3190 00 000004	CITY OF MARION SRO	0.00	31,955.93	31,955.93	-31,955.93	0.00	87,988.27	0.00
10E940 4190 3190 30 000000	ESSER PYMTS TO GOV UNITS	0.00	0.00	0.00	0.00	0.00	200.00	0.00
10E930 4900 3190 30 000000	TITLE I PURCHASED SERVICES	0.00	0.00	0.00	0.00	0.00	0.00	0.00

Account Number	Account Level Description Account Number	2021-22 Original Budget	July 2021-22 Monthly Activity	2021-22 FYTD Activity	2021-22 Available Funds	Encumbered Amount	2020-21 FY Activity	2021-22 FYTD %
10	EDUCATIONAL FUND							
10E000 5150 6010 00 000000	INTEREST ON LINE OF CREDIT	0.00	0.00	0.00	0.00	0.00	0.00	0.00
10E000 5150 6020 00 000000	FEES FOR LINE OF CREDIT	0.00	0.00	0.00	0.00	0.00	0.00	0.00
10E000 8110 0000 10 000000	PERMANENT TRANSFER TO O&M	0.00	0.00	0.00	0.00	0.00	0.00	0.00
10---- ---- ---- -- ------		0.00	3,216,473.78	3,216,473.78	-3,857,203.89	561,776.86	32,866,818.68	0.00
20	OPERATIONS & MAINTENANCE FUND							
20E000 2533 3010 00 000000	STORM SHELTER	0.00	0.00	0.00	0.00	0.00	0.00	0.00
20E000 2533 3010 00 000707	3 Yr Asbestos Plan	0.00	0.00	0.00	0.00	0.00	0.00	0.00
20E000 2533 3010 00 000804	DISTRICT WIDE BLEACHER INSP	0.00	0.00	0.00	0.00	0.00	0.00	0.00
20E000 2533 3010 00 000805	DISTRICT WIDE ROOF INSPECTI	0.00	0.00	0.00	0.00	0.00	0.00	0.00
20E000 2533 5230 03 000000	BAYSINGER ARCH FEES	0.00	0.00	0.00	0.00	0.00	6,205.00	0.00
20E960 2533 5230 30 000000	ESSER II ARCH HVAC	0.00	0.00	0.00	0.00	0.00	0.00	0.00
20E000 2535 5230 00 000000	Purchase House 105 S Ewan S	0.00	0.00	0.00	0.00	0.00	0.00	0.00
20E960 2535 5230 30 000000	ESSER II HVAC	0.00	0.00	0.00	0.00	0.00	0.00	0.00
20E000 2542 1190 00 000000	MAINT: SALARY, CUSTODIAN	0.00	22,668.78	22,668.78	-22,668.78	0.00	284,438.40	0.00
20E105 2542 1190 00 000000	ADAMS CUSTODIAN SALARY	0.00	4,840.00	4,840.00	-4,840.00	0.00	62,685.75	0.00
20E107 2542 1190 00 000000	JEFFERSON CUSTODIAN SALARY	0.00	5,096.00	5,096.00	-5,096.00	0.00	70,595.60	0.00
20E108 2542 1190 00 000000	LINCOLN CUSTODIAN SALARY	0.00	6,392.00	6,392.00	-6,392.00	0.00	69,720.40	0.00
20E109 2542 1190 00 000000	LONGFELLOW CUSTODIAN SALARY	0.00	2,608.00	2,608.00	-2,608.00	0.00	45,971.18	0.00
20E110 2542 1190 00 000000	WASHINGTON CUSTODIAN SALARY	0.00	5,184.00	5,184.00	-5,184.00	0.00	98,708.80	0.00
20E204 2542 1190 00 000000	JH CUSTODIAN SALARY	0.00	8,392.00	8,392.00	-8,392.00	0.00	113,145.00	0.00
20E303 2542 1190 00 000000	HS CUSTODIAN SALARY	0.00	17,500.80	17,500.80	-17,500.80	0.00	248,218.18	0.00
20E000 2542 1200 00 000000	Maint: salary, Subs/Extr	0.00	1,369.50	1,369.50	-1,369.50	0.00	15,770.50	0.00
20E105 2542 1200 00 000000	ADAMS SUB/EXTRA CUSTODIAN	0.00	0.00	0.00	0.00	0.00	0.00	0.00
20E107 2542 1200 00 000000	JEFFERSON SUB/EXTRA CUSTODI	0.00	2,400.00	2,400.00	-2,400.00	0.00	19,956.13	0.00
20E108 2542 1200 00 000000	LINCOLN SUB/EXTRA CUSTODIAN	0.00	0.00	0.00	0.00	0.00	0.00	0.00
20E109 2542 1200 00 000000	LONGFEFLLOW SUB/EXTRA CUSTO	0.00	1,672.00	1,672.00	-1,672.00	0.00	4,873.00	0.00
20E110 2542 1200 00 000000	WASHINGTON SUB/EXTRA CUSTOD	0.00	440.00	440.00	-440.00	0.00	0.00	0.00
20E204 2542 1200 00 000000	JH SUB/EXTRA CUSTODIAN SALA	0.00	1,672.00	1,672.00	-1,672.00	0.00	7,771.00	0.00
20E303 2542 1200 00 000000	HS SUB/EXTRA CUSTODIAN	0.00	0.00	0.00	0.00	0.00	445.50	0.00
20E000 2542 1210 00 000000	UPKP BLD: TEMP WORK	0.00	2,720.00	2,720.00	-2,720.00	0.00	35,189.00	0.00
20E105 2542 1210 00 000000	ADAMS CUSTODIAN TEMP WORK	0.00	0.00	0.00	0.00	0.00	0.00	0.00
20E107 2542 1210 00 000000	JEFFERSON CUSTODIAN TEMP WO	0.00	0.00	0.00	0.00	0.00	0.00	0.00
20E108 2542 1210 00 000000	LINCOLN CUSTODIAN TEMP WORK	0.00	0.00	0.00	0.00	0.00	4,851.00	0.00
20E109 2542 1210 00 000000	LONGFELLOW CUSTODIAN TEMP W	0.00	880.00	880.00	-880.00	0.00	264.00	0.00
20E110 2542 1210 00 000000	WASHINGTON CUSTODIAN TEMP W	0.00	1,650.00	1,650.00	-1,650.00	0.00	10,620.95	0.00

Account Number	Account Level Description Account Number	2021-22 Original Budget	July 2021-22 Monthly Activity	2021-22 FYTD Activity	2021-22 Available Funds	Encumbered Amount	2020-21 FY Activity	2021-22 FYTD %
20	OPERATIONS & MAINTENANCE FUND							
20E204 2542 1210 00 000000	JH CUSTODIAN TEMP SALARY	0.00	1,496.00	1,496.00	-1,496.00	0.00	704.00	0.00
20E303 2542 1210 00 000000	HS CUSTODIAN TEMP SALARY	0.00	1,936.00	1,936.00	-1,936.00	0.00	4,911.00	0.00
20E000 2542 1300 00 000000	Maint: Salary, Overtime	0.00	242.11	242.11	-242.11	0.00	7,129.94	0.00
20E105 2542 1300 00 000000	ADAMS CUSTODIAN OVERTIME	0.00	0.00	0.00	0.00	0.00	413.43	0.00
20E107 2542 1300 00 000000	JEFFERSON CUSTODIAN OVERTIM	0.00	0.00	0.00	0.00	0.00	4,435.63	0.00
20E108 2542 1300 00 000000	LINCOLN CUSTODIAN OVERTIME	0.00	0.00	0.00	0.00	0.00	751.06	0.00
20E109 2542 1300 00 000000	LONGFELLOW CUSTODIAN OVERTI	0.00	0.00	0.00	0.00	0.00	16.27	0.00
20E110 2542 1300 00 000000	WASHINGTON CUSTODIAN OVERTI	0.00	24.31	24.31	-24.31	0.00	1,046.13	0.00
20E204 2542 1300 00 000000	JH CUSTODIAN OVERTIME	0.00	0.00	0.00	0.00	0.00	2,194.57	0.00
20E303 2542 1300 00 000000	HS CUSTODIAN OVERTIME	0.00	0.00	0.00	0.00	0.00	11,936.83	0.00
20E000 2542 2120 00 000000	MAINT: IMRF	0.00	1,228.62	1,228.62	-1,228.62	0.00	15,586.97	0.00
20E105 2542 2120 00 000000	ADAMS CUSTODIAN IMRF	0.00	228.06	228.06	-228.06	0.00	2,973.22	0.00
20E107 2542 2120 00 000000	JEFFERSON CUSTODIAN IMRF	0.00	353.20	353.20	-353.20	0.00	3,970.86	0.00
20E108 2542 2120 00 000000	LINCOLN CUSTODIAN IMRF	0.00	301.20	301.20	-301.20	0.00	3,320.60	0.00
20E109 2542 2120 00 000000	LONGFELLOW CUSTODIAN IMRF	0.00	122.88	122.88	-122.88	0.00	1,556.13	0.00
20E110 2542 2120 00 000000	WASHINGTON CUSTODIAN IMRF	0.00	245.41	245.41	-245.41	0.00	4,700.47	0.00
20E204 2542 2120 00 000000	JH CUSTODIAN IMRF	0.00	395.44	395.44	-395.44	0.00	5,394.10	0.00
20E303 2542 2120 00 000000	HS CUSTODIAN IMRF	0.00	824.65	824.65	-824.65	0.00	12,217.15	0.00
20E000 2542 2220 00 000000	Maint: Health Insur	0.00	5,050.28	5,050.28	-5,050.28	0.00	60,144.20	0.00
20E105 2542 2220 00 000000	ADAMS CUSTODIAN HEALTH INS	0.00	2,883.70	2,883.70	-2,883.70	0.00	34,342.22	0.00
20E107 2542 2220 00 000000	JEFFERSON CUSTODIAN HEALTH	0.00	3,019.18	3,019.18	-3,019.18	0.00	28,361.44	0.00
20E108 2542 2220 00 000000	LINCOLN CUSTODIAN HEALTH IN	0.00	1,195.92	1,195.92	-1,195.92	0.00	11,007.90	0.00
20E109 2542 2220 00 000000	LONGFELLOW CUSTODIAN HEALTH	0.00	1,315.08	1,315.08	-1,315.08	0.00	15,661.40	0.00
20E110 2542 2220 00 000000	WASHINGTON CUSTODIAN HEALTH	0.00	597.96	597.96	-597.96	0.00	18,534.91	0.00
20E204 2542 2220 00 000000	JH CUSTODIAN HEALTH INS	0.00	597.96	597.96	-597.96	0.00	7,121.16	0.00
20E303 2542 2220 00 000000	HS CUSTODIAN HEALTH INSURAN	0.00	5,619.96	5,619.96	-5,619.96	0.00	68,264.38	0.00
20E000 2542 3190 00 000000	UPKP BLD: OTHER CONTR	0.00	12,992.34	12,992.34	-22,185.06	9,192.72	222,657.02	0.00
20E000 2542 3190 00 000001	WASHINGTON REPAIRS	0.00	0.00	0.00	0.00	0.00	909,581.65	0.00
20E000 2542 3210 00 000000	PEST CONTROL	0.00	0.00	0.00	-154.00	154.00	1,123.00	0.00
20E105 2542 3210 00 000000	ADAMS PEST CONTROL	0.00	0.00	0.00	0.00	0.00	309.00	0.00
20E107 2542 3210 00 000000	JEFFERSON PEST CONTROL	0.00	0.00	0.00	-45.00	45.00	493.00	0.00
20E108 2542 3210 00 000000	LINCOLN PEST CONTROL	0.00	0.00	0.00	0.00	0.00	594.00	0.00
20E109 2542 3210 00 000000	LONGFELLOW PEST CONTROL	0.00	0.00	0.00	-50.00	50.00	594.00	0.00
20E110 2542 3210 00 000000	WASHINGTON PEST CONTROL	0.00	2,057.00	2,057.00	-2,057.00	0.00	2,248.00	0.00
20E204 2542 3210 00 000000	JH PEST CONTROL	0.00	0.00	0.00	0.00	0.00	248.00	0.00
20E303 2542 3210 00 000000	HS PEST CONTROL	0.00	0.00	0.00	-82.00	82.00	2,141.00	0.00
20E000 2542 3220 00 000000	Maint: Cln Serv Mops/Rug	0.00	273.44	273.44	-273.44	0.00	2,843.24	0.00
20E107 2542 3220 00 000000	JEFFERSON MOPS/RUGS	0.00	0.00	0.00	0.00	0.00	8,564.86	0.00

Account Number	Account Level Description Account Number	2021-22 Original Budget	July 2021-22 Monthly Activity	2021-22 FYTD Activity	2021-22 Available Funds	Encumbered Amount	2020-21 FY Activity	2021-22 FYTD %
20	OPERATIONS & MAINTENANCE FUND							
20E108 2542 3220 00 000000	LINCOLN MOPS/RUGS	0.00	0.00	0.00	0.00	0.00	15,325.51	0.00
20E109 2542 3220 00 000000	LONGFELLOW MOPS/RUGS	0.00	0.00	0.00	0.00	0.00	15,011.69	0.00
20E110 2542 3220 00 000000	WASHINGTON MOPS/RUGS	0.00	796.21	796.21	-796.21	0.00	14,703.96	0.00
20E204 2542 3220 00 000000	JH MOPS/RUGS	0.00	0.00	0.00	0.00	0.00	18,760.38	0.00
20E303 2542 3220 00 000000	HS MOPS/RUGS	0.00	551.94	551.94	-551.94	0.00	20,801.42	0.00
20E000 2542 3320 00 000000	MAINT: TRAVEL	0.00	0.00	0.00	0.00	0.00	0.00	0.00
20E000 2542 3400 00 000000	PHONE SERVICE	0.00	16,163.92	16,163.92	-16,163.92	0.00	191,778.23	0.00
20E000 2542 3700 00 000011	UO WATER	0.00	33.20	33.20	-33.20	0.00	357.16	0.00
20E000 2542 3700 00 000013	SPORTS COMPLEX WATER	0.00	123.70	123.70	-123.70	0.00	1,599.89	0.00
20E105 2542 3700 00 000000	ADAMS WATER	0.00	2,063.37	2,063.37	-2,063.37	0.00	11,049.85	0.00
20E107 2542 3700 00 000000	JEFFERSON WATER	0.00	357.37	357.37	-357.37	0.00	2,719.58	0.00
20E108 2542 3700 00 000000	LINCOLN WATER	0.00	323.23	323.23	-323.23	0.00	2,132.63	0.00
20E109 2542 3700 00 000000	LONGFELLOW WATER	0.00	198.02	198.02	-198.02	0.00	1,457.09	0.00
20E110 2542 3700 00 000000	WASHINGTON WATER	0.00	699.21	699.21	-699.21	0.00	6,151.25	0.00
20E204 2542 3700 00 000000	JH WATER	0.00	454.02	454.02	-454.02	0.00	5,752.17	0.00
20E303 2542 3700 00 000000	HS WATER	0.00	1,159.71	1,159.71	-1,159.71	0.00	5,915.13	0.00
20E000 2542 4100 00 000000	MAINTENANCE SUPPLIES	0.00	10,168.00	10,168.00	-15,465.28	5,297.28	188,607.42	0.00
20E105 2542 4100 00 000000	ADAMS CUSTODIAL SUPPLIES	0.00	0.00	0.00	-1,285.82	1,285.82	3,343.01	0.00
20E107 2542 4100 00 000000	JEFFERSON CUSTODIAL SUPPLIE	0.00	0.00	0.00	-1,637.69	1,637.69	4,377.68	0.00
20E108 2542 4100 00 000000	LINCOLN CUSTODIAL SUPPLIES	0.00	0.00	0.00	-1,492.81	1,492.81	5,317.98	0.00
20E109 2542 4100 00 000000	LONGFELLOW CUSTODIAL SUPPLI	0.00	0.00	0.00	-1,345.62	1,345.62	3,244.27	0.00
20E110 2542 4100 00 000000	WASHINGTON CUSTODIAL SUPPLI	0.00	0.00	0.00	-1,428.60	1,428.60	8,615.10	0.00
20E204 2542 4100 00 000000	JH CUSTODIAN SUPPLIES	0.00	0.00	0.00	-2,212.01	2,212.01	10,782.41	0.00
20E303 2542 4100 00 000000	HS CUSTODIAN SUPPLIES	0.00	0.00	0.00	-2,012.07	2,012.07	18,927.95	0.00
20E000 2542 4650 00 000011	UO GAS	0.00	135.38	135.38	-135.38	0.00	1,494.38	0.00
20E107 2542 4650 00 000000	JEFFERSON GAS	0.00	858.64	858.64	-858.64	0.00	8,800.85	0.00
20E108 2542 4650 00 000000	LINCOLN GAS	0.00	1,319.23	1,319.23	-1,319.23	0.00	13,304.84	0.00
20E109 2542 4650 00 000000	LONGFELLOW GAS	0.00	1,096.80	1,096.80	-1,096.80	0.00	10,376.44	0.00
20E110 2542 4650 00 000000	WASHINGTON GAS	0.00	1,825.98	1,825.98	-1,825.98	0.00	14,688.53	0.00
20E204 2542 4650 00 000000	JH GAS	0.00	3,379.91	3,379.91	-3,379.91	0.00	32,074.42	0.00
20E303 2542 4650 00 000000	HS GAS	0.00	808.53	808.53	-808.53	0.00	14,205.26	0.00
20E000 2542 4660 00 000011	UO ELECTRIC	0.00	379.19	379.19	-379.19	0.00	8,005.11	0.00
20E000 2542 4660 00 000013	SPORTS COMPLEX ELECTRIC	0.00	368.10	368.10	-368.10	0.00	4,826.59	0.00
20E105 2542 4660 00 000000	ADAMS ELECTRIC	0.00	6,012.77	6,012.77	-6,012.77	0.00	77,399.72	0.00
20E107 2542 4660 00 000000	JEFFERSON ELECTRIC	0.00	5,047.22	5,047.22	-5,047.22	0.00	30,242.55	0.00
20E108 2542 4660 00 000000	LINCOLN ELECTRIC	0.00	4,299.45	4,299.45	-4,299.45	0.00	56,618.02	0.00
20E109 2542 4660 00 000000	LONGFELLOW ELECTRIC	0.00	1,370.95	1,370.95	-1,370.95	0.00	23,929.31	0.00
20E110 2542 4660 00 000000	WASHINGTON ELECTRIC	0.00	5,131.69	5,131.69	-5,131.69	0.00	46,919.90	0.00

Account Number	Account Level Description Account Number	2021-22 Original Budget	July 2021-22 Monthly Activity	2021-22 FYTD Activity	2021-22 Available Funds	Encumbered Amount	2020-21 FY Activity	2021-22 FYTD %
20	OPERATIONS & MAINTENANCE FUND							
20E204 2542 4660 00 000000	JH ELECTRIC	0.00	11,897.13	11,897.13	-11,897.13	0.00	77,512.85	0.00
20E303 2542 4660 00 000000	HS ELECTRIC	0.00	24,214.01	24,214.01	-24,214.01	0.00	313,439.51	0.00
20E000 2542 5400 00 000000	UPKP BLD: EQUIP CAP OUT	0.00	0.00	0.00	0.00	0.00	4,742.60	0.00
20E000 2542 5400 00 000001	BLD UPKP: CAP OUTLAY 2500-9	0.00	0.00	0.00	0.00	0.00	0.00	0.00
20E000 2542 6400 00 000000	MAINT; DUES & FEES	0.00	-1,050.00	-1,050.00	1,050.00	0.00	2,850.00	0.00
20E000 2543 3190 00 000000	UPKP GRD: CONTR	0.00	0.00	0.00	0.00	0.00	8,475.00	0.00
20E000 2543 3210 00 000000	UPKP GRD: TRASH REMOVAL	0.00	3,319.68	3,319.68	-3,319.68	0.00	30,483.07	0.00
20E000 2543 3230 00 000000	UPKP GRD: REPAIR	0.00	0.00	0.00	0.00	0.00	0.00	0.00
20E000 2543 4100 00 000000	UPKP GRD: SEED, FERT	0.00	230.00	230.00	-300.00	70.00	24,107.73	0.00
20E000 2543 5400 00 000000	UPKP GRD: CAP OUTLAY0	0.00	0.00	0.00	0.00	0.00	10,377.00	0.00
20E000 2545 3230 00 000000	VEHICLE: REPAIR	0.00	0.00	0.00	0.00	0.00	2,221.06	0.00
20E000 2545 4100 00 000000	VEHICLE: SUP, MOW, TRKS	0.00	1,563.60	1,563.60	-1,588.59	24.99	20,108.02	0.00
20E000 2545 5400 00 000001	VEHICLE: CAP OUTLAY 2500+	0.00	0.00	0.00	-72,750.00	72,750.00	0.00	0.00
20E000 4120 3190 12 000000	WCSED: JT AGREE PMT	0.00	0.00	0.00	0.00	0.00	0.00	0.00
20---- ---- ---- -- ------		0.00	233,785.94	233,785.94	-332,866.55	99,080.61	3,971,456.65	0.00
21	O&M LEASE							
21E000 2542 3250 00 000004	CHROMEBOOKS LEASE MHS & MJH	0.00	0.00	0.00	0.00	0.00	174,202.06	0.00
21E000 2542 3250 00 000005	Copier Lease Payment	0.00	0.00	0.00	0.00	0.00	52,948.02	0.00
21---- ---- ---- -- ------		0.00	0.00	0.00	0.00	0.00	227,150.08	0.00
30	DEBT SERVICE FUND OR FUND GROU							
30E000 5200 6200 00 000006	New MHS Interest Pymt	0.00	0.00	0.00	0.00	0.00	900,337.50	0.00
30E000 5200 6200 00 000007	New CS Interest Pymt	0.00	0.00	0.00	0.00	0.00	92,433.50	0.00
30E000 5300 6100 00 000007	New CS Principal Pymt	0.00	0.00	0.00	0.00	0.00	695,000.00	0.00
30E000 5300 6100 00 000008	NEW MHS PRINCIPAL PYMT	0.00	0.00	0.00	0.00	0.00	940,000.00	0.00
30E000 5400 3190 00 000000	BOND FEE	0.00	0.00	0.00	0.00	0.00	1,159.08	0.00
30E000 8990 0000 00 000000	OTHER SOURCES NOT CLASSIFIE	0.00	0.00	0.00	0.00	0.00	0.00	0.00
30---- ---- ---- -- ------		0.00	0.00	0.00	0.00	0.00	2,628,930.08	0.00

Account Number	Account Level Description Account Number	2021-22 Original Budget	July 2021-22 Monthly Activity	2021-22 FYTD Activity	2021-22 Available Funds	Encumbered Amount	2020-21 FY Activity	2021-22 FYTD %
40	TRANSPORTATION FUND							
40E000 2550 1110 00 000000	COOR SALARY	0.00	1,300.00	1,300.00	-1,300.00	0.00	14,300.00	0.00
40E000 2550 2110 00 000000	COOR TEACHER RETIREMENT	0.00	0.00	0.00	0.00	0.00	0.00	0.00
40E000 2550 2120 00 000000	PUPIL TRANS: IMRF	0.00	61.26	61.26	-61.26	0.00	673.86	0.00
40E000 2550 2170 00 000000	TRANS TRS .58%	0.00	0.00	0.00	0.00	0.00	0.00	0.00
40E000 2550 2220 00 000000	COOR HEALTH INSUR	0.00	263.02	263.02	-263.02	0.00	2,893.22	0.00
40E000 2550 2250 00 000000	TRS .5% HEALTH INS	0.00	0.00	0.00	0.00	0.00	0.00	0.00
40E000 2550 3190 00 000000	PURCHASED SERVICES	0.00	0.00	0.00	0.00	0.00	21,482.56	0.00
40E000 2550 3190 00 000001	MHS ACTIVITY BUS PRINCIPAL	0.00	7,877.03	7,877.03	-7,877.03	0.00	17,407.98	0.00
40E000 2550 3190 00 000002	MHS ACTIVITY BUS INTEREST	0.00	1,911.99	1,911.99	-1,911.99	0.00	1,453.31	0.00
40E000 2550 3300 00 000000	ATHL TRIPS	0.00	2,918.51	2,918.51	-2,918.51	0.00	28,442.62	0.00
40E960 2550 3300 30 000000	ESSER II PUPIL TRANSPORTATI	0.00	39,820.19	39,820.19	-39,820.19	0.00	0.00	0.00
40E000 2550 3310 00 000000	CURRICULAR TRIPS	0.00	0.00	0.00	0.00	0.00	638.77	0.00
40E000 2550 3320 00 000000	ACTIVITY TRIPS	0.00	0.00	0.00	0.00	0.00	1,894.98	0.00
40E000 2550 3330 00 000000	ADAMS ATHLETIC BUS TRANS.	0.00	0.00	0.00	0.00	0.00	3,935.03	0.00
40E000 2552 3310 00 000000	CONTR FEES	0.00	0.00	0.00	0.00	0.00	1,100,771.97	0.00
40E000 2552 4100 00 000000	MHS ACTIVITY BUS EXPENSES	0.00	591.59	591.59	-591.59	0.00	900.32	0.00
40E000 4120 3310 12 000000	WCSED: JT AGR PMT	0.00	0.00	0.00	0.00	0.00	248,268.00	0.00
40E000 8110 0000 10 000000	PERMANENT XFER TO EDUCATION	0.00	0.00	0.00	0.00	0.00	0.00	0.00
40E000 8110 0000 20 000000	PERMANENT TRANSFER TO O&M	0.00	0.00	0.00	0.00	0.00	0.00	0.00
40---- ---- ---- -- ------		0.00	54,743.59	54,743.59	-54,743.59	0.00	1,443,062.62	0.00
50	SOCIAL SECURITY/MEDICARE							
50E960 1100 2130 30 000000		0.00	2,540.92	2,540.92	-2,540.92	0.00	74.97	0.00
50E960 1100 2140 30 000000		0.00	2,163.74	2,163.74	-2,163.74	0.00	739.11	0.00
50E000 1101 2130 00 000000	ELEM FICA	0.00	0.00	0.00	0.00	0.00	21.08	0.00
50E105 1101 2130 00 000000	ADAMS FICA	0.00	0.00	0.00	0.00	0.00	816.45	0.00
50E105 1101 2130 00 000001	ADAMS TEACHER AIDE FICA	0.00	0.00	0.00	0.00	0.00	147.58	0.00
50E107 1101 2130 00 000000	JEFFERSON FICA	0.00	0.00	0.00	0.00	0.00	666.03	0.00
50E108 1101 2130 00 000000	LINCOLN FICA	0.00	0.00	0.00	0.00	0.00	22.32	0.00
50E109 1101 2130 00 000000	LONGFELLOW FICA	0.00	0.00	0.00	0.00	0.00	759.67	0.00
50E110 1101 2130 00 000000	WASHINGTON FICA	0.00	0.00	0.00	0.00	0.00	1,118.53	0.00
50E000 1101 2140 00 000000	ELEM MEDICARE	0.00	0.00	0.00	0.00	0.00	84.90	0.00
50E000 1101 2140 00 000001	SETTLEMENT MEDICARE	0.00	0.00	0.00	0.00	0.00	0.00	0.00
50E000 1101 2140 00 000002		0.00	0.00	0.00	0.00	0.00	2,151.93	0.00
50E105 1101 2140 00 000000	ADAMS MEDICARE	0.00	841.56	841.56	-841.56	0.00	10,111.83	0.00
50E105 1101 2140 00 000001	ADAMS TEACHER AIDE MEDICARE	0.00	0.00	0.00	0.00	0.00	34.52	0.00

Account Number	Account Level Description Account Number	2021-22 Original Budget	July 2021-22 Monthly Activity	2021-22 FYTD Activity	2021-22 Available Funds	Encumbered Amount	2020-21 FY Activity	2021-22 FYTD %
50	SOCIAL SECURITY/MEDICARE							
50E107 1101 2140 00 000000	JEFFERSON MEDICARE	0.00	968.46	968.46	-968.46	0.00	12,979.51	0.00
50E108 1101 2140 00 000000	LINCOLN MEDICARE	0.00	2,252.67	2,252.67	-2,252.67	0.00	26,797.30	0.00
50E109 1101 2140 00 000000	LONGFELLOW MEDICARE	0.00	1,026.89	1,026.89	-1,026.89	0.00	12,788.73	0.00
50E110 1101 2140 00 000000	WASHINGTON MEDICARE	0.00	1,939.47	1,939.47	-1,939.47	0.00	24,248.49	0.00
50E204 1102 2140 00 000000	JH MEDICARE	0.00	3,212.71	3,212.71	-3,212.71	0.00	40,109.67	0.00
50E303 1103 2130 00 000000	HS FICA	0.00	424.40	424.40	-424.40	0.00	5,502.60	0.00
50E105 1103 2140 00 000000	HS EXT MEDICARE	0.00	224.28	224.28	-224.28	0.00	2,642.46	0.00
50E303 1103 2140 00 000000	HS MEDICARE	0.00	4,384.34	4,384.34	-4,384.34	0.00	56,242.90	0.00
50E303 1103 2140 00 000001	HS 3 Circle Ag Grant	0.00	0.00	0.00	0.00	0.00	120.07	0.00
50E303 1103 2140 00 000002	HS LOCAL SHARE 3 CIRCLE AG	0.00	20.92	20.92	-20.92	0.00	101.55	0.00
50E940 1250 2130 30 000000	Esser Grant- FICA Employee	0.00	0.00	0.00	0.00	0.00	0.00	0.00
50E902 1250 2140 30 000000	TITLE I MEDICARE	0.00	0.00	0.00	0.00	0.00	0.00	0.00
50E902 1250 2140 30 105000	AD TITLE I MEDICARE	0.00	0.00	0.00	0.00	0.00	118.68	0.00
50E902 1250 2140 30 107000	JE TITLE I MEDICARE	0.00	0.00	0.00	0.00	0.00	214.44	0.00
50E902 1250 2140 30 108000	LI TITLE I MEDICARE	0.00	0.00	0.00	0.00	0.00	358.64	0.00
50E902 1250 2140 30 109000	LO TITLE I MEDICARE	0.00	0.00	0.00	0.00	0.00	357.90	0.00
50E902 1250 2140 30 110000	WA TITLE I MEDICARE	0.00	0.00	0.00	0.00	0.00	334.40	0.00
50E930 1250 2140 30 000000	TITLE I: MEDICARE	0.00	3,167.27	3,167.27	-3,167.27	0.00	371.28	0.00
50E930 1250 2140 30 105000	AD TITLE I MEDICARE	0.00	61.26	61.26	-61.26	0.00	612.60	0.00
50E930 1250 2140 30 107000	JE TITLE I MEDICARE	0.00	112.02	112.02	-112.02	0.00	1,120.21	0.00
50E930 1250 2140 30 108000	LI TITLE I MEDICARE	0.00	75.20	75.20	-75.20	0.00	1,911.56	0.00
50E930 1250 2140 30 109000	LO TITLE I MEDICARE	0.00	93.48	93.48	-93.48	0.00	934.97	0.00
50E930 1250 2140 30 110000	WA TITLE I MEDICARE	0.00	176.80	176.80	-176.80	0.00	2,916.13	0.00
50E936 1250 2140 00 000004		0.00	0.00	0.00	0.00	0.00	0.44	0.00
50E940 1250 2140 30 000000	Esser Grant- Medicare	0.00	0.00	0.00	0.00	0.00	0.00	0.00
50E000 1400 2130 20 000000	VOC SEC: FICA	0.00	0.00	0.00	0.00	0.00	6.82	0.00
50E000 1400 2140 20 000000	VOC SEC: MEDICAR	0.00	0.00	0.00	0.00	0.00	1.60	0.00
50E000 1401 2130 21 000000	VOCATIONAL FICA-SKYWARD	0.00	0.00	0.00	0.00	0.00	0.00	0.00
50E000 1401 2140 21 000000	WCRVS SPEC.NEEDS: MEDIC	0.00	0.00	0.00	0.00	0.00	0.00	0.00
50E000 1500 2130 00 000000	ATHL: FICA	0.00	132.10	132.10	-132.10	0.00	1,569.30	0.00
50E000 1500 2130 00 000001	ATHL: FICA	0.00	0.00	0.00	0.00	0.00	530.71	0.00
50E204 1500 2130 20 000000	JH BOYS BASKETBALL FICA	0.00	0.00	0.00	0.00	0.00	98.08	0.00
50E204 1500 2130 22 000000	JH SOFTBALL FICA	0.00	0.00	0.00	0.00	0.00	126.08	0.00
50E204 1500 2130 23 000000	JH VOLLEYBALL FICA	0.00	0.00	0.00	0.00	0.00	126.06	0.00
50E204 1500 2130 24 000000	JH CHEERLEADING FICA	0.00	0.00	0.00	0.00	0.00	168.08	0.00
50E204 1500 2130 25 000000	JH DANCE/POM FICA	0.00	0.00	0.00	0.00	0.00	168.14	0.00
50E204 1500 2130 40 000000		0.00	0.00	0.00	0.00	0.00	252.12	0.00
50E303 1500 2130 01 000000	HS FOOTBALL FICA	0.00	17.54	17.54	-17.54	0.00	417.03	0.00

Account Number	Account Level Description Account Number	2021-22 Original Budget	July 2021-22 Monthly Activity	2021-22 FYTD Activity	2021-22 Available Funds	Encumbered Amount	2020-21 FY Activity	2021-22 FYTD %
50	SOCIAL SECURITY/MEDICARE							
50E303 1500 2130 04 000000	HS BOYS SOCCER FICA	0.00	0.00	0.00	0.00	0.00	483.28	0.00
50E303 1500 2130 06 000000	HS WRESTLING FICA	0.00	0.00	0.00	0.00	0.00	381.70	0.00
50E303 1500 2130 08 000000	HS SOFTBALL FICA	0.00	0.00	0.00	0.00	0.00	119.04	0.00
50E303 1500 2130 09 000000	HS FISHING FICA	0.00	0.00	0.00	0.00	0.00	0.00	0.00
50E303 1500 2130 10 000000	HS BOWLING FICA	0.00	0.00	0.00	0.00	0.00	168.08	0.00
50E303 1500 2130 11 000000	HS VOLLEYBALL FICA	0.00	0.00	0.00	0.00	0.00	238.12	0.00
50E303 1500 2130 13 000000	HS CHEERLEADING FICA	0.00	0.00	0.00	0.00	0.00	476.24	0.00
50E303 1500 2130 15 000000	HS BOYS BASKETBALL FICA	0.00	20.10	20.10	-20.10	0.00	730.16	0.00
50E303 1500 2130 31 000000	HS GIRLS BASKETBALL FICA	0.00	0.00	0.00	0.00	0.00	487.52	0.00
50E303 1500 2130 33 000000	HS GIRLS TRACK FICA	0.00	0.00	0.00	0.00	0.00	374.04	0.00
50E303 1500 2130 36 000000	HS GIRLS SOCCER FICA	0.00	0.00	0.00	0.00	0.00	483.24	0.00
50E000 1500 2140 00 000000	ATHL: MEDICARE	0.00	41.98	41.98	-41.98	0.00	494.29	0.00
50E000 1500 2140 00 000001	ATHL: MEDICARE	0.00	0.00	0.00	0.00	0.00	187.76	0.00
50E204 1500 2140 20 000000	JH BOYS BASKETBALL MEDICARE	0.00	6.66	6.66	-6.66	0.00	101.53	0.00
50E204 1500 2140 21 000000	JH BASEBALL MEDICARE	0.00	5.56	5.56	-5.56	0.00	66.40	0.00
50E204 1500 2140 22 000000	JH SOFTBALL MEDICARE	0.00	2.98	2.98	-2.98	0.00	65.06	0.00
50E204 1500 2140 23 000000	JH VOLLEYBALL MEDICARE	0.00	3.06	3.06	-3.06	0.00	65.96	0.00
50E204 1500 2140 24 000000	JH CHEERLEADING MEDICARE	0.00	0.00	0.00	0.00	0.00	39.28	0.00
50E204 1500 2140 25 000000	JH DANCE/POM MEDICARE	0.00	4.00	4.00	-4.00	0.00	86.98	0.00
50E204 1500 2140 26 000000	JH BOYS TRACK MEDICARE	0.00	5.64	5.64	-5.64	0.00	67.30	0.00
50E204 1500 2140 27 000000	JH BOYS CC MEDICARE	0.00	6.34	6.34	-6.34	0.00	72.14	0.00
50E204 1500 2140 40 000000	JH GIRLS BASKETBALL MEDICAR	0.00	3.66	3.66	-3.66	0.00	111.62	0.00
50E204 1500 2140 41 000000	JH GIRLS TRACK MEDICARE	0.00	2.42	2.42	-2.42	0.00	76.14	0.00
50E303 1500 2140 01 000000	HS FOOTBALL MEDICARE	0.00	19.66	19.66	-19.66	0.00	420.93	0.00
50E303 1500 2140 02 000000	HS BOYS CC MEDICARE	0.00	5.08	5.08	-5.08	0.00	60.76	0.00
50E303 1500 2140 03 000000	HS BOYS TENNIS MEDICARE	0.00	5.36	5.36	-5.36	0.00	63.98	0.00
50E303 1500 2140 04 000000	HS BOYS SOCCER MEDICARE	0.00	0.00	0.00	0.00	0.00	113.04	0.00
50E303 1500 2140 05 000000	HS BOYS TRACK MEDICARE	0.00	8.92	8.92	-8.92	0.00	167.64	0.00
50E303 1500 2140 06 000000	HS WRESTLING MEDICARE	0.00	5.94	5.94	-5.94	0.00	101.13	0.00
50E303 1500 2140 07 000000	HS BASEBALL MEDICARE	0.00	4.50	4.50	-4.50	0.00	137.85	0.00
50E303 1500 2140 08 000000	HS SOFTBALL MEDICARE	0.00	6.54	6.54	-6.54	0.00	132.68	0.00
50E303 1500 2140 09 000000	HS FISHING MEDICARE	0.00	3.28	3.28	-3.28	0.00	43.68	0.00
50E303 1500 2140 10 000000	HS BOWLING MEDICARE	0.00	0.00	0.00	0.00	0.00	39.28	0.00
50E303 1500 2140 11 000000	HS VOLLEYBALL MEDICARE	0.00	11.46	11.46	-11.46	0.00	192.14	0.00
50E303 1500 2140 12 000000	HS BOYS GOLF MEDICARE	0.00	5.26	5.26	-5.26	0.00	62.70	0.00
50E303 1500 2140 13 000000	HS CHEERLEADING MEDICARE	0.00	0.00	0.00	0.00	0.00	111.36	0.00
50E303 1500 2140 14 000000	HS DANCE/POM MEDICARE	0.00	5.22	5.22	-5.22	0.00	62.32	0.00
50E303 1500 2140 15 000000	HS BOYS BASKETBALL MEDICARE	0.00	17.78	17.78	-17.78	0.00	318.29	0.00

Account Number	Account Level Description Account Number	2021-22 Original Budget	July 2021-22 Monthly Activity	2021-22 FYTD Activity	2021-22 Available Funds	Encumbered Amount	2020-21 FY Activity	2021-22 FYTD %
50	SOCIAL SECURITY/MEDICARE							
50E303 1500 2140 31 000000	HS GIRLS BASKETBALL MEDICAR	0.00	0.00	0.00	0.00	0.00	114.00	0.00
50E303 1500 2140 32 000000	HS GIRLS CC MEDICARE	0.00	5.46	5.46	-5.46	0.00	65.20	0.00
50E303 1500 2140 33 000000	HS GIRLS TRACK MEDICARE	0.00	9.42	9.42	-9.42	0.00	204.15	0.00
50E303 1500 2140 34 000000	HS GIRLS GOLF MEDICARE	0.00	5.08	5.08	-5.08	0.00	60.64	0.00
50E303 1500 2140 35 000000	HS GIRLS TENNIS MEDICARE	0.00	5.40	5.40	-5.40	0.00	64.48	0.00
50E303 1500 2140 36 000000	HS GIRLS SOCCER MEDICARE	0.00	0.00	0.00	0.00	0.00	113.04	0.00
50E000 1501 2130 00 000000	ADAMS ATHLETIC FICA	0.00	0.00	0.00	0.00	0.00	752.79	0.00
50E000 1501 2140 00 000000	ADAMS ATHLETIC MEDICARE	0.00	2.30	2.30	-2.30	0.00	220.53	0.00
50E000 1600 2140 00 000002	JH SUMMER SCHOOL MEDICARE	0.00	0.00	0.00	0.00	0.00	1.82	0.00
50E000 1600 2140 00 000003	HS SUMMER SCHOOL MEDICARE	0.00	0.00	0.00	0.00	0.00	0.00	0.00
50E105 2122 2140 00 000000	ADAMS PUPIL SERV MEDICARE	0.00	85.10	85.10	-85.10	0.00	899.94	0.00
50E107 2122 2140 00 000000	JEFFERSON PUPIL SERV MEDICA	0.00	0.00	0.00	0.00	0.00	0.00	0.00
50E108 2122 2140 00 000000	LINCOLN PUPIL SERV MEDICARE	0.00	71.18	71.18	-71.18	0.00	852.11	0.00
50E109 2122 2140 00 000000	LINCOLN PUPIL SERV MEDICARE	0.00	0.00	0.00	0.00	0.00	79.80	0.00
50E110 2122 2140 00 000000	WASHINGTON PUPIL SERV MEDIC	0.00	0.00	0.00	0.00	0.00	0.00	0.00
50E204 2122 2140 00 000000	JH PUPIL SERV MEDICARE	0.00	132.60	132.60	-132.60	0.00	1,608.60	0.00
50E303 2122 2140 00 000000	HS PUPIL SERV MEDICARE	0.00	400.86	400.86	-400.86	0.00	4,790.52	0.00
50E902 2122 2140 30 000000	TITLE I MEDICARE	0.00	0.00	0.00	0.00	0.00	0.00	0.00
50E902 2122 2140 30 105000	AD TITLE I MEDICARE	0.00	0.00	0.00	0.00	0.00	115.96	0.00
50E902 2122 2140 30 107000	JE TITLE I MEDICARE	0.00	0.00	0.00	0.00	0.00	58.32	0.00
50E902 2122 2140 30 109000	LO TITLE I MEDICARE	0.00	0.00	0.00	0.00	0.00	58.30	0.00
50E930 2122 2140 00 107000		0.00	60.90	60.90	-60.90	0.00	365.40	0.00
50E930 2122 2140 00 109000		0.00	62.82	62.82	-62.82	0.00	628.20	0.00
50E930 2122 2140 00 110000		0.00	41.32	41.32	-41.32	0.00	578.48	0.00
50E930 2122 2140 30 000000	TITLE I:GUIDANCE MEDICAR	0.00	0.00	0.00	0.00	0.00	0.00	0.00
50E000 2134 2130 00 000000	HEALTH: FICA	0.00	0.00	0.00	0.00	0.00	97.56	0.00
50E105 2134 2130 00 000000	ADAMS HEALTH SERV FICA	0.00	134.76	134.76	-134.76	0.00	1,638.74	0.00
50E107 2134 2130 00 000000	JEFFERSON HEALTH SERV FICA	0.00	126.06	126.06	-126.06	0.00	1,559.50	0.00
50E108 2134 2130 00 000000	LINCOLN HEALTH SERV FICA	0.00	125.62	125.62	-125.62	0.00	1,574.65	0.00
50E109 2134 2130 00 000000	LONGFELLOW HEALTH SERV FICA	0.00	117.50	117.50	-117.50	0.00	1,416.48	0.00
50E110 2134 2130 00 000000	WASHINGTON HEALTH SERV FICA	0.00	170.28	170.28	-170.28	0.00	2,236.06	0.00
50E204 2134 2130 00 000000	JH HEALTH SERV FICA	0.00	110.80	110.80	-110.80	0.00	1,128.07	0.00
50E303 2134 2130 00 000000	HS HEALTH SERV FICA	0.00	105.14	105.14	-105.14	0.00	1,295.52	0.00
50E000 2134 2140 00 000000	HEALTH: MEDICARE	0.00	37.86	37.86	-37.86	0.00	451.15	0.00
50E105 2134 2140 00 000000	ADAMS HEALTH SERV MEDICARE	0.00	31.52	31.52	-31.52	0.00	383.30	0.00
50E107 2134 2140 00 000000	JEFFERSON HEALTH SERV MEDIC	0.00	29.48	29.48	-29.48	0.00	364.72	0.00
50E108 2134 2140 00 000000	LINCOLN HEALTH SERV MEDICAR	0.00	29.38	29.38	-29.38	0.00	368.24	0.00
50E109 2134 2140 00 000000	LONGFELLOW HEALTH SERV MEDI	0.00	27.48	27.48	-27.48	0.00	331.28	0.00

Account Number	Account Level Description Account Number	2021-22 Original Budget	July 2021-22 Monthly Activity	2021-22 FYTD Activity	2021-22 Available Funds	Encumbered Amount	2020-21 FY Activity	2021-22 FYTD %
50	SOCIAL SECURITY/MEDICARE							
50E110 2134 2140 00 000000	WASHINGTON HEALTH SERV MEDI	0.00	39.82	39.82	-39.82	0.00	522.91	0.00
50E204 2134 2140 00 000000	JH HEALTH SERV MEDICARE	0.00	25.92	25.92	-25.92	0.00	263.88	0.00
50E303 2134 2140 00 000000	HS HEALTH SERV MEDICARE	0.00	24.58	24.58	-24.58	0.00	302.93	0.00
50E105 2190 2130 00 000000	ADAMS SUPPORT STAFF FICA	0.00	0.00	0.00	0.00	0.00	219.46	0.00
50E107 2190 2130 00 000000	JEFFERSON SUPPORT STAFF FIC	0.00	0.00	0.00	0.00	0.00	1,723.20	0.00
50E108 2190 2130 00 000000	LINCOLN SUPPORT STAFF FICA	0.00	0.00	0.00	0.00	0.00	1,168.28	0.00
50E109 2190 2130 00 000000	LONGFELLOW SUPPORT STAFF FI	0.00	0.00	0.00	0.00	0.00	984.17	0.00
50E110 2190 2130 00 000000	WASHINGTON SUPPORT STAFF FI	0.00	0.00	0.00	0.00	0.00	2,364.16	0.00
50E204 2190 2130 00 000000	JH SUPPORT STAFF FICA	0.00	0.00	0.00	0.00	0.00	516.01	0.00
50E303 2190 2130 00 000000	HS SUPPORT STAFF FICA	0.00	0.00	0.00	0.00	0.00	2,123.03	0.00
50E105 2190 2140 00 000000	ADAMS SUPPORT STAFF MEDICAR	0.00	0.00	0.00	0.00	0.00	51.32	0.00
50E107 2190 2140 00 000000	JEFFERSON SUPPORT STAFF MED	0.00	0.00	0.00	0.00	0.00	402.95	0.00
50E108 2190 2140 00 000000	LINCOLN SUPPORT STAFF MEDIC	0.00	0.00	0.00	0.00	0.00	273.25	0.00
50E109 2190 2140 00 000000	LONGFELLOW SUPPORT STAFF ME	0.00	0.00	0.00	0.00	0.00	230.13	0.00
50E110 2190 2140 00 000000	WASHINGTON SUPPORT STAFF ME	0.00	0.00	0.00	0.00	0.00	552.63	0.00
50E204 2190 2140 00 000000	JH SUPPORT STAFF MEDICARE	0.00	0.00	0.00	0.00	0.00	120.70	0.00
50E303 2190 2140 00 000000	HS SUPPORT STAFF MEDICARE	0.00	0.00	0.00	0.00	0.00	496.54	0.00
50E000 2210 2130 00 000000	IMP INST: FICA	0.00	178.30	178.30	-178.30	0.00	2,140.74	0.00
50E902 2210 2130 30 000000	TITLE I FICA	0.00	0.00	0.00	0.00	0.00	0.00	0.00
50E930 2210 2130 30 000000	TITLE I; FICA	0.00	0.00	0.00	0.00	0.00	0.00	0.00
50E940 2210 2130 30 000000	ESSER FICA	0.00	0.00	0.00	0.00	0.00	74.84	0.00
50E000 2210 2140 00 000000	IMP INST: MEDICARE	0.00	181.54	181.54	-181.54	0.00	1,889.92	0.00
50E303 2210 2140 00 000001	3 CIRCLE AG GRANT MEDICARE	0.00	0.00	0.00	0.00	0.00	26.95	0.00
50E902 2210 2140 30 000000	TITLE I MEDICARE	0.00	0.00	0.00	0.00	0.00	0.00	0.00
50E902 2210 2140 30 105000	AD TITLE I MEDICARE	0.00	0.00	0.00	0.00	0.00	55.76	0.00
50E902 2210 2140 30 107000	JE TITLE I MEDICARE	0.00	0.00	0.00	0.00	0.00	55.76	0.00
50E902 2210 2140 30 108000	LI TITLE I MEDICARE	0.00	0.00	0.00	0.00	0.00	55.76	0.00
50E902 2210 2140 30 109000	LO TITLE I MEDICARE	0.00	0.00	0.00	0.00	0.00	55.76	0.00
50E902 2210 2140 30 110000	WA TITLE I MEDICARE	0.00	0.00	0.00	0.00	0.00	55.71	0.00
50E930 2210 2140 00 105000	AD TITLE I MEDICARE	0.00	16.22	16.22	-16.22	0.00	236.42	0.00
50E930 2210 2140 00 107000	JE TITLE I MEDICARE	0.00	16.22	16.22	-16.22	0.00	236.42	0.00
50E930 2210 2140 00 108000	LI TITLE I MEDICARE	0.00	16.22	16.22	-16.22	0.00	236.42	0.00
50E930 2210 2140 00 109000	LO TITLE I MEDICARE	0.00	16.22	16.22	-16.22	0.00	236.42	0.00
50E930 2210 2140 00 110000	WA TITLE I MEDICARE	0.00	16.22	16.22	-16.22	0.00	236.70	0.00
50E930 2210 2140 30 000000	TITLE I; MEDICARE	0.00	0.00	0.00	0.00	0.00	243.60	0.00
50E930 2210 2140 30 105000	Title I Medicare-Summer Sch	0.00	0.00	0.00	0.00	0.00	7.36	0.00
50E930 2210 2140 30 107000	Title I Medicare-Summer Sch	0.00	0.00	0.00	0.00	0.00	29.29	0.00
50E930 2210 2140 30 108000	Title I Medicare-Summer Sch	0.00	0.00	0.00	0.00	0.00	29.00	0.00

Account Number	Account Level Description Account Number	2021-22 Original Budget	July 2021-22 Monthly Activity	2021-22 FYTD Activity	2021-22 Available Funds	Encumbered Amount	2020-21 FY Activity	2021-22 FYTD %
50	SOCIAL SECURITY/MEDICARE							
50E930 2210 2140 30 109000	Title I Medicare-Summer Sch	0.00	0.00	0.00	0.00	0.00	35.15	0.00
50E930 2210 2140 30 110000	Title I Medicare-Summer Sch	0.00	0.00	0.00	0.00	0.00	29.00	0.00
50E935 2210 2140 00 000004	TITLE II MEDICARE	0.00	0.00	0.00	0.00	0.00	5.18	0.00
50E940 2210 2140 30 000000	ESSER MEDICARE	0.00	0.00	0.00	0.00	0.00	325.46	0.00
50E960 2210 2140 30 000000		0.00	0.00	0.00	0.00	0.00	2.61	0.00
50E000 2225 2130 00 000000	TECH: FICA	0.00	1,288.34	1,288.34	-1,288.34	0.00	14,806.98	0.00
50E000 2225 2140 00 000000	TECH: MEDICARE	0.00	301.32	301.32	-301.32	0.00	3,463.06	0.00
50E000 2321 2130 00 000000	ADMIN: FICA	0.00	238.82	238.82	-238.82	0.00	2,865.86	0.00
50E000 2321 2140 00 000000	ADMIN: MEDICARE	0.00	296.64	296.64	-296.64	0.00	3,560.35	0.00
50E105 2410 2130 00 000000	ADAMS PRINCIPAL FICA	0.00	178.38	178.38	-178.38	0.00	2,119.75	0.00
50E107 2410 2130 00 000000	JEFFERSON PRINCIPAL FICA	0.00	195.36	195.36	-195.36	0.00	2,281.56	0.00
50E108 2410 2130 00 000000	LINCOLN PRINCIPAL FICA	0.00	223.80	223.80	-223.80	0.00	2,651.13	0.00
50E109 2410 2130 00 000000	LONGFELLOW PRINCIPAL FICA	0.00	225.06	225.06	-225.06	0.00	2,666.37	0.00
50E110 2410 2130 00 000000	WASHINGTON PRINCIPAL FICA	0.00	206.72	206.72	-206.72	0.00	2,444.99	0.00
50E204 2410 2130 00 000000	JH PRINCIPAL FICA	0.00	294.00	294.00	-294.00	0.00	3,473.42	0.00
50E303 2410 2130 00 000000	HS PRIN FICA	0.00	792.24	792.24	-792.24	0.00	10,131.06	0.00
50E105 2410 2140 00 000000	ADAMS PRINCIPAL MEDICARE	0.00	145.80	145.80	-145.80	0.00	1,741.87	0.00
50E107 2410 2140 00 000000	JEFFERSON PRINCIPAL MEDICAR	0.00	45.69	45.69	-45.69	0.00	2,249.42	0.00
50E108 2410 2140 00 000000	LINCOLN PRINCIPAL MEDICARE	0.00	270.10	270.10	-270.10	0.00	3,221.06	0.00
50E109 2410 2140 00 000000	LONGFELLOW PRINCIPAL MEDICA	0.00	152.56	152.56	-152.56	0.00	1,817.02	0.00
50E110 2410 2140 00 000000	WASHINGTON PRINCIPAL MEDICA	0.00	238.42	238.42	-238.42	0.00	2,842.26	0.00
50E204 2410 2140 00 000000	JH PRINCIPAL MEDICARE	0.00	276.18	276.18	-276.18	0.00	4,583.24	0.00
50E303 2410 2140 00 000000	HS PRIN MEDICARE	0.00	506.46	506.46	-506.46	0.00	6,174.73	0.00
50E930 2410 2140 30 000000	TITLE 1: MEDICARE	0.00	0.00	0.00	0.00	0.00	0.00	0.00
50E000 2510 2130 00 000000	BUS MAN: FICA	0.00	410.28	410.28	-410.28	0.00	4,960.40	0.00
50E000 2510 2140 00 000000	BUS MAN: MEDICARE	0.00	95.94	95.94	-95.94	0.00	1,159.95	0.00
50E000 2520 2130 00 000000	FISCAL: FICA	0.00	315.86	315.86	-315.86	0.00	4,134.84	0.00
50E000 2520 2140 00 000000	FISCAL: MEDICARE	0.00	73.88	73.88	-73.88	0.00	967.13	0.00
50E000 2542 2130 00 000000	MAINT: FICA	0.00	1,645.84	1,645.84	-1,645.84	0.00	20,973.55	0.00
50E105 2542 2130 00 000000	ADAMS CUSTODIAN FICA	0.00	254.62	254.62	-254.62	0.00	3,386.77	0.00
50E107 2542 2130 00 000000	JEFFERSON CUSTODIAN FICA	0.00	424.26	424.26	-424.26	0.00	5,556.27	0.00
50E108 2542 2130 00 000000	LINCOLN CUSTODIAN FICA	0.00	390.26	390.26	-390.26	0.00	4,348.62	0.00
50E109 2542 2130 00 000000	LONGFELLOW CUSTODIAN FICA	0.00	300.36	300.36	-300.36	0.00	2,942.51	0.00
50E110 2542 2130 00 000000	WASHINGTON CUSTODIAN FICA	0.00	455.35	455.35	-455.35	0.00	6,136.11	0.00
50E204 2542 2130 00 000000	JH CUSTODIAN FICA	0.00	728.87	728.87	-728.87	0.00	7,876.48	0.00
50E303 2542 2130 00 000000	HS CUSTODIAN FICA	0.00	1,140.04	1,140.04	-1,140.04	0.00	15,420.15	0.00
50E000 2542 2140 00 000000	MAINT: MEDICARE	0.00	384.90	384.90	-384.90	0.00	4,905.11	0.00
50E105 2542 2140 00 000000	ADAMS CUSTODIAN MEDICARE	0.00	59.54	59.54	-59.54	0.00	792.07	0.00

Account Number	Account Level Description Account Number	2021-22 Original Budget	July 2021-22 Monthly Activity	2021-22 FYTD Activity	2021-22 Available Funds	Encumbered Amount	2020-21 FY Activity	2021-22 FYTD %
50	SOCIAL SECURITY/MEDICARE							
50E107 2542 2140 00 000000	JEFFERSON CUSTODIAN MEDICAR	0.00	99.22	99.22	-99.22	0.00	1,299.44	0.00
50E108 2542 2140 00 000000	LINCOLN CUSTODIAN MEDICARE	0.00	91.28	91.28	-91.28	0.00	1,017.03	0.00
50E109 2542 2140 00 000000	LONGFELLOW CUSTODIAN MEDICA	0.00	70.24	70.24	-70.24	0.00	688.17	0.00
50E110 2542 2140 00 000000	WASHINGTON CUSTODIAN MEDICA	0.00	106.49	106.49	-106.49	0.00	1,435.08	0.00
50E204 2542 2140 00 000000	JH CUSTODIAN MEDICARE	0.00	170.45	170.45	-170.45	0.00	1,842.04	0.00
50E303 2542 2140 00 000000	HS CUSTODIAN MEDICARE	0.00	266.65	266.65	-266.65	0.00	3,606.35	0.00
50E000 2550 2130 00 000000	PUPIL TRANS: FICA	0.00	78.96	78.96	-78.96	0.00	868.56	0.00
50E000 2550 2140 00 000000	PUPIL TRANS: MEDICARE	0.00	18.46	18.46	-18.46	0.00	203.06	0.00
50E000 2560 2120 84 000000	FOOD SERV: IMRF	0.00	0.00	0.00	0.00	0.00	0.00	0.00
50E000 2560 2130 84 000000	FOOD SERV: FICA	0.00	533.04	533.04	-533.04	0.00	6,586.36	0.00
50E105 2560 2130 84 000000	ADAMS FOOD SERV FICA	0.00	310.00	310.00	-310.00	0.00	3,802.23	0.00
50E107 2560 2130 84 000000	JEFFERSON FOOD SERV FICA	0.00	174.84	174.84	-174.84	0.00	2,451.69	0.00
50E108 2560 2130 84 000000	LINCOLN FOOD SERV FICA	0.00	346.88	346.88	-346.88	0.00	5,905.06	0.00
50E109 2560 2130 84 000000	LONGFELLOW FOOD SERV FICA	0.00	147.80	147.80	-147.80	0.00	2,452.68	0.00
50E110 2560 2130 84 000000	WASHINGTON FOOD SERV FICA	0.00	235.82	235.82	-235.82	0.00	3,669.46	0.00
50E204 2560 2130 84 000000	JH FOOD FICA	0.00	373.70	373.70	-373.70	0.00	5,809.35	0.00
50E303 2560 2130 84 000000	HS FOOD SERV FICA	0.00	303.44	303.44	-303.44	0.00	5,721.71	0.00
50E960 2560 2130 30 000000		0.00	1,511.47	1,511.47	-1,511.47	0.00	1,360.26	0.00
50E000 2560 2140 84 000000	FOOD SERV: MEDICARE	0.00	124.66	124.66	-124.66	0.00	1,540.37	0.00
50E105 2560 2140 84 000000	ADAMS FOOD SERV MEDICARE	0.00	72.50	72.50	-72.50	0.00	889.24	0.00
50E107 2560 2140 84 000000	JEFFERSON FOOD SERV MEDICAR	0.00	40.90	40.90	-40.90	0.00	573.48	0.00
50E108 2560 2140 84 000000	LINCOLN FOOD SERV MEDICARE	0.00	81.12	81.12	-81.12	0.00	1,380.95	0.00
50E109 2560 2140 84 000000	LONGFELLOW FOOD SERV MEDICA	0.00	34.58	34.58	-34.58	0.00	573.72	0.00
50E110 2560 2140 84 000000	WASHINGTON FOOD SERV MEDICA	0.00	55.14	55.14	-55.14	0.00	858.12	0.00
50E204 2560 2140 84 000000	JH FOOD SERV MEDICARE	0.00	87.38	87.38	-87.38	0.00	1,358.51	0.00
50E303 2560 2140 84 000000	HS FOOD SERV MEDICARE	0.00	70.98	70.98	-70.98	0.00	1,338.28	0.00
50E960 2560 2140 30 000000		0.00	353.49	353.49	-353.49	0.00	318.12	0.00
50E902 2900 2130 30 105000	AD TITLE I FICA	0.00	0.00	0.00	0.00	0.00	0.00	0.00
50E902 2900 2130 30 107000	JE TITLE I FICA	0.00	0.00	0.00	0.00	0.00	0.00	0.00
50E902 2900 2130 30 108000	LI TITLE I FICA	0.00	0.00	0.00	0.00	0.00	0.00	0.00
50E902 2900 2130 30 109000	LO TITLE I FICA	0.00	0.00	0.00	0.00	0.00	0.00	0.00
50E902 2900 2130 30 110000	WA TITLE I FICA	0.00	0.00	0.00	0.00	0.00	0.00	0.00
50E930 2900 2130 30 000000	TITLE I: FICA	0.00	0.00	0.00	0.00	0.00	0.00	0.00
50E930 2900 2130 30 105000	AD TITLE I FICA	0.00	0.00	0.00	0.00	0.00	315.99	0.00
50E930 2900 2130 30 107000	JE TITLE I FICA	0.00	0.00	0.00	0.00	0.00	315.99	0.00
50E930 2900 2130 30 108000	LI TITLE I FICA	0.00	0.00	0.00	0.00	0.00	315.99	0.00
50E930 2900 2130 30 109000	LO TITLE I FICA	0.00	0.00	0.00	0.00	0.00	315.99	0.00
50E930 2900 2130 30 110000	WA TITLE I FICA	0.00	0.00	0.00	0.00	0.00	315.98	0.00

Account Number	Account Level Description Account Number	2021-22 Original Budget	July 2021-22 Monthly Activity	2021-22 FYTD Activity	2021-22 Available Funds	Encumbered Amount	2020-21 FY Activity	2021-22 FYTD %
50	SOCIAL SECURITY/MEDICARE							
50E902 2900 2140 30 000000	TITLE I MEDICARE	0.00	0.00	0.00	0.00	0.00	0.00	0.00
50E902 2900 2140 30 105000	AD TITLE I MEDICARE	0.00	0.00	0.00	0.00	0.00	0.00	0.00
50E902 2900 2140 30 107000	JE TITLE I MEDICARE	0.00	0.00	0.00	0.00	0.00	0.00	0.00
50E902 2900 2140 30 108000	LI TITLE I MEDICARE	0.00	0.00	0.00	0.00	0.00	0.00	0.00
50E902 2900 2140 30 109000	LO TITLE I MEDICARE	0.00	0.00	0.00	0.00	0.00	0.00	0.00
50E902 2900 2140 30 110000	WA TITLE I MEDICARE	0.00	0.00	0.00	0.00	0.00	0.00	0.00
50E930 2900 2140 30 000000	TITLE I: MEDICARE	0.00	0.00	0.00	0.00	0.00	0.00	0.00
50E930 2900 2140 30 105000	AD TITLE I MEDICARE	0.00	0.00	0.00	0.00	0.00	73.92	0.00
50E930 2900 2140 30 107000	JE TITLE I MEDICARE	0.00	0.00	0.00	0.00	0.00	73.92	0.00
50E930 2900 2140 30 108000	LI TITLE I MEDICARE	0.00	0.00	0.00	0.00	0.00	73.92	0.00
50E930 2900 2140 30 109000	LO TITLE I MEDICARE	0.00	0.00	0.00	0.00	0.00	73.92	0.00
50E930 2900 2140 30 110000	WA TITLE I MEDICARE	0.00	0.00	0.00	0.00	0.00	73.85	0.00
50E902 3900 2130 30 000000	TITLE I FICA	0.00	0.00	0.00	0.00	0.00	0.00	0.00
50E930 3900 2130 30 000000	TITLE I: FICA	0.00	0.00	0.00	0.00	0.00	0.00	0.00
50E902 3900 2140 30 000000	TITLE I MEDICARE	0.00	0.00	0.00	0.00	0.00	0.00	0.00
50E902 3900 2140 30 105000	AD TITLE I MEDICARE	0.00	0.00	0.00	0.00	0.00	0.00	0.00
50E902 3900 2140 30 107000	JE TITLE I MEDICARE	0.00	0.00	0.00	0.00	0.00	0.00	0.00
50E902 3900 2140 30 108000	LI TITLE I MEDICARE	0.00	0.00	0.00	0.00	0.00	0.00	0.00
50E902 3900 2140 30 109000	LO TITLE I MEDICARE	0.00	0.00	0.00	0.00	0.00	0.00	0.00
50E902 3900 2140 30 110000	WA TITLE I MEDICARE	0.00	0.00	0.00	0.00	0.00	0.00	0.00
50E930 3900 2140 30 000000	TITLE I: MEDICARE	0.00	0.00	0.00	0.00	0.00	0.00	0.00
50E930 3900 2140 30 105000		0.00	8.26	8.26	-8.26	0.00	49.56	0.00
50E930 3900 2140 30 107000		0.00	8.26	8.26	-8.26	0.00	49.56	0.00
50E930 3900 2140 30 108000		0.00	8.26	8.26	-8.26	0.00	49.56	0.00
50E930 3900 2140 30 109000		0.00	8.26	8.26	-8.26	0.00	49.56	0.00
50E930 3900 2140 30 110000		0.00	8.28	8.28	-8.28	0.00	49.68	0.00
50E000 3901 2130 00 000000	AFTERCATS: FICA	0.00	0.00	0.00	0.00	0.00	349.19	0.00
50E105 3901 2130 00 000000	ADAMS AFTERCATS FICA	0.00	0.00	0.00	0.00	0.00	306.78	0.00
50E107 3901 2130 00 000000	JEFFERSON AFTERCATS FICA	0.00	0.00	0.00	0.00	0.00	390.25	0.00
50E108 3901 2130 00 000000	LINCOLN AFTERCATS FICA	0.00	0.00	0.00	0.00	0.00	677.33	0.00
50E109 3901 2130 00 000000	LONGFELLOW AFTERCATS FICA	0.00	0.00	0.00	0.00	0.00	809.41	0.00
50E110 3901 2130 00 000000	WASHINGTON AFTERCATS FICA	0.00	0.00	0.00	0.00	0.00	592.92	0.00
50E204 3901 2130 00 000000	JH AFTERCATS FICA	0.00	0.00	0.00	0.00	0.00	355.60	0.00
50E000 3901 2140 00 000000	AFTERCATS: MEDICARE	0.00	0.00	0.00	0.00	0.00	81.70	0.00
50E105 3901 2140 00 000000	ADAMS AFTERCATS MEDICARE	0.00	0.00	0.00	0.00	0.00	71.74	0.00
50E107 3901 2140 00 000000	JEFFERSON AFTERCATS MEDICAR	0.00	0.00	0.00	0.00	0.00	91.28	0.00
50E108 3901 2140 00 000000	LINCOLN AFTERCATS MEDICARE	0.00	0.00	0.00	0.00	0.00	158.41	0.00
50E109 3901 2140 00 000000	LONGFELLOW AFTERCATS MEDICA	0.00	0.00	0.00	0.00	0.00	189.29	0.00

Account Number	Account Level Description Account Number	2021-22 Original Budget	July 2021-22 Monthly Activity	2021-22 FYTD Activity	2021-22 Available Funds	Encumbered Amount	2020-21 FY Activity	2021-22 FYTD %
50	SOCIAL SECURITY/MEDICARE							
50E110 3901 2140 00 000000	WASHINGTON AFTERCATS MEDICA	0.00	0.00	0.00	0.00	0.00	138.64	0.00
50E204 3901 2140 00 000000	JH AFTERCATS - MEDICARE	0.00	0.00	0.00	0.00	0.00	83.18	0.00
50---- ---- ---- -- ------		0.00	44,853.71	44,853.71	-44,853.71	0.00	482,190.98	0.00
51	ILLINOIS MUNICIPAL RETIREMENT							
51E960 1100 2120 30 000000		0.00	4,109.27	4,109.27	-4,109.27	0.00	3,086.25	0.00
51E960 1100 2130 30 000000	IMRF K-12 ESSER II	0.00	0.00	0.00	0.00	0.00	-2,621.19	0.00
51E105 1101 2120 00 000000	ELEM. IMRF	0.00	0.00	0.00	0.00	0.00	1,967.49	0.00
51E105 1101 2120 00 000001	ADAMS IMRF	0.00	0.00	0.00	0.00	0.00	521.68	0.00
51E107 1101 2120 00 000000	JEFFERSON IMRF	0.00	0.00	0.00	0.00	0.00	2,268.32	0.00
51E108 1101 2120 00 000000	LINCOLN IMRF	0.00	0.00	0.00	0.00	0.00	0.00	0.00
51E109 1101 2120 00 000000	LONGFELLOW IMRF	0.00	0.00	0.00	0.00	0.00	2,085.17	0.00
51E110 1101 2120 00 000000	WASHINGTON IMRF	0.00	0.00	0.00	0.00	0.00	3,071.27	0.00
51E303 1103 2120 00 000000	HS IMRF	0.00	1,005.58	1,005.58	-1,005.58	0.00	12,228.49	0.00
51E303 1103 2120 00 000001	HS IMRF	0.00	0.00	0.00	0.00	0.00	0.00	0.00
51E940 1250 2120 30 000000	Esser Grant-IMRF-Employer	0.00	0.00	0.00	0.00	0.00	0.00	0.00
51E000 1500 2120 00 000000	ATHL: IMRF	0.00	320.22	320.22	-320.22	0.00	3,855.51	0.00
51E000 1500 2120 00 000001	ATHL: IMRF	0.00	0.00	0.00	0.00	0.00	634.86	0.00
51E000 1500 2120 01 000000	FOOTBALL IMRF	0.00	0.00	0.00	0.00	0.00	0.00	0.00
51E000 1500 2120 06 000000	WRESTLING IMRF	0.00	0.00	0.00	0.00	0.00	0.00	0.00
51E000 1500 2120 15 000000	HS BOYS BASKETBALL IMRF	0.00	0.00	0.00	0.00	0.00	0.00	0.00
51E000 1500 2120 20 000000	JH BOYS BASKETBALL IMRF	0.00	0.00	0.00	0.00	0.00	0.00	0.00
51E303 1500 2120 01 000000	HS FOOTBALL IMRF	0.00	45.14	45.14	-45.14	0.00	546.12	0.00
51E303 1500 2120 06 000000	HS WRESTLING IMRF	0.00	0.00	0.00	0.00	0.00	0.00	0.00
51E303 1500 2120 15 000000	HS BOYS BASKETBALL IMRF	0.00	51.68	51.68	-51.68	0.00	624.00	0.00
51E303 1500 2120 31 000000		0.00	0.00	0.00	0.00	0.00	612.72	0.00
51E303 1500 2120 33 000000	HS GIRLS TRACK IMRF	0.00	0.00	0.00	0.00	0.00	906.69	0.00
51E000 1501 2120 00 000000	ADAMS IMRF	0.00	0.00	0.00	0.00	0.00	476.44	0.00
51E000 2134 2120 00 000000	HEALTH SERV IMRF	0.00	0.00	0.00	0.00	0.00	220.68	0.00
51E105 2134 2120 00 000000	HEALTH SERV. IMRF	0.00	326.68	326.68	-326.68	0.00	4,005.23	0.00
51E107 2134 2120 00 000000	HEALTH SERV. IMRF	0.00	305.60	305.60	-305.60	0.00	3,811.41	0.00
51E108 2134 2120 00 000000	HEALTH SERVICES: IMRF	0.00	334.50	334.50	-334.50	0.00	4,221.12	0.00
51E109 2134 2120 00 000000	HEALTH SERV. IMRF	0.00	284.84	284.84	-284.84	0.00	3,480.85	0.00
51E110 2134 2120 00 000000	HEALTH SERV. IMRF	0.00	412.78	412.78	-412.78	0.00	5,389.10	0.00
51E204 2134 2120 00 000000	HEALTH SERV. IMRF	0.00	268.62	268.62	-268.62	0.00	2,648.72	0.00
51E303 2134 2120 00 000000	HEALTH SERV. IMRF	0.00	284.84	284.84	-284.84	0.00	3,544.95	0.00

Account Number	Account Level Description Account Number	2021-22 Original Budget	July 2021-22 Monthly Activity	2021-22 FYTD Activity	2021-22 Available Funds	Encumbered Amount	2020-21 FY Activity	2021-22 FYTD %
51	ILLINOIS MUNICIPAL RETIREMENT							
51E105 2190 2120 00 000000	ADAMS SUPPORT IMRF	0.00	0.00	0.00	0.00	0.00	0.00	0.00
51E107 2190 2120 00 000000	JEFFERSON SUPPORT IMRF	0.00	0.00	0.00	0.00	0.00	894.24	0.00
51E108 2190 2120 00 000000	LINCOLN SUPPORT IMRF	0.00	0.00	0.00	0.00	0.00	672.41	0.00
51E109 2190 2120 00 000000	LONGFELLOW SUPPORT IMRF	0.00	0.00	0.00	0.00	0.00	1,558.66	0.00
51E110 2190 2120 00 000000	WASHINGTON SUPPORT IMRF	0.00	0.00	0.00	0.00	0.00	3,791.06	0.00
51E204 2190 2120 00 000000	JH SUPPORT STAFF IMRF	0.00	0.00	0.00	0.00	0.00	1,342.22	0.00
51E303 2190 2120 00 000000	HS SUPPORT STAFF IMRF	0.00	0.00	0.00	0.00	0.00	5,213.46	0.00
51E000 2210 2120 00 000000	STAFF DEV IMRF	0.00	462.20	462.20	-462.20	0.00	5,622.11	0.00
51E940 2210 2120 30 000000	ESSER IMRF	0.00	0.00	0.00	0.00	0.00	173.47	0.00
51E000 2225 2120 00 000000	TECHNOLOGY IMRF	0.00	3,039.72	3,039.72	-3,039.72	0.00	36,974.13	0.00
51E000 2321 2120 00 000000	ADMIN IMRF	0.00	578.96	578.96	-578.96	0.00	7,042.31	0.00
51E105 2410 2120 00 000000	PRINCIPAL IMRF	0.00	576.92	576.92	-576.92	0.00	6,952.06	0.00
51E107 2410 2120 00 000000	PRINCIPAL IMRF	0.00	473.58	473.58	-473.58	0.00	5,604.32	0.00
51E108 2410 2120 00 000000	PRINCIPAL IMRF	0.00	608.42	608.42	-608.42	0.00	7,305.71	0.00
51E109 2410 2120 00 000000	PRINCIPAL IMRF	0.00	654.12	654.12	-654.12	0.00	7,860.94	0.00
51E110 2410 2120 00 000000	PRINCIPAL IMRF	0.00	501.14	501.14	-501.14	0.00	6,006.81	0.00
51E204 2410 2120 00 000000	PRINCIPAL IMRF	0.00	798.10	798.10	-798.10	0.00	9,712.05	0.00
51E303 2410 2120 00 000000	PRINCIPAL IMRF	0.00	1,980.88	1,980.88	-1,980.88	0.00	25,652.63	0.00
51E000 2510 2120 00 000000	BUS. MGR. IMRF	0.00	1,050.00	1,050.00	-1,050.00	0.00	12,771.87	0.00
51E000 2520 2120 00 000000	FISCAL IMRF	0.00	818.38	818.38	-818.38	0.00	10,164.78	0.00
51E000 2542 2120 00 000000	CUST./MAINT. IMRF	0.00	4,103.71	4,103.71	-4,103.71	0.00	52,763.22	0.00
51E105 2542 2120 00 000000	CUST./MAINT. IMRF	0.00	761.72	761.72	-761.72	0.00	10,064.40	0.00
51E107 2542 2120 00 000000	CUST./MAINT. IMRF	0.00	1,179.74	1,179.74	-1,179.74	0.00	13,417.67	0.00
51E108 2542 2120 00 000000	CUST./MAINT. IMRF	0.00	1,006.00	1,006.00	-1,006.00	0.00	11,211.62	0.00
51E109 2542 2120 00 000000	CUST./MAINT. IMRF	0.00	410.46	410.46	-410.46	0.00	5,268.84	0.00
51E110 2542 2120 00 000000	CUST./MAINT. IMRF	0.00	819.70	819.70	-819.70	0.00	15,965.63	0.00
51E204 2542 2120 00 000000	CUST./MAINT. IMRF	0.00	1,320.76	1,320.76	-1,320.76	0.00	18,250.23	0.00
51E303 2542 2120 00 000000	CUST./MAINT. IMRF	0.00	2,754.34	2,754.34	-2,754.34	0.00	41,352.59	0.00
51E000 2550 2120 00 000000	TRANS. IMRF	0.00	204.60	204.60	-204.60	0.00	2,278.50	0.00
51E000 2560 2120 84 000000	FOOD SERVICE IMRF	0.00	1,292.20	1,292.20	-1,292.20	0.00	15,697.20	0.00
51E105 2560 2120 84 000000	FOOD SERV. IMRF	0.00	847.36	847.36	-847.36	0.00	10,492.11	0.00
51E107 2560 2120 84 000000	FOOD SERV. IMRF	0.00	423.86	423.86	-423.86	0.00	5,582.93	0.00
51E108 2560 2120 84 000000	FOOD SERV. IMRF	0.00	900.80	900.80	-900.80	0.00	14,178.84	0.00
51E109 2560 2120 84 000000	FOOD SERVICE IMRF	0.00	427.88	427.88	-427.88	0.00	5,569.16	0.00
51E110 2560 2120 84 000000	FOOD SERV. IMRF	0.00	627.12	627.12	-627.12	0.00	7,497.38	0.00
51E204 2560 2120 84 000000	FOOD SERV. IMRF	0.00	965.82	965.82	-965.82	0.00	14,990.08	0.00
51E303 2560 2120 84 000000	FOOD SERV. IMRF	0.00	867.42	867.42	-867.42	0.00	14,445.22	0.00
51E960 2560 2120 30 000000		0.00	2,951.71	2,951.71	-2,951.71	0.00	2,621.19	0.00

Account Number	Account Level Description Account Number	2021-22 Original Budget	July 2021-22 Monthly Activity	2021-22 FYTD Activity	2021-22 Available Funds	Encumbered Amount	2020-21 FY Activity	2021-22 FYTD %
51	ILLINOIS MUNICIPAL RETIREMENT							
51E902 2900 2120 30 000000	TITLE I IMRF	0.00	0.00	0.00	0.00	0.00	0.00	0.00
51E902 2900 2120 30 105000	AD TITLE I IMRF	0.00	0.00	0.00	0.00	0.00	0.00	0.00
51E902 2900 2120 30 107000	JE TITILE I IMRF	0.00	0.00	0.00	0.00	0.00	0.00	0.00
51E902 2900 2120 30 108000	LI TITLE I IMRF	0.00	0.00	0.00	0.00	0.00	0.00	0.00
51E902 2900 2120 30 109000	LO TITLE I IMRF	0.00	0.00	0.00	0.00	0.00	0.00	0.00
51E902 2900 2120 30 110000	WA TITLE I IMRF	0.00	0.00	0.00	0.00	0.00	0.00	0.00
51E930 2900 2120 30 000000	TITLE I IMRF	0.00	0.00	0.00	0.00	0.00	0.00	0.00
51E930 2900 2120 30 105000	AD TITLE I IMRF	0.00	0.00	0.00	0.00	0.00	775.41	0.00
51E930 2900 2120 30 107000	JE TITLE I IMRF	0.00	0.00	0.00	0.00	0.00	775.41	0.00
51E930 2900 2120 30 108000	LI TITLE I IMRF	0.00	0.00	0.00	0.00	0.00	775.41	0.00
51E930 2900 2120 30 109000	LO TITLE I IMRF	0.00	0.00	0.00	0.00	0.00	775.41	0.00
51E930 2900 2120 30 110000	WA TITLE I IMRF	0.00	0.00	0.00	0.00	0.00	775.33	0.00
51E107 3901 2120 00 000000	AFTERCATS IMRF	0.00	0.00	0.00	0.00	0.00	956.64	0.00
51E108 3901 2120 00 000000	AFTERCATS IMRF	0.00	0.00	0.00	0.00	0.00	1,666.43	0.00
51E109 3901 2120 00 000000	LONGFELLOW AFTERCATS IMRF	0.00	0.00	0.00	0.00	0.00	1,964.92	0.00
51E110 3901 2120 00 000000	WA AFTERCATS IMRF	0.00	0.00	0.00	0.00	0.00	688.90	0.00
51E204 3901 2120 00 000000	JH AFTERCATS IMRF	0.00	0.00	0.00	0.00	0.00	1,160.31	0.00
51---- ---- ---- -- ------		0.00	41,157.37	41,157.37	-41,157.37	0.00	484,862.10	0.00
60	CAPITAL PROJECTS FUND OR FUND							
60E000 2532 5100 01 000001	LAND PURCHASE	0.00	0.00	0.00	0.00	0.00	0.00	0.00
60E000 2533 3010 00 019023	ARC FEES-DOOR HARDWARE REPL	0.00	0.00	0.00	0.00	0.00	0.00	0.00
60E000 2533 3010 00 019087	ARC FEES-DOOR HARDWARE-WASH	0.00	0.00	0.00	0.00	0.00	0.00	0.00
60E000 2533 3010 00 019095	ARC FEES-LINCOLN ROOF REPL.	0.00	0.00	0.00	0.00	0.00	0.00	0.00
60E000 2533 5230 00 019095	ARCH LINCOLN ROOF	0.00	0.00	0.00	0.00	0.00	0.00	0.00
60E000 2533 5230 00 020084	ARCHITECT PAVEMENT PLAYGROU	0.00	3,445.00	3,445.00	-3,445.00	0.00	44,243.52	0.00
60E000 2533 5230 03 018078	MHS ARC FEES-PHASE 2	0.00	0.00	0.00	0.00	0.00	0.00	0.00
60E000 2533 5230 03 019042	MHS - PHASE 3 ARCHITECT	0.00	0.00	0.00	0.00	0.00	23,764.00	0.00
60E000 2533 5230 03 020016	FOOTBALL LIGHTING ARCHITECT	0.00	0.00	0.00	0.00	0.00	17,873.36	0.00
60E000 2533 5230 03 020080	ARCHITECT MHS PHASE 4	0.00	943.39	943.39	-943.39	0.00	8,716.95	0.00
60E000 2533 5230 03 020083	ARCHITECT FB FIELD SEWER RE	0.00	528.76	528.76	-528.76	0.00	7,743.51	0.00
60E109 2533 5230 00 018072	Longfellow Roof Repl Arc Fe	0.00	0.00	0.00	0.00	0.00	0.00	0.00
60E110 2533 5230 00 021053	ARCHITECT WA ACCESSIBILITY	0.00	4,079.00	4,079.00	-4,079.00	0.00	0.00	0.00
60E000 2535 3190 00 000002	UNIT 2 LOCAL PROJECTS	0.00	0.00	0.00	0.00	0.00	533,226.20	0.00
60E000 2535 5230 00 019042	MHS AC PHASE 3	0.00	0.00	0.00	0.00	0.00	443,290.50	0.00
60E000 2535 5230 00 020084	PAVEMENT/PLAYGROUND SURFACE	0.00	163,929.98	163,929.98	-163,929.98	0.00	0.00	0.00

Account Number	Account Level Description Account Number	2021-22 Original Budget	July 2021-22 Monthly Activity	2021-22 FYTD Activity	2021-22 Available Funds	Encumbered Amount	2020-21 FY Activity	2021-22 FYTD %
60	CAPITAL PROJECTS FUND OR FUND							
60E109 2535 5230 00 018072	Longfellow School Roof Repl	0.00	0.00	0.00	0.00	0.00	0.00	0.00
60E110 2535 5230 00 021053	WASHINGTON ACCESSIBILITY	0.00	0.00	0.00	0.00	0.00	0.00	0.00
60E303 2535 5230 00 018002	MHS AC PHASE I	0.00	0.00	0.00	0.00	0.00	55,790.81	0.00
60E303 2535 5230 00 018078	MHS Access Costs Phase 2	0.00	0.00	0.00	0.00	0.00	0.00	0.00
60E303 2535 5230 00 020016	MHS FOOTBALL LIGHTS/SEWER	0.00	4,282.20	4,282.20	-4,282.20	0.00	404,473.56	0.00
60E303 2535 5230 00 020080	MHS PHASE 4 CONSTRUCTION	0.00	45,468.00	45,468.00	-45,468.00	0.00	23,841.00	0.00
60E303 2535 5230 03 018002	MHS AC PHASE 1	0.00	0.00	0.00	0.00	0.00	0.00	0.00
60E000 8410 6600 00 000000	NEW AS PRINCIPAL PMT TO FUN	0.00	0.00	0.00	0.00	0.00	695,000.00	0.00
60E000 8510 6600 00 000000	NEW AS INTEREST PMT TO FUND	0.00	0.00	0.00	0.00	0.00	92,433.50	0.00
60---- ---- ---- -- ------		0.00	222,676.33	222,676.33	-222,676.33	0.00	2,350,396.91	0.00
70	WORKING CASH FUND							
70E000 8110 0000 10 000000	PERMANENT XFER TO EDUCATION	0.00	0.00	0.00	0.00	0.00	0.00	0.00
70E000 8120 7100 00 000000	TRANS INTEREST	0.00	0.00	0.00	0.00	0.00	0.00	0.00
70---- ---- ---- -- ------		0.00	0.00	0.00	0.00	0.00	0.00	0.00
80	TORT IMMUNITY AND JUDGMENT FUN							
80E000 2361 3800 00 000000	TORT: WORKERS COMPENSATION	0.00	185,468.00	185,468.00	-185,468.00	0.00	178,523.00	0.00
80E000 2365 3180 00 000000	TORT: LEGAL SERVICES	0.00	0.00	0.00	0.00	0.00	26,787.00	0.00
80E000 2365 3190 00 000000	TORT: CONTRACTUAL SERVICES	0.00	0.00	0.00	0.00	0.00	0.00	0.00
80E000 2365 3800 00 000000	TORT: PROPERTY CASUALTY	0.00	6,678.00	6,678.00	-6,678.00	0.00	290,599.16	0.00
80E000 2365 3800 00 000001	TORT: UNEMPLOYMENT	0.00	1,975.12	1,975.12	-1,975.12	0.00	12,426.85	0.00
80E000 2366 3190 00 000000	SETTLEMENT AGREEMENT	0.00	0.00	0.00	0.00	0.00	0.00	0.00
80---- ---- ---- -- ------		0.00	194,121.12	194,121.12	-194,121.12	0.00	508,336.01	0.00
90	FIRE PREVENTION AND SAFETY FUN							
90E000 2533 3010 02 001203	Jr.High 10 YR HLS REPORT	0.00	0.00	0.00	0.00	0.00	0.00	0.00
90E000 2533 3010 04 001001	CS 10 YR HLS REPORT	0.00	0.00	0.00	0.00	0.00	0.00	0.00
90E000 2533 3010 06 001407	Lincoln HLS 10 YR Survey	0.00	0.00	0.00	0.00	0.00	0.00	0.00
90E000 2533 3010 07 000000	JEFFHI HLS 10 YR SURVEY	0.00	0.00	0.00	0.00	0.00	0.00	0.00
90E000 2533 3010 07 001405	Long. HLS 10 Yr Survey	0.00	0.00	0.00	0.00	0.00	0.00	0.00
90E000 2533 3010 08 001406	Wash. HLS 10 Yr Survey	0.00	0.00	0.00	0.00	0.00	0.00	0.00

Account Number	Account Level Description Account Number	2021-22 Original Budget	July 2021-22 Monthly Activity	2021-22 FYTD Activity	2021-22 Available Funds	Encumbered Amount	2020-21 FY Activity	2021-22 FYTD %
90	FIRE PREVENTION AND SAFETY FUN							
90E000 2533 3010 08 019095	LINCOLN ROOF PROJECT	0.00	0.00	0.00	0.00	0.00	0.00	0.00
90E000 2533 5230 00 019095	ARCH FEES LINCOLN ROOF	0.00	0.00	0.00	0.00	0.00	4,211.85	0.00
90E108 2533 5230 00 000000	ARCH FEE LINCOLN HVAC/ROOF/	0.00	14,048.50	14,048.50	-14,048.50	0.00	199,964.58	0.00
90E000 2535 5210 00 000000	HLS GENERAL	0.00	0.00	0.00	0.00	0.00	0.00	0.00
90E000 2535 5230 00 019095	LINCOLN ELEM ROOF PROJECT	0.00	0.00	0.00	0.00	0.00	236,457.90	0.00
90E000 2535 5230 00 020018	LINCOLN HVAC/ROOF/DOORS	0.00	240,405.62	240,405.62	-240,405.62	0.00	593,106.88	0.00
90---- ---- ---- -- ------		0.00	254,454.12	254,454.12	-254,454.12	0.00	1,033,741.21	0.00
Grand Expense Totals		0.00	4,262,265.96	4,262,265.96	-5,002,076.68	660,857.47	45,996,945.32	0.00

Number of Accounts: 2083

********** End of report **********